



Fairfax County Police Department Bias Crimes and Incidents Report CY 2018 – CY 2020



**Colonel David M. Rohrer
Interim Chief of Police**

Bias Crimes and Incidents Summary Report

A comprehensive data review of Bias Crimes and Incidents occurring in Fairfax County has been conducted for calendar years January 1, 2018, through December 31, 2020. This is an updated summary to include the full 2020 calendar year and previous years totals to most accurately capture and publish data. The data source for this summary report was the Fairfax County Police Department's (FCPD) Records Management System (RMS) via Tableau. Categories of bias crimes or incidents included the following:

- Anti-Arab
- Anti-Asian/Pacific Islander
- Anti-Black
- Anti-Catholic
- Anti-Hispanic
- Anti-Homosexual (Gay and Lesbian)
- Anti-Male Homosexual (Gay)
- Anti-Islamic (Muslim)
- Anti-Jewish
- Anti-Multi Racial Group
- Anti-Multi Religious Group
- Anti-Other Ethnicity/National Origin
- Anti-Other Religion (Buddhism, Hinduism, Protestant)
- Anti-White
- Unknown Motivation

Recorded information was based on what was reported to the FCPD. In many instances the offenders' motives were unknown, and those incidents were captured under the "unknown motivation" category.

Definitions

As defined by Fairfax County Police Department [General Order 520.7 Bias Crime Policy](#).

Bias Crime:

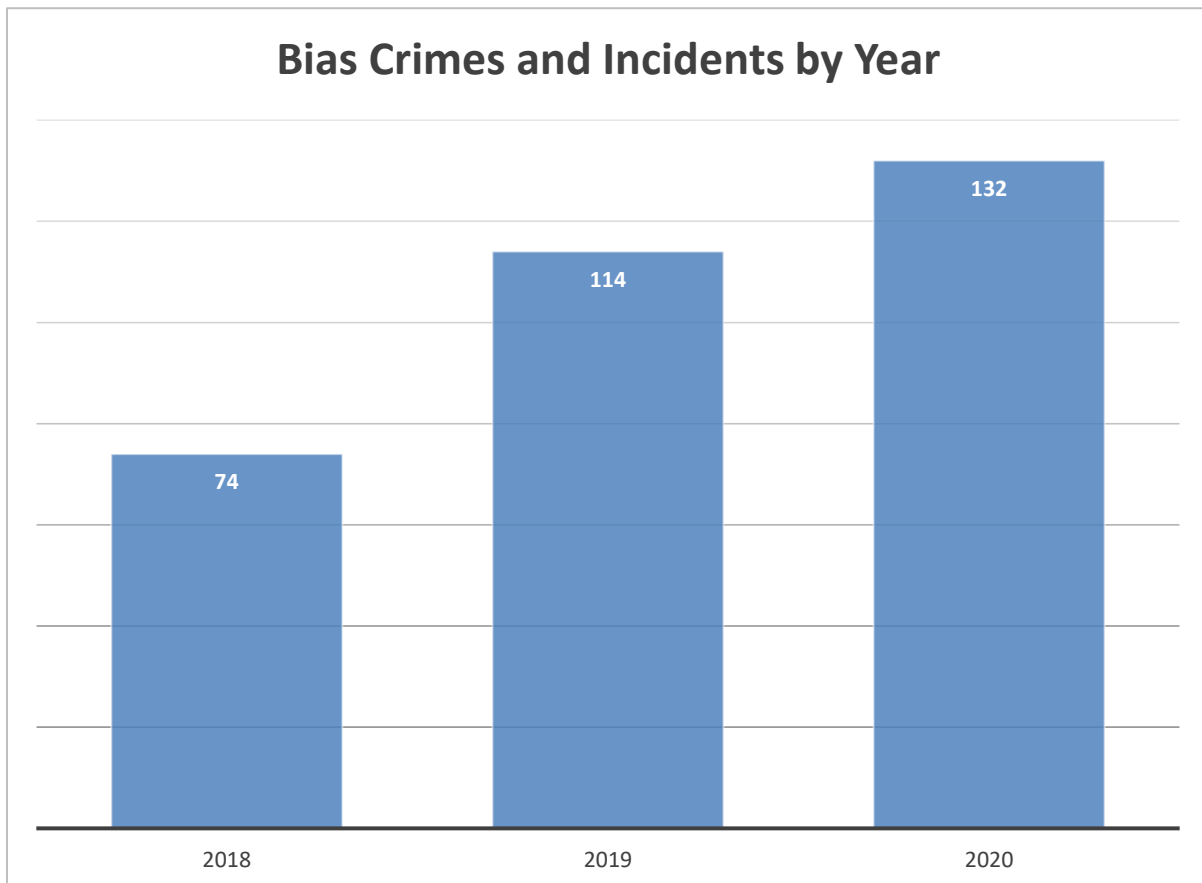
- Also known as Hate Crime. Any unlawful action committed against a person because of race, religious conviction, ethnic/national origin, disability, and/or sexual orientation. The *Code of Virginia* does not specifically define a bias crime or hate crime as a violation of law but does provide enhanced penalties for assault and battery (§ 18.2-57) and vandalism (as defined by § 18.2-121) when the acts are committed against a person based upon their race, religious conviction, color, or national origin.

Bias Incident:

- Involves behaviors that, though motivated by bias against a victim’s race, religious conviction, ethnic/national origin, disability, and/or sexual orientation, are not criminal acts (i.e., distribution of unsolicited hate literature, hostile or hateful speech, or other disrespectful/discriminatory behavior may be motivated by bias but is not a violation of criminal law) but may be classified as a violation of civil statutes. They become criminal acts only when the behavior directly incites perpetrators to commit acts of violence against persons or the destruction of property.

Bias Crimes and Incidents Aggregate Total

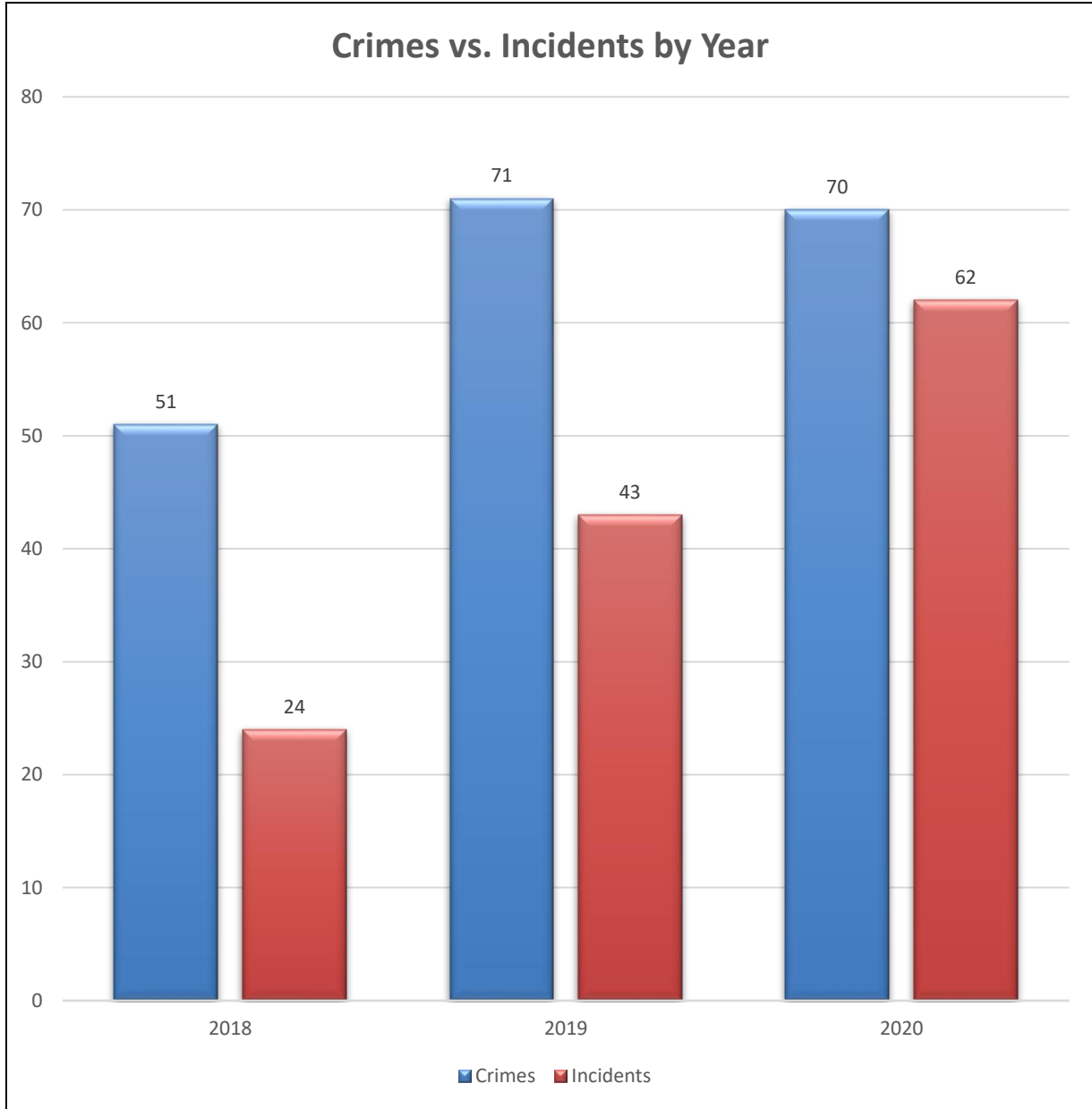
The summary information in this report will reflect tables, graphs, and statistics specifically related to the categories identified on page two. Some of the data reflect aggregate totals as well as individual bias crimes and incidents for the specified time period.



Data Source: FCPD I/LEADS RMS via Tableau

Highlights to note:

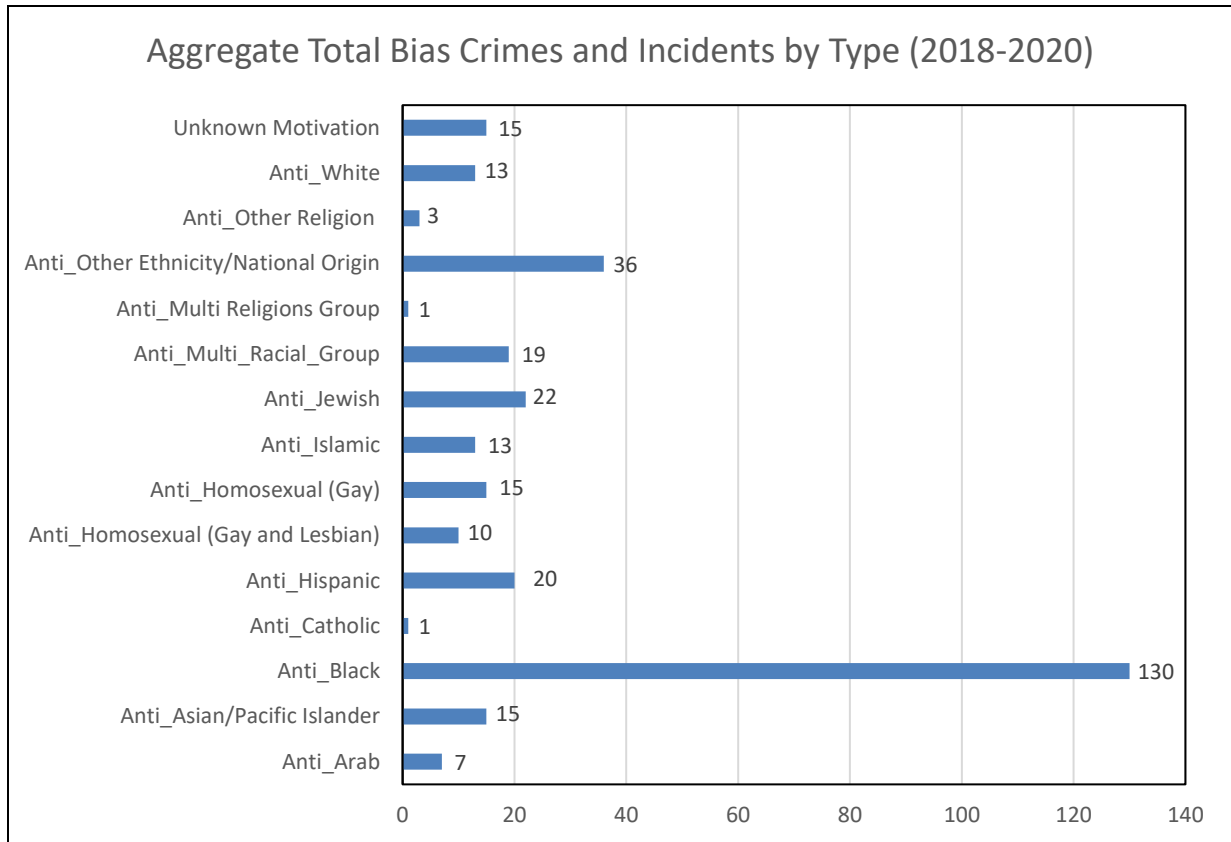
- The aggregate total of all bias crimes and incidents for 2018-2020 was 320. This represents a 65.8% increase over the previous 3-year total of 193 incidents encompassing the years 2015-2017. The 2020 calendar year incidents represent 41.3% of the aggregate total. Incidents accounted for 47% of the total for 2020.



Data Source: FCPD I/LEADS RMS via Tableau

Bias Crimes and Incidents by Type or Category

The following tables and charts represent a breakdown of bias crimes and incidents by type, monthly, annual, aggregate totals, and by district station.

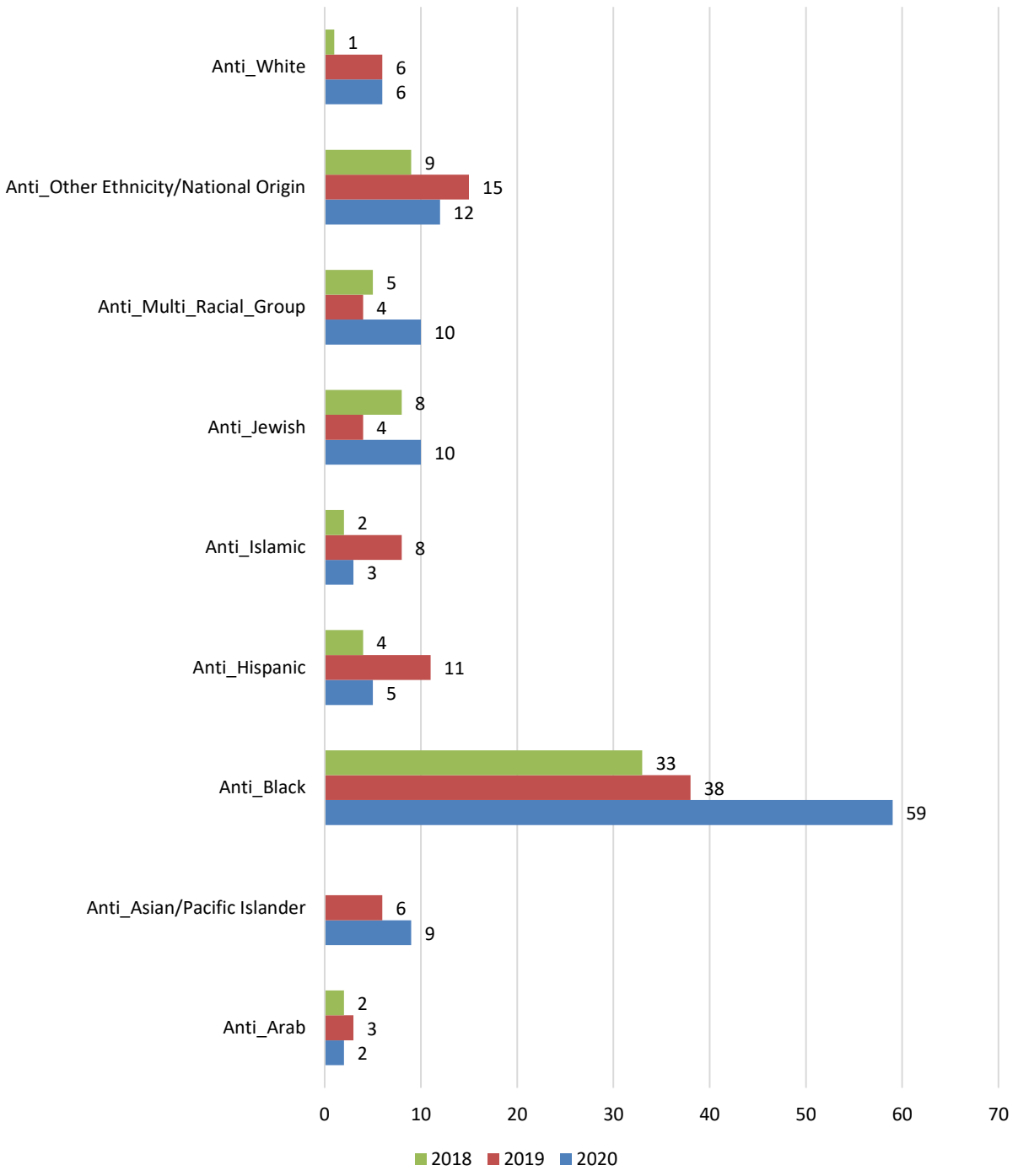


Data Source: FCPD I/LEADS RMS via Tableau

Highlights to note reference aggregate bias crimes and incidents by type or category:

- The most prevalent bias type or category was Anti-Black, representing 40.6% of the aggregate total.
- The second most prevalent bias type or category was other ethnicity/national origin. This category accounted for 11.3% of the aggregate total.
- The third most prevalent category was Anti-Jewish accounting for 6.9% of the aggregate total.

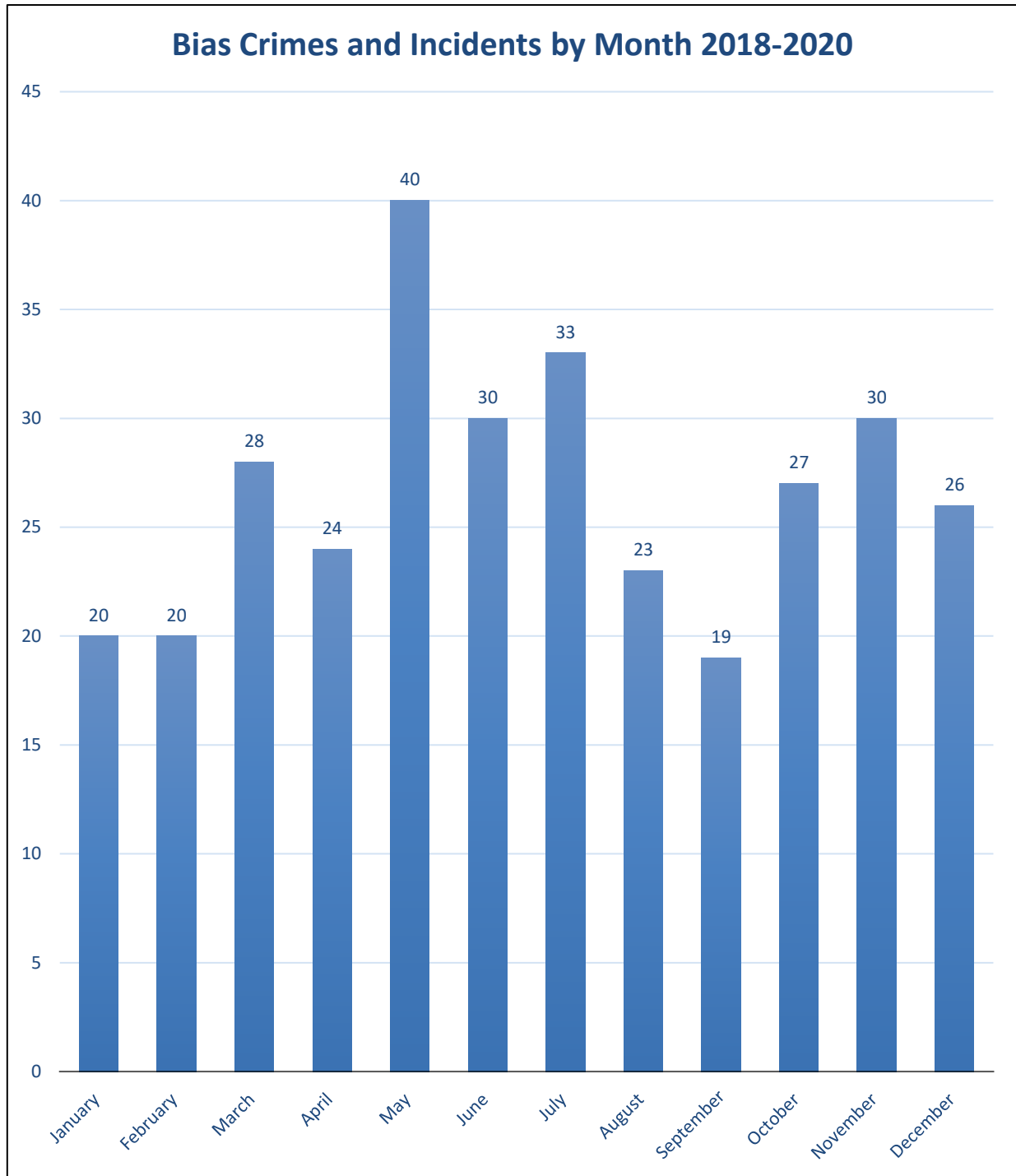
Bias Incidents by Race/Ethnicity



Data Source: FCPD I/LEADS RMS via Tableau

Bias Crimes and Incidents by Month

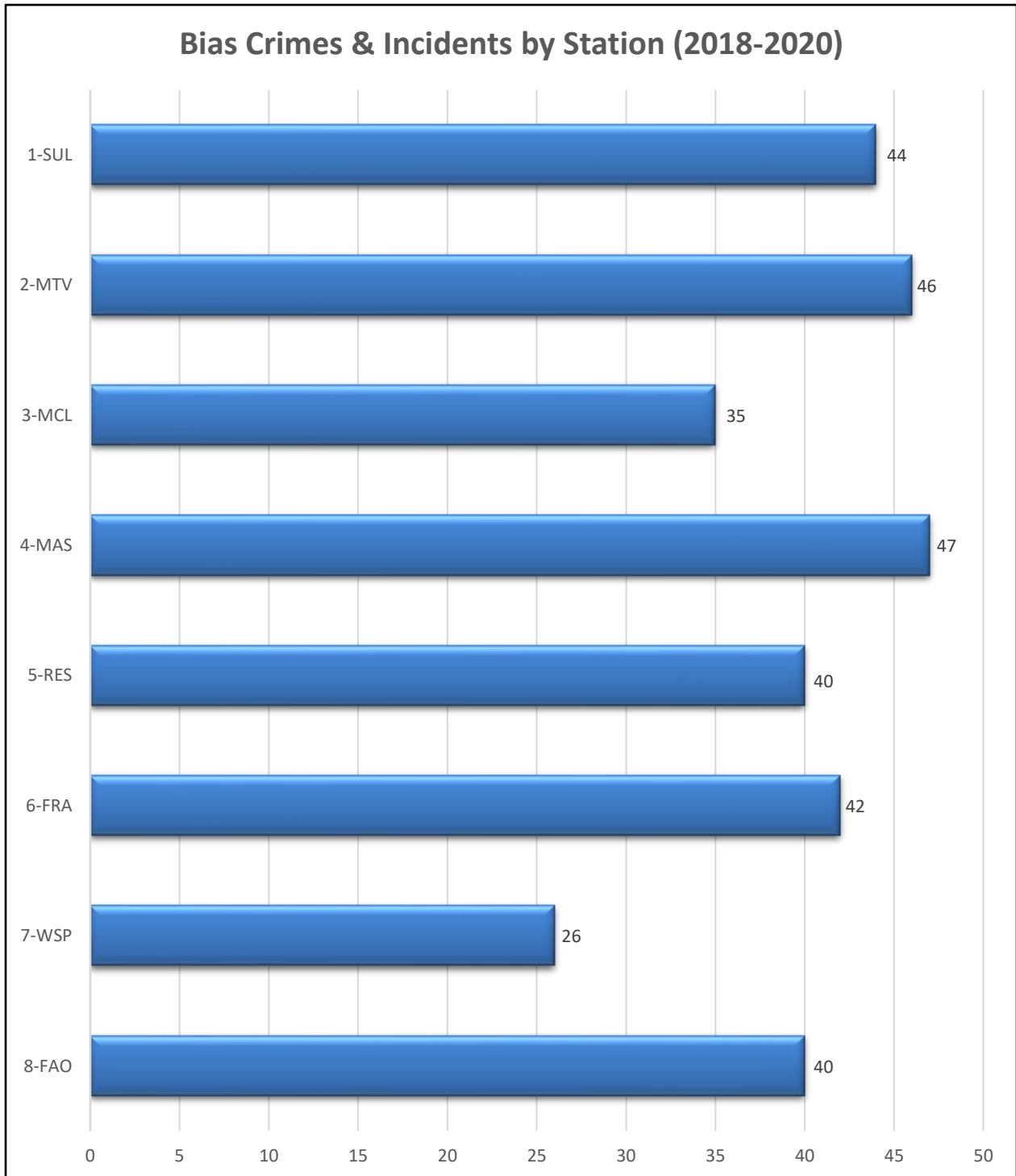
The following chart indicates the aggregate total of bias crimes and incidents, respective to month, for the 2018 – 2020 time period.



Data Source: FCPD I/LEADS RMS via Tableau

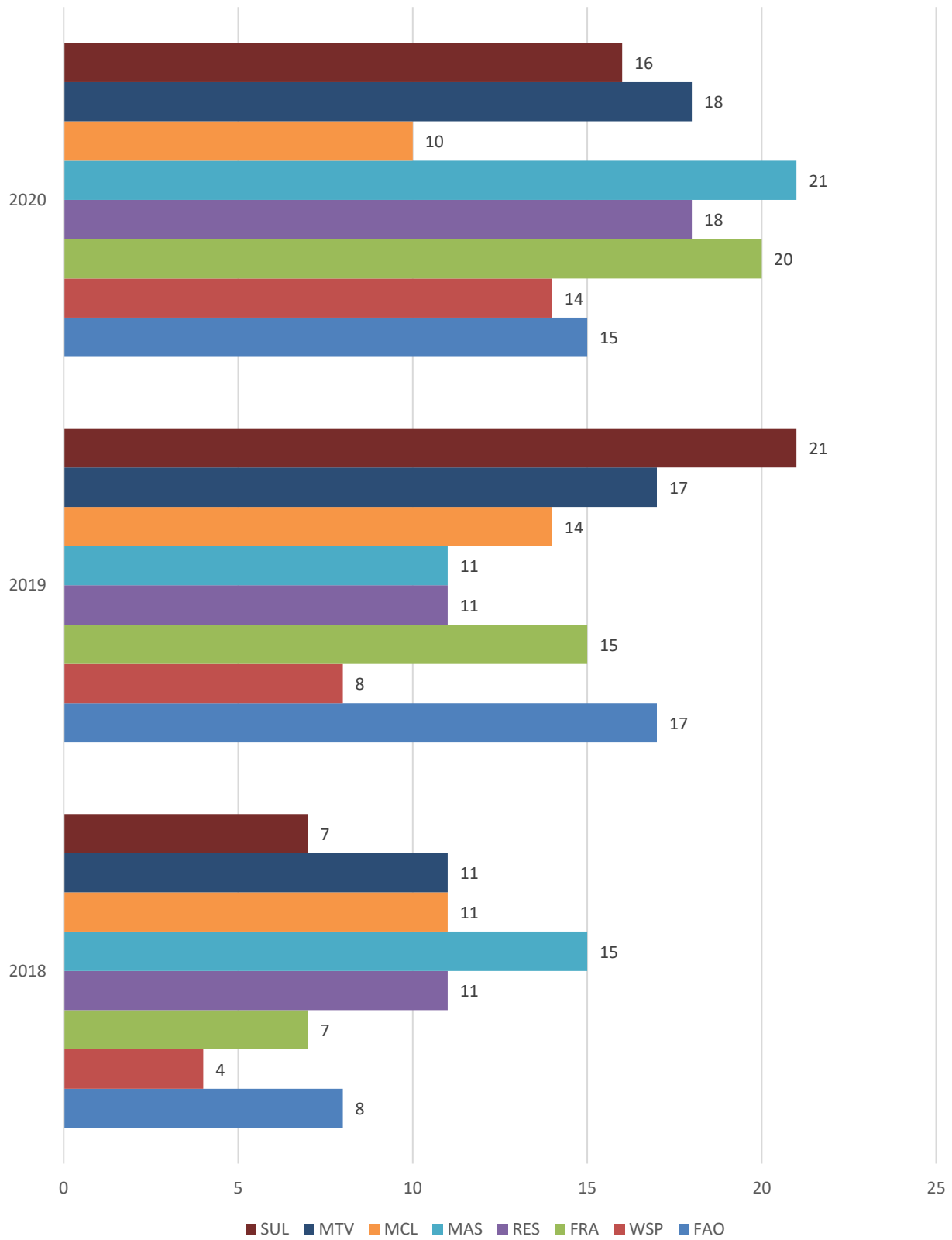
Bias Crimes and Incidents by Stations

The following chart indicates the aggregate total of bias crimes and incidents, respective to District Station, for the 2018 – 2020 time period.



Data Source: FCPD I/LEADS RMS via Tableau

Bias Crimes & Incidents by Year / Station (2018-2020)



Data Source: FCPD I/LEADS RMS via Tableau

Bias Crimes and Incidents by Category

The following chart reflects bias crimes and incidents by category. The most frequently reported activity was suspicious events, which represented 25.0% of the aggregate total. This trend was consistent for all 3 calendar years. Disorderly conduct accounted for the second most common category, representing 21.6% of the aggregate total.

EVENT DESCRIPTION	2018	2019	2020
ASSAULT - AGGRAVATED			
ASSAULT - AGGRAVATED ASSAULT ON LEO			
ASSAULT - INTIMIDATION			1
ASSAULT - KNIFE OR CUTTING INSTRUMENT		1	
ASSAULT - MOB			
ASSAULT - OTHER DANGEROUS WEAPON		1	
ASSAULT - SIMPLE ASSAULT ON LEO	1		
ASSAULT - SIMPLE, NOT AGGRAVATED	12	17	22
BURGLARY/BREAKING AND ENTERING			
COMPUTER - HARRASS		1	2
DESTRUCTION - CHURCH/RELIGIOUS PROPERTY			
DESTRUCTION - GRAFFITI	4	7	6
DESTRUCTION - OTHER			
DESTRUCTION - PRIVATE PROPERTY	6	1	4
DESTRUCTION - PUBLIC PROPERTY			1
DISORDERLY - DISORDERLY CONDUCT	20	27	20
DISORDERLY - DISTURBING THE PEACE	1		
DISORDERLY - FALSE ALARM OR BOMB THREAT			
DRUNK - DRUNK/PROFANE IN PUBLIC		2	
HOMICIDE - MURDER AND NON-NEGLIGENT MANSLAUGHTER			
LARCENY - ALL OTHER LARCENY			1
LARCENY - THEFT FROM BUILDING			
ORDER - VIOLATE EPO/PO/PPO			1
OTHER OFFENSE - AGAINST PERSON			
OTHER OFFENSE - AGAINST PROPERTY			
OTHER OFFENSE - AGAINST SOCIETY		1	
PUBLIC SAFETY - IMPERSONATE LEO			
ROBBERY – KNIFE OR CUTTING INSTRUMENT			1
ROBBERY - FIREARM			
ROBBERY - STRONG-ARM - HANDS, FISTS, FEET, ETC.			
SERVICE - CIVIL DISPUTE	5	5	8
SERVICE - DOMESTIC DISPUTE	1		
SERVICE - MENTAL CASE	1	1	3
SERVICE - NON DMV REPORTABLE CRASH			
SERVICE - POLICE SERVICE	2	6	10
SERVICE - SPECIAL INVESTIGATION			
SUSPICIOUS - EVENT	14	28	38
SUSPICIOUS - PERSON	1	3	3
TAMPERING - AUTO/TRUCK/OTHER VEHICLE			
TELEPHONE - RECORD/INTERCPT/OTHER VIOLATION		1	1
THREATS - IN WRITING		1	
THREATS - TELEPHONE THREATS/ABUSE/OBSCENE	1	8	5
TRAFFIC - LITTERING			
TRAFFIC - OTHER			1
TRAFFIC - RECKLESS DRIVING			
TRESPASS - PRIVATE PROPERTY	2		1
TRESPASSING - OTHER		1	1
WEAPONS - BRANDISHING	2	2	
WEAPONS - SHOOT OR THROW MISSILE INTO AUTO			2
TOTAL	74	114	132

Data Source: FCPD I/LEADS RMS via Tableau