



FAIRFAX COUNTY POLICE DEPARTMENT STATISTICAL REPORT

CALENDAR YEARS 2013 & 2014



Published: March 2015



March 2015

FAIRFAX COUNTY POLICE DEPARTMENT STATISTICAL REPORT

YEARS: 2013 & 2014

FCPD GROUP A IBR OFFENSE STATISTICS

GROUP A IBR OFFENSES - METHODOLOGY

GROUP A IBR OFFENSES - CRIMES AGAINST PERSONS

GROUP A IBR OFFENSES - CRIMES AGAINST PROPERTY & CRIMES AGAINST SOCIETY

GROUP A IBR OFFENSES - CASE STATUS & CLOSURE RATES

FCPD CALLS FOR SERVICE STATISTICS

CALLS FOR SERVICE - METHODOLOGY

CALLS FOR SERVICE - COUNTYWIDE BREAKDOWN

AVERAGE RESPONSE TIMES BY PRIORITY & STATION

PRIORITY 1 AVERAGE RESPONSE TIMES BY HOUR BLOCKS

FCPD ARREST & CITATION STATISTICS

ARRESTS - METHODOLOGY

ARRESTS - BY TYPE & AGE GROUP (JUVENILE VS ADULT)

ARRESTS - BY STATIONS

CITATIONS - COUNTYWIDE BREAKDOWN

CITATIONS - BY STATION & AGE GROUP (JUVENILE VS ADULT)



March 2015

FAIRFAX COUNTY POLICE DEPARTMENT STATISTICAL REPORT

ARRESTS & CITATIONS



March 2015

FAIRFAX COUNTY POLICE DEPARTMENT STATISTICAL PACKAGE - ARRESTS & CITATIONS YEARS: 2013 & 2014

The Fairfax County Police Department gathers statistical data based on the Virginia State Police Uniform Crime Reporting Incident Based Reporting (IBR) system. Information relating to two different levels of offenses is collected by the IBR system. The most serious offenses are designated as Group "A" offenses; the less serious offenses are designated as Group "B" offenses. Group "A" offenses consist of 22 categories of crimes involving 46 different offenses; a maximum of 10 offenses per incident may be reported.

NON-IBR REPORTABLE ARRESTS

In addition to those offense categories reported as Group A and Group B, this report also captures those arrests made by the Fairfax County Police Department which have been deemed Non-IBR Reportable by the Virginia State Police Uniform Crime Reporting IBR system.

The use of named Districts indicates arrests made within the particular police district's geographical boundaries regardless of officer assignment. This data is not reflective of Board of Supervisor District boundaries.

Arrest numbers are based on the number of charges - not the number of individuals taken into custody.

FCPD began capturing the Group B category Runaway (Juvenile Runaway) as arrests in 2012. Runaways are the only non-criminal category contained within arrest statistics.

GROUP A IBR ARREST CATEGORIES

Arson

Assault Offenses: *Aggravated Assault, Simple Assault, Intimidation*

Bribery

Burglary/Breaking and Entering

Counterfeiting/Forgery

Destruction/Damage/Vandalism of Property

Drug/Narcotic Offenses: *Drug/Narcotic Violations, Drug Equipment Violations*

Embezzlement

Extortion/Blackmail

Fraud Offenses: *False Pretenses/Swindle/Confidence Game, Credit Card/Automatic Teller Machine Fraud, Impersonation, Welfare Fraud, Wire Fraud*

Gambling Offenses: *Betting/Watering, Operating/Promoting/Assisting Gambling, Gambling Equipment Violations, Sports Tampering*

Homicide Offenses: *Murder and Nonnegligent Manslaughter, Negligent Manslaughter*

Kidnapping/Abduction

Larceny/Theft Offenses: *Pocket-picking, Purse-snatching, Shoplifting, Theft from Building, Theft from Coin-Operated Machine or Device, Theft from Motor Vehicle, Theft of Motor Vehicle Parts or Accessories, All Other Larceny*

Motor Vehicle Theft

Pornography/Obscene Material

Prostitution Offenses: *Prostitution, Assisting or Promoting Prostitution*

Robbery

Sex Offenses, Forcible: *Forcible Rape, Forcible Sodomy, Sexual Assault With An Object, Forcible Fondling*

Sex Offenses, Nonforcible: *Incest, Statutory Rape*

Stolen Property Offenses

Weapon Law Violations

GROUP B IBR ARREST CATEGORIES

Bad Checks

Curfew/Loitering/Vagrancy Violations

Disorderly Conduct

Driving Under the Influence

Drunkenness

Family Offenses, Nonviolent

Liquor Law Violations

Peeping Tom

Runaway

Trespass of Real Property

Conspiracy to commit one of the Group A Offenses

All Other Offenses

NON-IBR REPORTABLE ARRESTS



FPCPD ARREST STATISTICS

(number of charges by age group - juvenile vs adult)

Year ..	UNDER 18	18 OR OLDER	UNKNOWN
2013	3,881	48,272	2
2014	3,876	46,086	1

IBR CATEGORY	2013				2014			
	UNDER 18	18 OR OLDER	UNKNOWN	YEAR TOTAL	UNDER 18	18 OR OLDER	UNKNOWN	YEAR TOTAL
ARSON	2	21		23	10	20		30
ASSAULT OFFENSES	375	2,900		3,275	460	2,825		3,285
BAD CHECKS		65		65		43		43
BRIBERY		1		1		2		2
BURGLARY/BREAKING & ENTERING	60	317		377	85	239		324
CONSPIRACY TO COMMIT GROUP A OFFENSE	2	20		22		15		15
COUNTERFEITING/FORGERY	15	780		795	13	923		936
CURFEW/LOITERING/VAGRANCY VIOLATIONS	1	2		3	1	7		8
DESTRUCTION/DAMAGE/VANDALISM OF PROPERTY	286	645		931	222	602		824
DISORDERLY CONDUCT	118	215		333	114	228		342
DRIVING UNDER THE INFLUENCE	23	2,808		2,831	16	2,418		2,434
DRUG/NARCOTIC OFFENSES	500	4,430		4,930	473	3,999		4,472
DRUNKENNESS	66	3,224		3,290	45	3,379		3,424
EMBEZZLEMENT	4	323		327	8	291		299
EXTORTION/BLACKMAIL		3		3		4		4
FAMILY OFFENSES, NON-VIOLENT	11	94		105	7	126		133
FRAUD OFFENSES	74	1,711		1,785	87	1,848	1	1,936
GAMBLING OFFENSES	3	31		34		35		35
HOMICIDE OFFENSES		17		17		14		14
JUVENILE RUNAWAY	1,114			1,114	1,020			1,020
KIDNAPPING/ABDUCTION	1	120		121	4	105		109
LARCENY/THEFT OFFENSES	662	3,879		4,541	717	4,066		4,783
LIQUOR LAW VIOLATIONS	294	1,032		1,326	255	705		960
MOTOR VEHICLE THEFT	46	134		180	46	119		165
PEEPING TOM		9		9	1	12		13
PORNOGRAPHY/OBSCENE MATERIAL	27	227		254	27	231		258
PROSTITUTION OFFENSES	1	226	1	228		239		239
ROBBERY	49	203		252	52	174		226
SEX OFFENSES, FORCIBLE	47	201		248	22	183		205
SEX OFFENSES, NON-FORCIBLE		10		10	1	36		37
STOLEN PROPERTY OFFENSES	32	168		200	28	191		219
TRESPASS OF REAL PROPERTY	193	755		948	221	714		935
WEAPON LAW VIOLATIONS	38	297		335	54	247		301
ALL OTHER OFFENSES	514	6,392	1	6,907	499	6,147		6,646
NON-IBR REPORTABLE	434	16,988		17,422	406	15,894		16,300
NULL	3	24		27	2	5		7
TOTAL	4,995	48,272	2	53,269	4,896	46,086	1	50,983



FCPD ARREST STATISTICS

SULLY DISTRICT

(number of charges by age group - juvenile vs adult)

Year ...	UNDER 18	18 OR OLDER
2013	345	3,895
2014	403	3,365

IBR CATEGORY	2013			2014		
	UNDER 18	18 OR OLDER	YEAR TOTAL	UNDER 18	18 OR OLDER	YEAR TOTAL
ASSAULT OFFENSES	39	185	224	46	194	240
BAD CHECKS		4	4		3	3
BURGLARY/BREAKING & ENTERING	11	17	28	7	12	19
CONSPIRACY TO COMMIT GROUP A OFFENSE					1	1
COUNTERFEITING/FORGERY	1	43	44	1	29	30
CURFEW/LOITERING/VAGRANCY VIOLATIONS		1	1			
DESTRUCTION/DAMAGE/VANDALISM OF PROPERTY	17	40	57	26	46	72
DISORDERLY CONDUCT	4	15	19	5	14	19
DRIVING UNDER THE INFLUENCE		294	294	1	236	237
DRUG/NARCOTIC OFFENSES	37	407	444	51	321	372
DRUNKENNESS	6	204	210	4	231	235
EMBEZZLEMENT		11	11		9	9
EXTORTION/BLACKMAIL					1	1
FAMILY OFFENSES, NON-VIOLENT		4	4	2	10	12
FRAUD OFFENSES	5	87	92	9	106	115
GAMBLING OFFENSES		1	1		1	1
HOMICIDE OFFENSES					1	1
JUVENILE RUNAWAY	83		83	94		94
KIDNAPPING/ABDUCTION		3	3		4	4
LARCENY/THEFT OFFENSES	13	92	105	20	166	186
LIQUOR LAW VIOLATIONS	21	179	200	8	30	38
MOTOR VEHICLE THEFT	2	7	9	3	11	14
PEEPING TOM		1	1	1	1	2
PORNOGRAPHY/OBSCENE MATERIAL		7	7	2	6	8
PROSTITUTION OFFENSES		17	17		14	14
ROBBERY	10	2	12	7	3	10
SEX OFFENSES, FORCIBLE	2		2	3	4	7
SEX OFFENSES, NON-FORCIBLE		2	2			
STOLEN PROPERTY OFFENSES		2	2		13	13
TRESPASS OF REAL PROPERTY	9	90	99	21	28	49
WEAPON LAW VIOLATIONS	5	25	30	6	15	21
ALL OTHER OFFENSES	36	363	399	50	324	374
NON-IBR REPORTABLE	44	1,792	1,836	36	1,529	1,565
NULL					2	2
TOTAL	345	3,895	4,240	403	3,365	3,768



FCPD ARREST STATISTICS

MT VERNON DISTRICT

(number of charges by age group - juvenile vs adult)

Year ..	UNDER 18	18 OR OLDER	UNKNOWN
2013	820	7,811	
2014	712	6,800	1

IBR CATEGORY	2013			2014			
	UNDER 18	18 OR OLDER	YEAR TOTAL	UNDER 18	18 OR OLDER	UNKNOWN	YEAR TOTAL
ARSON		4	4	5	2		7
ASSAULT OFFENSES	100	633	733	79	525		604
BAD CHECKS		2	2		6		6
BURGLARY/BREAKING & ENTERING	6	35	41	6	36		42
CONSPIRACY TO COMMIT GROUP A OFFENSE		6	6				
COUNTERFEITING/FORGERY		118	118		143		143
DESTRUCTION/DAMAGE/VANDALISM OF PROPERTY	14	123	137	41	118		159
DISORDERLY CONDUCT	23	48	71	22	35		57
DRIVING UNDER THE INFLUENCE	1	386	387		281		281
DRUG/NARCOTIC OFFENSES	72	684	756	42	678		720
DRUNKENNESS	16	681	697	4	762		766
EMBEZZLEMENT		22	22	3	28		31
EXTORTION/BLACKMAIL					1		1
FAMILY OFFENSES, NON-VIOLENT		22	22		12		12
FRAUD OFFENSES	10	257	267	11	236	1	248
GAMBLING OFFENSES	3	6	9		1		1
HOMICIDE OFFENSES		4	4		1		1
JUVENILE RUNAWAY	236		236	227			227
KIDNAPPING/ABDUCTION		23	23		18		18
LARCENY/THEFT OFFENSES	133	718	851	75	491		566
LIQUOR LAW VIOLATIONS	39	110	149	16	76		92
MOTOR VEHICLE THEFT		29	29	7	12		19
PEEPING TOM		1	1		3		3
PORNOGRAPHY/OBSCENE MATERIAL		32	32		24		24
PROSTITUTION OFFENSES		9	9		12		12
ROBBERY	8	28	36	13	41		54
SEX OFFENSES, FORCIBLE	1	18	19	1	12		13
SEX OFFENSES, NON-FORCIBLE		2	2		1		1
STOLEN PROPERTY OFFENSES	1	15	16	4	10		14
TRESPASS OF REAL PROPERTY	25	176	201	37	167		204
WEAPON LAW VIOLATIONS	13	52	65	8	45		53
ALL OTHER OFFENSES	80	1,017	1,097	69	841		910
NON-IBR REPORTABLE	39	2,543	2,582	40	2,182		2,222
NULL		7	7		2		2
TOTAL	820	7,811	8,631	712	6,800	1	7,513



FCPD ARREST STATISTICS

MCLEAN DISTRICT

(number of charges by age group - juvenile vs adult)

Year ..	UNDER 18	18 OR OLDER	UNKNOWN
2013	511	4,867	2
2014	601	5,728	

IBR CATEGORY	2013				2014		
	UNDER 18	18 OR OLDER	UNKNOWN	YEAR TOTAL	UNDER 18	18 OR OLDER	YEAR TOTAL
ARSON						3	3
ASSAULT OFFENSES	21	197		218	37	219	256
BAD CHECKS		3		3		4	4
BRIBERY		1		1			
BURGLARY/BREAKING & ENTERING	1	27		28	5	15	20
CONSPIRACY TO COMMIT GROUP A OFFENSE		1		1		4	4
COUNTERFEITING/FORGERY	1	92		93	4	230	234
CURFEW/LOITERING/VAGRANCY VIOLATIONS	1			1			
DESTRUCTION/DAMAGE/VANDALISM OF PROPERTY	24	48		72	11	66	77
DISORDERLY CONDUCT	29	19		48	9	33	42
DRIVING UNDER THE INFLUENCE	4	322		326	2	267	269
DRUG/NARCOTIC OFFENSES	83	457		540	49	449	498
DRUNKENNESS	11	262		273	7	285	292
EMBEZZLEMENT		77		77	1	62	63
EXTORTION/BLACKMAIL						1	1
FAMILY OFFENSES, NON-VIOLENT	2	2		4		21	21
FRAUD OFFENSES	7	181		188	16	347	363
GAMBLING OFFENSES		5		5		1	1
HOMICIDE OFFENSES		2		2			
JUVENILE RUNAWAY	65			65	51		51
KIDNAPPING/ABDUCTION		9		9		10	10
LARCENY/THEFT OFFENSES	73	653		726	228	983	1,211
LIQUOR LAW VIOLATIONS	63	97		160	81	90	171
MOTOR VEHICLE THEFT	10	9		19	4	9	13
PEEPING TOM						1	1
PORNOGRAPHY/OBSCENE MATERIAL	1	13		14	6	1	7
PROSTITUTION OFFENSES	1	28	1	30		18	18
ROBBERY	3	5		8	1	10	11
SEX OFFENSES, FORCIBLE	1	8		9		7	7
STOLEN PROPERTY OFFENSES	3	33		36	6	37	43
TRESPASS OF REAL PROPERTY	16	48		64	13	69	82
WEAPON LAW VIOLATIONS	2	10		12	4	38	42
ALL OTHER OFFENSES	42	450	1	493	37	483	520
NON-IBR REPORTABLE	47	1,805		1,852	29	1,965	1,994
NULL		3		3			
TOTAL	511	4,867	2	5,380	601	5,728	6,329



FCPD ARREST STATISTICS

MASON DISTRICT

(number of charges by age group - juvenile vs adult)

Year ..	UNDER 18	18 OR OLDER
2013	666	7,526
2014	697	6,822

IBR CATEGORY	2013			2014		
	UNDER 18	18 OR OLDER	YEAR TOTAL	UNDER 18	18 OR OLDER	YEAR TOTAL
ARSON		2	2			
ASSAULT OFFENSES	44	410	454	71	468	539
BAD CHECKS		5	5		6	6
BURGLARY/BREAKING & ENTERING	2	19	21	7	26	33
CONSPIRACY TO COMMIT GROUP A OFFENSE	1	1	2			
COUNTERFEITING/FORGERY	1	129	130	2	115	117
CURFEW/LOITERING/VAGRANCY VIOLATIONS				1	4	5
DESTRUCTION/DAMAGE/VANDALISM OF PROPERTY	26	114	140	12	81	93
DISORDERLY CONDUCT	26	61	87	30	54	84
DRIVING UNDER THE INFLUENCE	7	554	561	3	443	446
DRUG/NARCOTIC OFFENSES	58	498	556	57	454	511
DRUNKENNESS	14	1,002	1,016	13	883	896
EMBEZZLEMENT	4	33	37	1	30	31
FAMILY OFFENSES, NON-VIOLENT		29	29		12	12
FRAUD OFFENSES	28	207	235	18	186	204
GAMBLING OFFENSES		15	15		2	2
HOMICIDE OFFENSES		2	2		4	4
JUVENILE RUNAWAY	170		170	149		149
KIDNAPPING/ABDUCTION		9	9	3	17	20
LARCENY/THEFT OFFENSES	85	412	497	66	424	490
LIQUOR LAW VIOLATIONS	36	307	343	36	211	247
MOTOR VEHICLE THEFT	3	17	20	4	5	9
PEEPING TOM		1	1		1	1
PORNOGRAPHY/OBSCENE MATERIAL		33	33	5	9	14
PROSTITUTION OFFENSES		104	104		65	65
ROBBERY	4	20	24	6	28	34
SEX OFFENSES, FORCIBLE	1	20	21		29	29
SEX OFFENSES, NON-FORCIBLE					6	6
STOLEN PROPERTY OFFENSES	7	11	18	1	10	11
TRESPASS OF REAL PROPERTY	14	143	157	29	139	168
WEAPON LAW VIOLATIONS	7	26	33	17	36	53
ALL OTHER OFFENSES	71	774	845	104	686	790
NON-IBR REPORTABLE	56	2,567	2,623	62	2,388	2,450
NULL	1	1	2			
TOTAL	666	7,526	8,192	697	6,822	7,519



FCPD ARREST STATISTICS

RESTON DISTRICT

(number of charges by age group - juvenile vs adult)

Year ..	UNDER 18	18 OR OLDER
2013	604	3,450
2014	433	3,131

IBR CATEGORY	2013			2014		
	UNDER 18	18 OR OLDER	YEAR TOTAL	UNDER 18	18 OR OLDER	YEAR TOTAL
ARSON		4	4			
ASSAULT OFFENSES	31	240	271	27	239	266
BAD CHECKS		8	8		3	3
BRIBERY					1	1
BURGLARY/BREAKING & ENTERING	8	32	40	11	28	39
CONSPIRACY TO COMMIT GROUP A OFFENSE		3	3		2	2
COUNTERFEITING/FORGERY		30	30		29	29
CURFEW/LOITERING/VAGRANCY VIOLATIONS					1	1
DESTRUCTION/DAMAGE/VANDALISM OF PROPERTY	117	51	168	21	53	74
DISORDERLY CONDUCT	4	10	14	6	18	24
DRIVING UNDER THE INFLUENCE	5	231	236	1	240	241
DRUG/NARCOTIC OFFENSES	48	378	426	48	317	365
DRUNKENNESS	4	255	259	3	323	326
EMBEZZLEMENT		30	30	1	4	5
FAMILY OFFENSES, NON-VIOLENT	2	3	5	2	5	7
FRAUD OFFENSES	2	81	83	2	84	86
GAMBLING OFFENSES					10	10
JUVENILE RUNAWAY	124		124	125		125
KIDNAPPING/ABDUCTION		9	9		7	7
LARCENY/THEFT OFFENSES	58	164	222	29	170	199
LIQUOR LAW VIOLATIONS	48	110	158	32	112	144
MOTOR VEHICLE THEFT	6	6	12	7	7	14
PEEPING TOM		1	1			
PORNOGRAPHY/OBSCENE MATERIAL		8	8	1	14	15
PROSTITUTION OFFENSES		9	9		25	25
ROBBERY	7	15	22	4	11	15
SEX OFFENSES, FORCIBLE	7	12	19	6	4	10
SEX OFFENSES, NON-FORCIBLE					1	1
STOLEN PROPERTY OFFENSES	3	9	12	4	11	15
TRESPASS OF REAL PROPERTY	34	43	77	24	70	94
WEAPON LAW VIOLATIONS	4	20	24	4	8	12
ALL OTHER OFFENSES	37	350	387	33	282	315
NON-IBR REPORTABLE	55	1,336	1,391	42	1,052	1,094
NULL		2	2			
TOTAL	604	3,450	4,054	433	3,131	3,564



FCPD ARREST STATISTICS

FRANCONIA DISTRICT

(number of charges by age group - juvenile vs adult)

Year ..	UNDER 18	18 OR OLDER
2013	624	6,621
2014	497	6,694

IBR CATEGORY	2013			2014		
	UNDER 18	18 OR OLDER	YEAR TOTAL	UNDER 18	18 OR OLDER	YEAR TOTAL
ARSON		3	3		1	1
ASSAULT OFFENSES	42	348	390	60	342	402
BAD CHECKS		21	21		6	6
BURGLARY/BREAKING & ENTERING	1	33	34	4	20	24
CONSPIRACY TO COMMIT GROUP A OFFENSE		1	1		3	3
COUNTERFEITING/FORGERY	6	68	74	2	83	85
CURFEW/LOITERING/VAGRANCY VIOLATIONS					2	2
DESTRUCTION/DAMAGE/VANDALISM OF PROPERTY	8	47	55	16	57	73
DISORDERLY CONDUCT	15	28	43	16	23	39
DRIVING UNDER THE INFLUENCE		318	318	1	392	393
DRUG/NARCOTIC OFFENSES	69	756	825	58	603	661
DRUNKENNESS	2	325	327	3	314	317
EMBEZZLEMENT		24	24	1	38	39
EXTORTION/BLACKMAIL		1	1			
FAMILY OFFENSES, NON-VIOLENT	3	8	11		17	17
FRAUD OFFENSES	9	237	246	7	182	189
GAMBLING OFFENSES					2	2
HOMICIDE OFFENSES		1	1		1	1
JUVENILE RUNAWAY	124		124	72		72
KIDNAPPING/ABDUCTION		15	15		13	13
LARCENY/THEFT OFFENSES	121	488	609	97	555	652
LIQUOR LAW VIOLATIONS	17	98	115	16	73	89
MOTOR VEHICLE THEFT	11	7	18	6	9	15
PEEPING TOM		5	5			
PORNOGRAPHY/OBSCENE MATERIAL	1	22	23	1	29	30
PROSTITUTION OFFENSES		18	18		14	14
ROBBERY	1	20	21	5	15	20
SEX OFFENSES, FORCIBLE	3	13	16	4	10	14
SEX OFFENSES, NON-FORCIBLE		3	3	1	5	6
STOLEN PROPERTY OFFENSES	6	21	27	3	37	40
TRESPASS OF REAL PROPERTY	29	102	131	28	77	105
WEAPON LAW VIOLATIONS	1	39	40	8	18	26
ALL OTHER OFFENSES	76	644	720	26	664	690
NON-IBR REPORTABLE	79	2,902	2,981	62	3,089	3,151
NULL		5	5			
TOTAL	624	6,621	7,245	497	6,694	7,191



FCPD ARREST STATISTICS

WEST SPRINGFIELD DISTRICT

(number of charges by age group - juvenile vs adult)

Year ..	UNDER 18	18 OR OLDER
2013	548	3,756
2014	695	3,510

IBR CATEGORY	2013			2014		
	UNDER 18	18 OR OLDER	YEAR TOTAL	UNDER 18	18 OR OLDER	YEAR TOTAL
ARSON					3	3
ASSAULT OFFENSES	48	320	368	63	280	343
BAD CHECKS		4	4			
BURGLARY/BREAKING & ENTERING	7	20	27	18	18	36
CONSPIRACY TO COMMIT GROUP A OFFENSE	1	1	2			
COUNTERFEITING/FORGERY	4	15	19		33	33
CURFEW/LOITERING/VAGRANCY VIOLATIONS		1	1			
DESTRUCTION/DAMAGE/VANDALISM OF PROPERTY	16	68	84	57	47	104
DISORDERLY CONDUCT	10	15	25	18	24	42
DRIVING UNDER THE INFLUENCE	3	313	316	2	246	248
DRUG/NARCOTIC OFFENSES	58	353	411	90	349	439
DRUNKENNESS	9	190	199	9	190	199
EMBEZZLEMENT		15	15	1	9	10
EXTORTION/BLACKMAIL		1	1			
FAMILY OFFENSES, NON-VIOLENT	1	6	7		8	8
FRAUD OFFENSES	6	85	91	10	86	96
GAMBLING OFFENSES					1	1
JUVENILE RUNAWAY	120		120	146		146
KIDNAPPING/ABDUCTION		3	3	1	5	6
LARCENY/THEFT OFFENSES	46	155	201	54	133	187
LIQUOR LAW VIOLATIONS	38	65	103	40	43	83
MOTOR VEHICLE THEFT	4	11	15	5	9	14
PORNOGRAPHY/OBSCENE MATERIAL	16	2	18	3	16	19
PROSTITUTION OFFENSES		5	5			
ROBBERY	5	9	14	1	7	8
SEX OFFENSES, FORCIBLE		16	16	2	21	23
SEX OFFENSES, NON-FORCIBLE					2	2
STOLEN PROPERTY OFFENSES	7	10	17	8	9	17
TRESPASS OF REAL PROPERTY	47	70	117	37	88	125
WEAPON LAW VIOLATIONS	2	21	23	2	8	10
ALL OTHER OFFENSES	41	443	484	64	464	528
NON-IBR REPORTABLE	59	1,536	1,595	64	1,411	1,475
NULL		3	3			
TOTAL	548	3,756	4,304	695	3,510	4,205



FCPD ARREST STATISTICS

FAIR OAKS DISTRICT

(number of charges by age group - juvenile vs adult)

Year ..	UNDER 18	18 OR OLDER
2013	734	8,024
2014	712	7,766

IBR CATEGORY	2013			2014		
	UNDER 18	18 OR OLDER	YEAR TOTAL	UNDER 18	18 OR OLDER	YEAR TOTAL
ARSON	2	8	10	5	11	16
ASSAULT OFFENSES	41	492	533	64	486	550
BAD CHECKS		16	16		13	13
BRIBERY					1	1
BURGLARY/BREAKING & ENTERING	18	108	126	22	64	86
CONSPIRACY TO COMMIT GROUP A OFFENSE		5	5		3	3
COUNTERFEITING/FORGERY	2	245	247	3	191	194
DESTRUCTION/DAMAGE/VANDALISM OF PROPERTY	57	131	188	32	117	149
DISORDERLY CONDUCT	2	17	19	6	25	31
DRIVING UNDER THE INFLUENCE		274	274	3	221	224
DRUG/NARCOTIC OFFENSES	57	666	723	60	635	695
DRUNKENNESS	1	253	254	1	315	316
EMBEZZLEMENT		98	98		93	93
EXTORTION/BLACKMAIL		1	1		1	1
FAMILY OFFENSES, NON-VIOLENT	3	16	19	3	36	39
FRAUD OFFENSES	7	465	472	12	484	496
GAMBLING OFFENSES		3	3		14	14
HOMICIDE OFFENSES		6	6		7	7
JUVENILE RUNAWAY	151		151	143		143
KIDNAPPING/ABDUCTION	1	38	39		26	26
LARCENY/THEFT OFFENSES	124	1,038	1,162	130	953	1,083
LIQUOR LAW VIOLATIONS	28	36	64	18	43	61
MOTOR VEHICLE THEFT	8	39	47	6	45	51
PEEPING TOM					2	2
PORNOGRAPHY/OBSCENE MATERIAL	9	96	105	9	119	128
PROSTITUTION OFFENSES		14	14		70	70
ROBBERY	10	84	94	11	49	60
SEX OFFENSES, FORCIBLE	25	91	116	6	82	88
SEX OFFENSES, NON-FORCIBLE		3	3		17	17
STOLEN PROPERTY OFFENSES	5	56	61	1	52	53
TRESPASS OF REAL PROPERTY	18	62	80	30	58	88
WEAPON LAW VIOLATIONS	4	68	72	4	63	67
ALL OTHER OFFENSES	121	2,009	2,130	98	2,003	2,101
NON-IBR REPORTABLE	38	1,584	1,622	45	1,464	1,509
NULL	2	2	4		3	3
TOTAL	734	8,024	8,758	712	7,766	8,478



FCPD ARREST STATISTICS

OTHER - NO DISTRICT INDICATED ON REPORT

(number of charges by age group - juvenile vs adult)


Year ..	UNDER 18	18 OR OLDER
2013	143	2,322
2014	146	2,270

IBR CATEGORY	2013			2014		
	UNDER 18	18 OR OLDER	YEAR TOTAL	UNDER 18	18 OR OLDER	YEAR TOTAL
ASSAULT OFFENSES	9	75	84	13	72	85
BAD CHECKS		2	2		2	2
BURGLARY/BREAKING & ENTERING	6	26	32	5	20	25
CONSPIRACY TO COMMIT GROUP A OFFENSE		2	2		2	2
COUNTERFEITING/FORGERY		40	40	1	70	71
DESTRUCTION/DAMAGE/VANDALISM OF PROPERTY	7	23	30	6	17	23
DISORDERLY CONDUCT	5	2	7	2	2	4
DRIVING UNDER THE INFLUENCE	3	116	119	3	92	95
DRUG/NARCOTIC OFFENSES	18	231	249	18	193	211
DRUNKENNESS	3	52	55	1	76	77
EMBEZZLEMENT		13	13		18	18
FAMILY OFFENSES, NON-VIOLENT		4	4		5	5
FRAUD OFFENSES		111	111	2	137	139
GAMBLING OFFENSES		1	1		3	3
HOMICIDE OFFENSES		2	2			
JUVENILE RUNAWAY	41		41	13		13
KIDNAPPING/ABDUCTION		11	11		5	5
LARCENY/THEFT OFFENSES	9	159	168	18	191	209
LIQUOR LAW VIOLATIONS	4	30	34	8	27	35
MOTOR VEHICLE THEFT	2	9	11	4	12	16
PEEPING TOM					4	4
PORNOGRAPHY/OBSCENE MATERIAL		14	14		13	13
PROSTITUTION OFFENSES		22	22		21	21
ROBBERY	1	20	21	4	10	14
SEX OFFENSES, FORCIBLE	7	23	30		14	14
SEX OFFENSES, NON-FORCIBLE					4	4
STOLEN PROPERTY OFFENSES		11	11	1	12	13
TRESPASS OF REAL PROPERTY	1	21	22	2	18	20
WEAPON LAW VIOLATIONS		36	36	1	16	17
ALL OTHER OFFENSES	10	342	352	18	400	418
NON-IBR REPORTABLE	17	923	940	26	814	840
NULL		1	1			
TOTAL	143	2,322	2,465	146	2,270	2,416

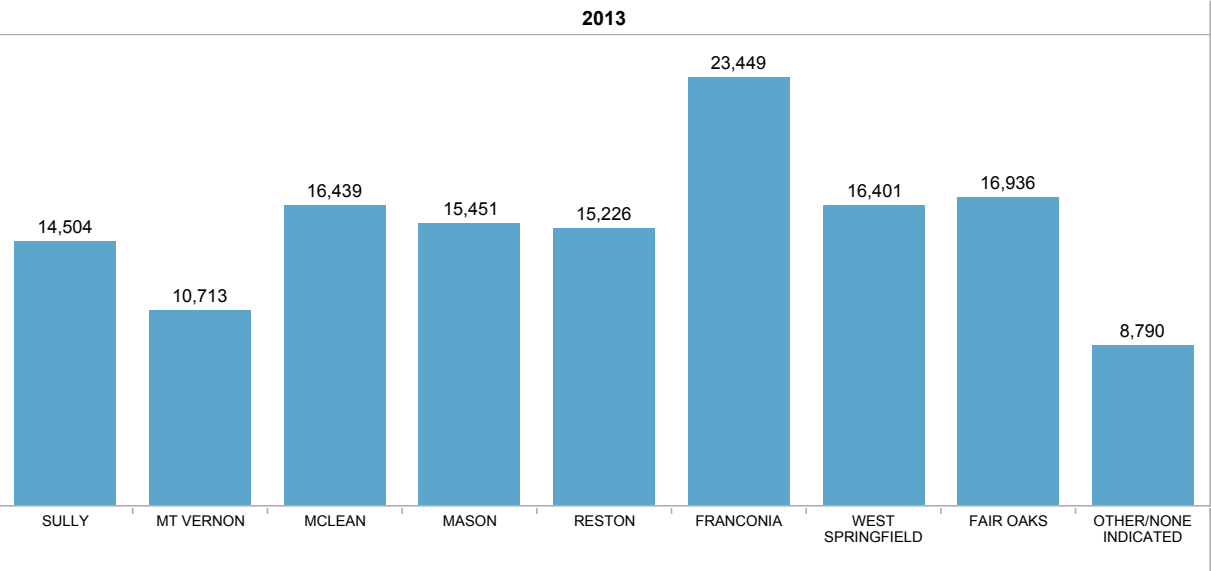
The 2010 value for "OTHER/NONE INDICATED" is higher due to a mid-year Departmental change in Record Management System.



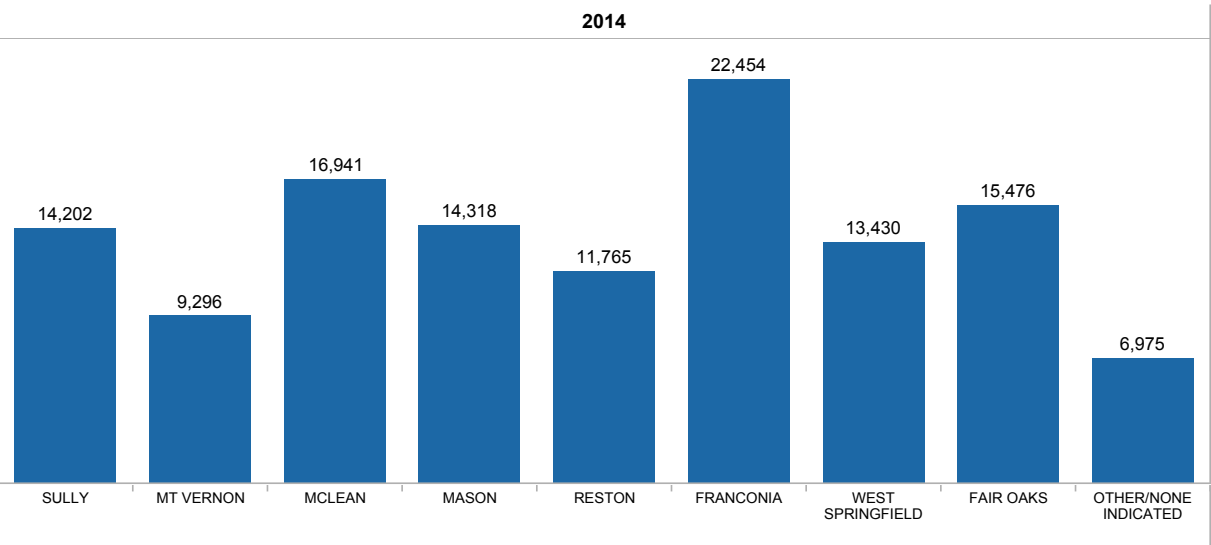
FPCPD CITATION STATISTICS



STATION	2013
SULLY	14,504
MT VERNON	10,713
MCLEAN	16,439
MASON	15,451
RESTON	15,226
FRANCONIA	23,449
WEST SPRINGFIELD	16,401
FAIR OAKS	16,936
OTHER/NONE INDICATED	8,790
TOTAL	137,909



STATION	2014
SULLY	14,202
MT VERNON	9,296
MCLEAN	16,941
MASON	14,318
RESTON	11,765
FRANCONIA	22,454
WEST SPRINGFIELD	13,430
FAIR OAKS	15,476
OTHER/NONE INDICATED	6,975
TOTAL	124,857



* Station value of "OTHER/NONE INDICATED" has been used for records which indicated a citation location which did not fall into one of the eight district station's boundaries.



FCPD CITATION STATISTICS

(number of charges by age group - juvenile vs adult)

	UNDER 18	18 OR OLDER	UNKNOWN
2013	2,622	131,375	3,912
2014	1,990	118,880	3,987

	2013				2014			
	UNDER 18	18 OR OLDER	UNKNOWN	YEAR TOTAL	UNDER 18	18 OR OLDER	UNKNOWN	YEAR TOTAL
SULLY	336	13,734	434	14,504	242	13,531	429	14,202
MT VERNON	200	10,124	389	10,713	155	8,781	360	9,296
MCLEAN	224	15,689	526	16,439	152	16,198	591	16,941
MASON	226	14,726	499	15,451	181	13,680	457	14,318
RESTON	322	14,374	530	15,226	255	11,004	506	11,765
FRANCONIA	361	22,581	507	23,449	284	21,655	515	22,454
WEST SPRINGFIELD	469	15,519	413	16,401	354	12,593	483	13,430
FAIR OAKS	341	16,136	459	16,936	286	14,737	453	15,476
OTHER/NONE INDICATED	143	8,492	155	8,790	81	6,701	193	6,975
Grand Total	2,622	131,375	3,912	137,909	1,990	118,880	3,987	124,857

* Station value of "OTHER/NONE INDICATED" has been used for records which indicated a citation location which did not fall into one of the eight district station's boundaries. The 2010 value for "OTHER/NONE INDICATED" is higher due to a mid-year Departmental change in Record Management System.