



FAIRFAX COUNTY POLICE DEPARTMENT

STATISTICAL REPORT

CALENDAR YEARS 2013 & 2014



Published: March 2015



March 2015

FAIRFAX COUNTY POLICE DEPARTMENT STATISTICAL REPORT

YEARS: 2013 & 2014

FCPD GROUP A IBR OFFENSE STATISTICS

GROUP A IBR OFFENSES - METHODOLOGY

GROUP A IBR OFFENSES - CRIMES AGAINST PERSONS

GROUP A IBR OFFENSES - CRIMES AGAINST PROPERTY & CRIMES AGAINST SOCIETY

GROUP A IBR OFFENSES - CASE STATUS & CLOSURE RATES

FCPD CALLS FOR SERVICE STATISTICS

CALLS FOR SERVICE - METHODOLOGY

CALLS FOR SERVICE - COUNTYWIDE BREAKDOWN

AVERAGE RESPONSE TIMES BY PRIORITY & STATION

PRIORITY 1 AVERAGE RESPONSE TIMES BY HOUR BLOCKS

FCPD ARREST & CITATION STATISTICS

ARRESTS - METHODOLOGY

ARRESTS - BY TYPE & AGE GROUP (JUVENILE VS ADULT)

ARRESTS - BY STATIONS

CITATIONS - COUNTYWIDE BREAKDOWN

CITATIONS - BY STATION & AGE GROUP (JUVENILE VS ADULT)



March 2015

FAIRFAX COUNTY POLICE DEPARTMENT STATISTICAL REPORT

CALLS FOR SERVICE

- SERVICES RENDERED FOR COMMUNITY MEMBER CALLS & OFFICER INITIATED CALLS -



March 2015

FAIRFAX COUNTY POLICE DEPARTMENT STATISTICAL PACKAGE - CALLS FOR SERVICE YEARS: 2013 & 2014

The Fairfax County Police Department gathers Calls For Service statistical data based on the date the call is entered into the FCPD Records Management System.

There are three main categories of Calls For Service included in the number of Calls For Service for which FCPD has rendered service: Criminal, Service and Traffic.

This report represents the Fairfax County Police Department's Calls For Service whether generated by community member calls or self-initiation on the part of the officer.

Calls For Service captured in this report include all dispositions whether Founded or Unfounded and excludes those with a description of Null or Miscellaneous

CALLS FOR SERVICE CATEGORIES

Calls For Service may include any of the following:

CRIMINAL CALLS FOR SERVICE:

Alcohol Beverage Control Violation, Abduction, Assault with Weapon, Bait Vehicle Incident, Bomb threat, Burglary, Destruction of Property, Disorderly Conduct, Domestic Violence, Driving While Intoxicated, Drunk In Public, Escape from Police Custody, Explosive Device, Fight, Firefighter in Immediate Danger, Forgery, Fraud, Graffiti, Identity Theft, Juvenile Case: Child Abuse, Larceny, Loitering, Loud Party, Missile into Occupied Dwelling/Vehicle, Murder, Narcotics Event, Noise Violation, Officer in Immediate Danger, Peeping, Prowler, Related to Financial Crimes, Robbery, Sex Offense, Shoplifting with Apprehension, Simple Assault, Solicitor Violation, Subject Pursuit, Telephone Harassment, Trespassing, Unlawful Entry, Vehicle Stolen/Recovery, Vehicle Tampering, Vehicle: Unauthorized Use, Vice Event, Weapon Discharge/Brandishing

SERVICE CALLS FOR SERVICE:

Aircraft Crash/Emergency, Alarm, Animal Case, Animal Destruction, Biohazard Event, Civil Dispute, Critical Missing Person, Dead On Arrival/CPR in Progress, Domestic Dispute, Drowning, Emotionally Disturbed Person, Escort, Fire Assistance, Inspection: Code Compliance, Juvenile Case: Non-Specific, Juvenile Runaway, Lock Out, Lost/Found Property, Mental Patient Transport, Metro Train/Rail Emergency, Missing Adult, Missing Juvenile, Mobil Security Device, Notification: Dead Bird - West Nile, Open Door/Window, Organized Crimes Event, Overdose, Public Service, Pursuit, River Rescue, School Crossing, Service: Fire at the Jail, Stake Out, Subject Stop, Suicide, Suicide Attempt, Suicide Threat, Suspicious Event, Suspicious Noise, Suspicious Person, Suspicious Vehicle, Unknown Situation/Call For Help, Vessel Assistance - Marine Patrol, Vessel Stop, Warrant Service, Weapons of Mass Destruction

TRAFFIC CALLS FOR SERVICE:

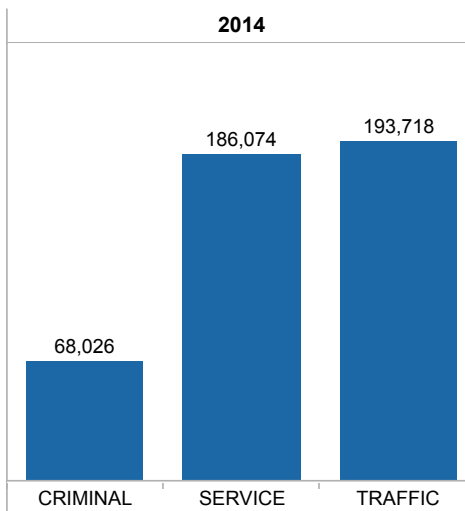
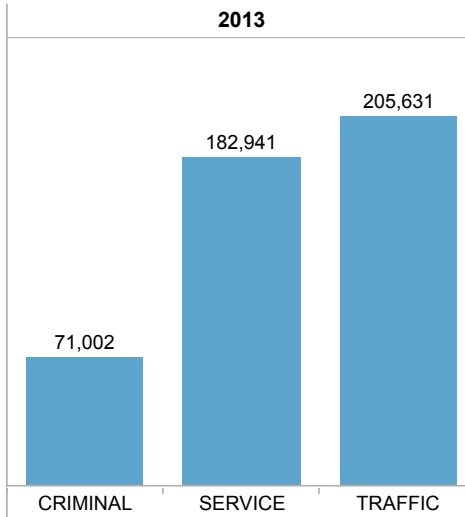
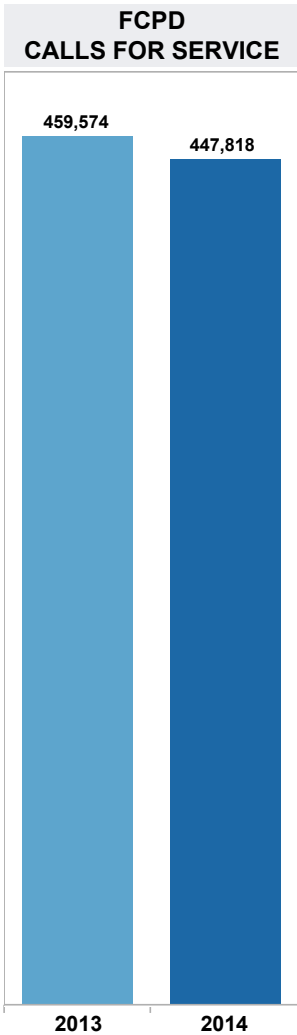
Abandoned Vehicle, Accident, Accident Non-DMV Reportable, Disabled/Stranded Motorist, Fatal Accident, Fire Department Vehicle Accident, Hazard in Roadway, Inoperative Vehicle on Private Property, Parking Violation, Road Check, Traffic Complaint/Violation, Traffic Control, Traffic Enforcement, Traffic Pursuit, Traffic Stop, Train Accident or Fire



FCPD CALLS FOR SERVICE STATISTICS

The Fairfax County Police Department Calls For Service statistics below are based on requests for police service as received by the call taker for community member calls and/or by the primary officer for officer initiated calls. Calls for service are tabulated by year based on the year of the date on which the call was entered.

The below calls for service data excludes event category values of Court, Service and Null and event descriptions of Miscellaneous Complaint and Null.



STATION	2013			TOTAL
	CRIMINAL	SERVICE	TRAFFIC	
SULLY	5,879	15,638	19,556	41,073
MT VERNON	11,557	23,420	22,095	57,072
MCLEAN	9,100	23,016	23,241	55,357
MASON	10,437	22,655	26,487	59,579
RESTON	7,040	19,808	18,270	45,118
FRANCONIA	9,366	22,751	29,430	61,547
WEST SPRINGFIELD	8,708	24,082	24,826	57,616
FAIR OAKS	7,443	21,658	21,365	50,466
OTHER / NONE INDICATED	1,472	9,913	20,361	31,746
TOTAL	71,002	182,941	205,631	459,574

STATION	2014			TOTAL
	CRIMINAL	SERVICE	TRAFFIC	
SULLY	6,047	16,042	19,386	41,475
MT VERNON	10,376	23,681	20,450	54,507
MCLEAN	8,971	24,111	24,894	57,976
MASON	9,482	22,430	23,847	55,759
RESTON	6,678	20,680	16,446	43,804
FRANCONIA	9,055	23,754	30,036	62,845
WEST SPRINGFIELD	8,893	24,857	23,678	57,428
FAIR OAKS	7,299	22,494	21,827	51,620
OTHER / NONE INDICATED	1,225	8,025	13,154	22,404
TOTAL	68,026	186,074	193,718	447,818

* Station value of "OTHER/NONE INDICATED" has been used for records which did not have one of the eight district station associated with the location of the call requesting police service.



FPCPD AVERAGE RESPONSE TIMES

RESPONSE TIMES BY PRIORITY AND STATION

Response Time indicates the length of time elapsed (in minutes) from the time a call was entered by DPSC to the arrival of the (first) officer on scene.

Priority 1:
A life threatening event is occurring or has occurred

Priority 2:
Event of serious threat to property or public order or the possibility of escalating to life threatening exists

Priority 3:
Event presents a threat to public safety or convenience

Priority 4 thru 9:
Routine or minor events, little or no threat to public safety, persons, property

Response times have been filtered to exclude those responses with indicated values equal to 65 minutes or greater. This exclusion accounts for outlier values created when the first responding officer's time of arrival on scene has not been captured in a given event.

STATION	2013				AVERAGE RESPONSE TIME BY STATION
	PRIORITY 1	PRIORITY 2	PRIORITY 3	PRIORITY 4 thru 9	
SULLY	5.94	7.38	6.24	2.58	4.04
MT VERNON	3.69	5.38	5.04	3.70	4.40
MCLEAN	5.30	7.75	7.54	3.15	4.91
MASON	4.24	6.47	5.80	3.11	4.28
RESTON	4.93	7.39	6.90	3.07	4.59
FRANCONIA	5.41	6.43	5.00	2.72	3.73
WEST SPRINGFIELD	7.03	8.57	8.20	4.14	5.80
FAIR OAKS	5.86	7.98	6.90	1.99	3.57
OTHER / NONE INDICATED	2.41	1.48	0.25	0.04	0.07
AVERAGE RESPONSE TIME BY PRIORITY	4.94	7.05	5.86	2.17	3.49
STATION	2014				AVERAGE RESPONSE TIME BY STATION
	PRIORITY 1	PRIORITY 2	PRIORITY 3	PRIORITY 4 thru 9	
SULLY	5.90	7.73	6.66	2.50	4.01
MT VERNON	4.02	5.63	5.42	3.52	4.48
MCLEAN	4.78	7.64	7.30	2.92	4.74
MASON	4.72	6.56	6.35	2.87	4.24
RESTON	5.21	7.41	7.63	2.84	4.62
FRANCONIA	4.60	6.67	5.14	2.61	3.73
WEST SPRINGFIELD	5.33	8.22	8.16	3.84	5.49
FAIR OAKS	5.88	8.00	7.22	1.97	3.62
OTHER / NONE INDICATED	2.60	1.89	0.42	0.06	0.10
AVERAGE RESPONSE TIME BY PRIORITY	4.78	7.12	6.29	2.27	3.71

* Station value of "NONE INDICATED" has been used for records which did not have a district station associated with the location of offense on the report.



FPCPD AVERAGE RESPONSE TIMES

PRIORITY 1 RESPONSE TIMES BY HOUR BLOCK

Response Time indicates the length of time elapsed (in minutes) from the time a call was entered by DPSC to the arrival of the (first) officer on scene.

Priority 1:
A life threatening event is occurring or has occurred

Priority 2:
Event of serious threat to property or public order or the possibility of escalating to life threatening exists

Priority 3:
Event presents a threat to public safety or convenience

Priority 4 thru 9:
Routine or minor events, little or no threat to public safety, persons, property

Response times have been filtered to exclude those responses with indicated values equal to 65 minutes or greater. This exclusion accounts for outlier values created when the first responding officer's time of arrival on scene has not been captured in a given event.

STATION	2013						AVERAGE RESPONSE TIME BY STATION
	0600-0959	1000-1359	1400-1759	1800-2159	2200-0159	0200-0559	
SULLY	11.41	5.81	6.15	5.75	4.88	3.90	5.94
MT VERNON	5.68	3.50	4.78	3.68	3.05	2.40	3.69
MCLEAN	9.40	6.20	5.75	4.99	3.83	4.16	5.30
MASON	4.11	4.08	6.59	4.26	2.91	3.53	4.24
RESTON	6.09	6.47	6.55	4.09	3.08	4.87	4.93
FRANCONIA	5.82	6.08	6.29	5.23	4.39	4.59	5.41
WEST SPRINGFIELD	7.08	8.49	7.97	8.14	4.08	4.41	7.03
FAIR OAKS	6.51	4.39	6.73	6.12	4.88	4.58	5.86
OTHER / NONE INDICATED	0.78	2.55	4.87	0.51	2.50	2.91	2.41
AVERAGE RESPONSE TIME BY HOUR BLOCK	6.21	5.41	6.27	5.01	3.53	3.71	4.94

STATION	2014						AVERAGE RESPONSE TIME BY STATION
	0600-0959	1000-1359	1400-1759	1800-2159	2200-0159	0200-0559	
SULLY	4.09	5.08	5.73	10.49	3.98	3.98	5.90
MT VERNON	4.09	4.80	5.04	4.90	2.22	2.82	4.02
MCLEAN	4.32	5.78	6.65	3.64	3.86	3.03	4.78
MASON	5.70	5.62	4.86	5.36	3.44	3.22	4.72
RESTON	5.58	6.18	4.83	5.71	3.99	6.04	5.21
FRANCONIA	5.13	4.32	5.48	4.54	3.86	3.56	4.60
WEST SPRINGFIELD	7.07	5.07	7.43	4.78	2.99	4.03	5.33
FAIR OAKS	6.32	5.83	9.15	6.84	3.65	2.33	5.88
OTHER / NONE INDICATED	4.07	2.69	0.02	2.61	3.97	1.11	2.60
AVERAGE RESPONSE TIME BY HOUR BLOCK	5.25	5.18	5.78	5.32	3.36	3.30	4.78

* Station value of "NONE INDICATED" has been used for records which did not have a district station associated with the location of offense on the report.