



FAIRFAX COUNTY POLICE DEPARTMENT STATISTICAL REPORT

CALENDAR YEARS 2013 & 2014



Published: March 2015



March 2015

FAIRFAX COUNTY POLICE DEPARTMENT STATISTICAL REPORT

YEARS: 2013 & 2014

FCPD GROUP A IBR OFFENSE STATISTICS

GROUP A IBR OFFENSES - METHODOLOGY

GROUP A IBR OFFENSES - CRIMES AGAINST PERSONS

GROUP A IBR OFFENSES - CRIMES AGAINST PROPERTY & CRIMES AGAINST SOCIETY

GROUP A IBR OFFENSES - CASE STATUS & CLOSURE RATES

FCPD CALLS FOR SERVICE STATISTICS

CALLS FOR SERVICE - METHODOLOGY

CALLS FOR SERVICE - COUNTYWIDE BREAKDOWN

AVERAGE RESPONSE TIMES BY PRIORITY & STATION

PRIORITY 1 AVERAGE RESPONSE TIMES BY HOUR BLOCKS

FCPD ARREST & CITATION STATISTICS

ARRESTS - METHODOLOGY

ARRESTS - BY TYPE & AGE GROUP (JUVENILE VS ADULT)

ARRESTS - BY STATIONS

CITATIONS - COUNTYWIDE BREAKDOWN

CITATIONS - BY STATION & AGE GROUP (JUVENILE VS ADULT)



March 2015

FAIRFAX COUNTY POLICE DEPARTMENT STATISTICAL REPORT

GROUP A IBR OFFENSES



FAIRFAX COUNTY POLICE DEPARTMENT STATISTICAL PACKAGE - GROUP A IBR OFFENSES YEARS: 2013 & 2014

March 2015

The Fairfax County Police Department gathers statistical data based on the Virginia State Police Uniform Crime Reporting Incident Based Reporting (IBR) system. Information relating to two different levels of offenses is collected by the IBR system. The most serious offenses are designated as Group "A" offenses; the less serious offenses are designated as Group "B" offenses. Group "A" offenses consist of 22 categories of crimes involving 46 different offenses; a maximum of 10 offenses per incident may be reported. Group "B" offenses, consisting of 12 crime categories, only require reporting arrest data and the identification of the case and reporting agency. IBR offenses are divided into three categories: "Crimes Against Persons," "Crimes Against Property," or "Crimes Against Society." Crimes Against Persons are those whose victims are always individuals. The object of Crimes Against Property is to obtain money, property, or some other benefit. Crimes Against Society represent society's prohibition against engaging in certain types of activity. The use of named Districts indicates activity within the particular police district's geographical boundaries regardless of officer assignment. This data is not reflective of Board of Supervisor District boundaries.

This report represents the Fairfax County Police Department's Group A IBR Offenses.
Crimes Against Persons are calculated by the number of *victims* of reported offenses based on the date reported.
Crimes Against Property and Crimes Against Society are calculated by the number of reported offenses based on the date reported.
IBR Offenses captured in this report exclude those with a disposition of Unfounded.

GROUP A IBR OFFENSE CATEGORIES

CRIMES AGAINST PERSONS:

Assault Offenses: *Aggravated Assault, Simple Assault, Intimidation*

Homicide Offenses: *Murder and Nonnegligent Manslaughter, Negligent Manslaughter*

Kidnapping/Abduction

Sex Offenses, Forcible: *Forcible Rape, Forcible Sodomy, Sexual Assault With An Object, Forcible Fondling*

Sex Offenses, Nonforcible: *Incest, Statutory Rape*

-
-
-

CRIMES AGAINST SOCIETY:

Drug/Narcotic Offenses: *Drug/Narcotic Violations, Drug Equipment Violations*

Gambling Offenses: *Betting/Watering, Operating/Promoting/Assisting Gambling, Gambling Equipment Violations, Sports Tampering*

Pornography/Obscene Material

Prostitution Offenses: *Prostitution, Assisting or Promoting Prostitution*

Weapon Law Violations

CRIMES AGAINST PROPERTY:

Arson

Bribery

Burglary/Breaking and Entering

Counterfeiting/Forgery

Destruction/Damage/Vandalism of Property

Embezzlement

Extortion/Blackmail

Fraud Offenses: *False Pretenses/Swindle/Confidence Game, Credit Card/Automatic Teller Machine Fraud, Impersonation, Welfare Fraud, Wire Fraud*

Larceny/Theft Offenses: *Pocket-picking, Purse-snatching, Shoplifting, Theft from Building, Theft from Coin-Operated Machine or Device, Theft from Motor Vehicle, Theft of Motor Vehicle Parts or Accessories, All Other Larceny*

Motor Vehicle Theft

Robbery

Stolen Property Offenses



March 2015

FAIRFAX COUNTY POLICE DEPARTMENT STATISTICAL REPORT

GROUP A IBR OFFENSES - CRIMES AGAINST PERSONS

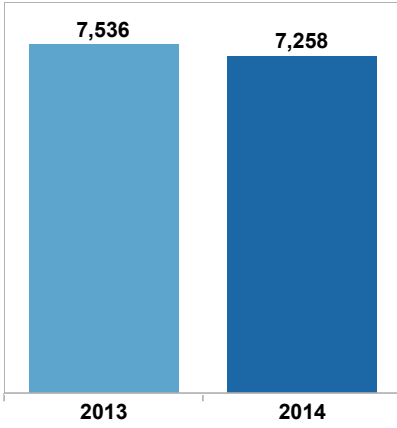
(by victim count)



FPCPD CRIMES AGAINST PERSONS STATISTICS

ASSAULT OFFENSES

ASSAULT VICTIMS by YEAR



ASSAULT VICTIMS by YEAR & STATION

STATION	2013	2014
SULLY	576	583
MT VERNON	1,671	1,447
MCLEAN	762	783
MASON	1,118	1,059
RESTON	654	657
FRANCONIA	1,067	1,011
WEST SPRINGFIELD	1,005	976
FAIR OAKS	627	677
NONE INDICATED	56	65
TOTAL	7,536	7,258

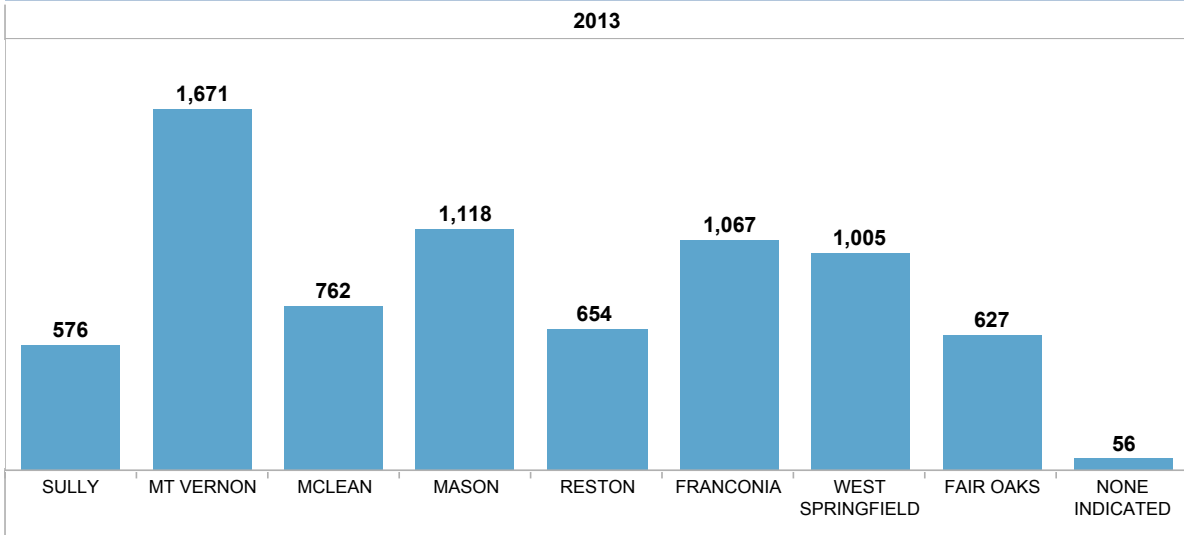
2013

STATION	2013
SULLY	576
MT VERNON	1,671
MCLEAN	762
MASON	1,118
RESTON	654
FRANCONIA	1,067
WEST SPRINGFIELD	1,005
FAIR OAKS	627
NONE INDICATED	56
TOTAL	7,536

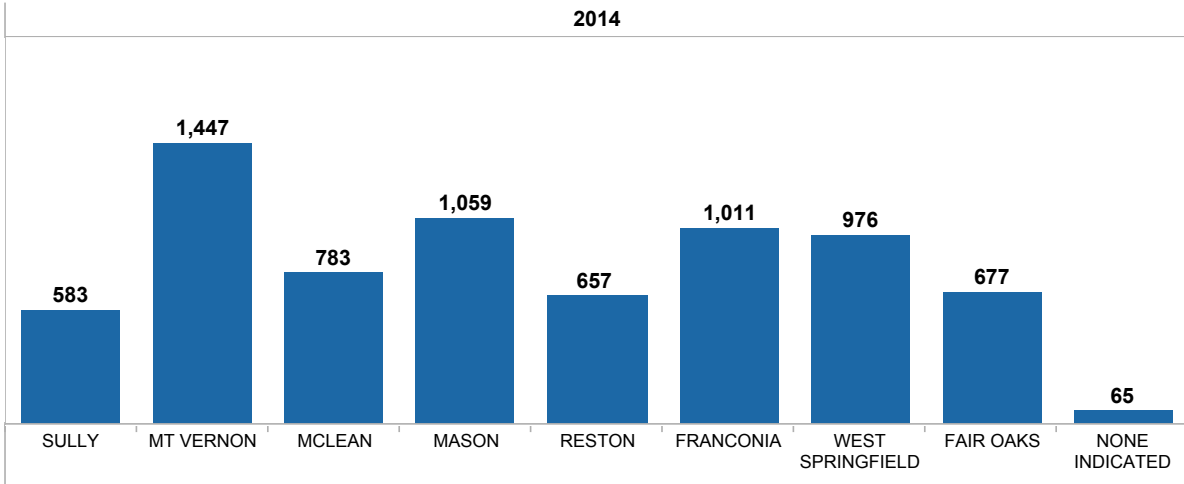
2014

STATION	2014
SULLY	583
MT VERNON	1,447
MCLEAN	783
MASON	1,059
RESTON	657
FRANCONIA	1,011
WEST SPRINGFIELD	976
FAIR OAKS	677
NONE INDICATED	65
TOTAL	7,258

2013 ASSAULT VICTIMS



2014 ASSAULT VICTIMS



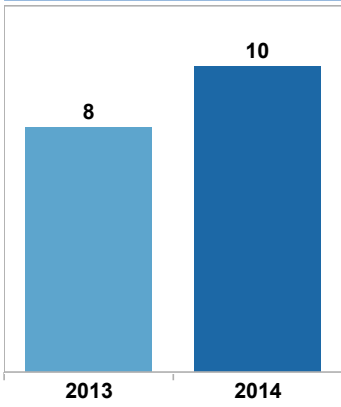
* Station value of "NONE INDICATED" has been used for records which did not have a district station associated with the location of offense on the report.



FPCPD CRIMES AGAINST PERSONS STATISTICS

HOMICIDE OFFENSES

HOMICIDE VICTIMS by YEAR

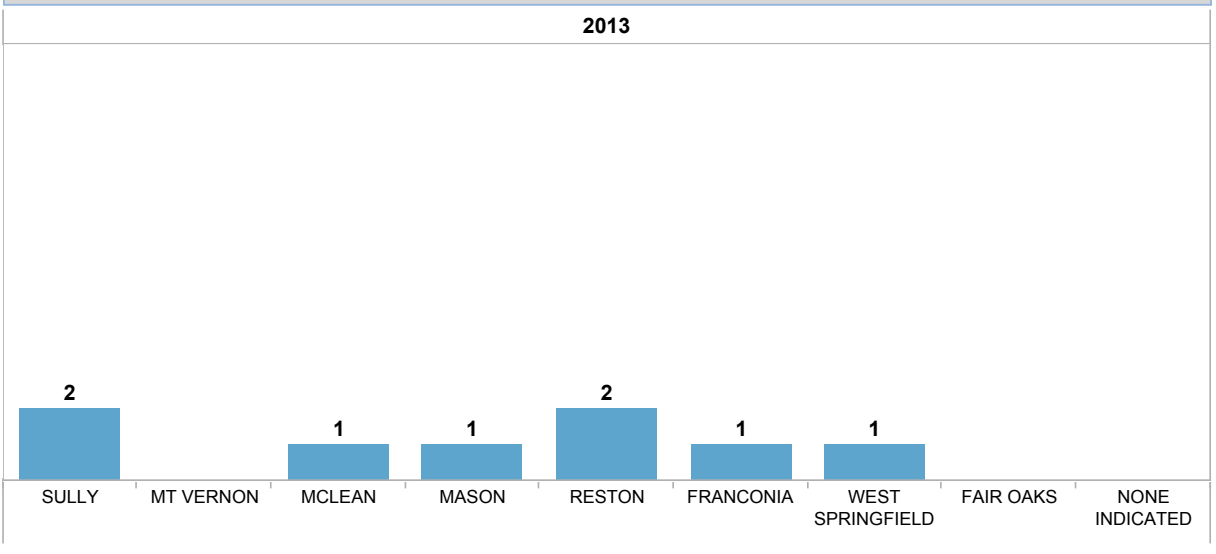


HOMICIDE VICTIMS by YEAR & STATION

STATION	2013	2014
SULLY	2	2
MT VERNON		1
MCLEAN	1	
MASON	1	6
RESTON	2	
FRANCONIA	1	1
WEST SPRINGFIELD	1	
TOTAL	8	10

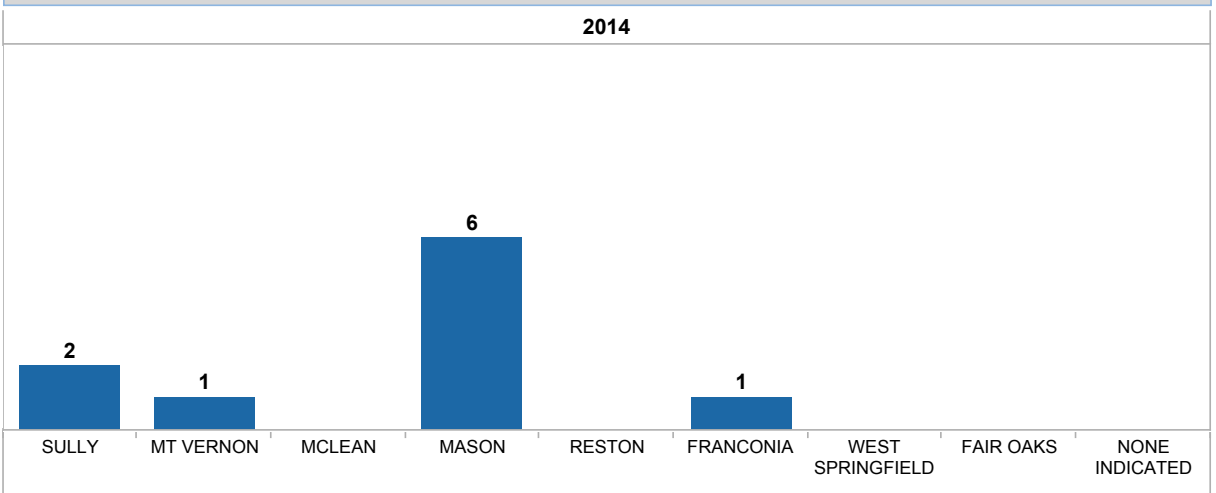
2013	
STATION	2013
SULLY	2
MT VERNON	
MCLEAN	1
MASON	1
RESTON	2
FRANCONIA	1
WEST SPRINGFIELD	1
FAIR OAKS	
NONE INDICATED	
TOTAL	8

2013 HOMICIDE VICTIMS



2014	
STATION	2014
SULLY	2
MT VERNON	1
MCLEAN	
MASON	6
RESTON	
FRANCONIA	1
WEST SPRINGFIELD	
FAIR OAKS	
NONE INDICATED	
TOTAL	10

2014 HOMICIDE VICTIMS



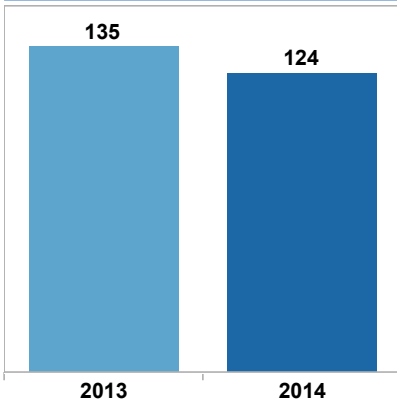
* Station value of "NONE INDICATED" has been used for records which did not have a district station associated with the location of offense on the report.



FPCPD CRIMES AGAINST PERSONS STATISTICS

KIDNAPPING/ABDUCTION OFFENSES

KIDNAPPING/ABDUCTION VICTIMS by YEAR



KIDNAPPING/ABDUCTION VICTIMS by YEAR & STATION

STATION	2013	2014
SULLY	9	3
MT VERNON	32	22
MCLEAN	14	22
MASON	19	22
RESTON	18	10
FRANCONIA	22	18
WEST SPRINGFIELD	13	18
FAIR OAKS	6	9
NONE INDICATED	2	
TOTAL	135	124

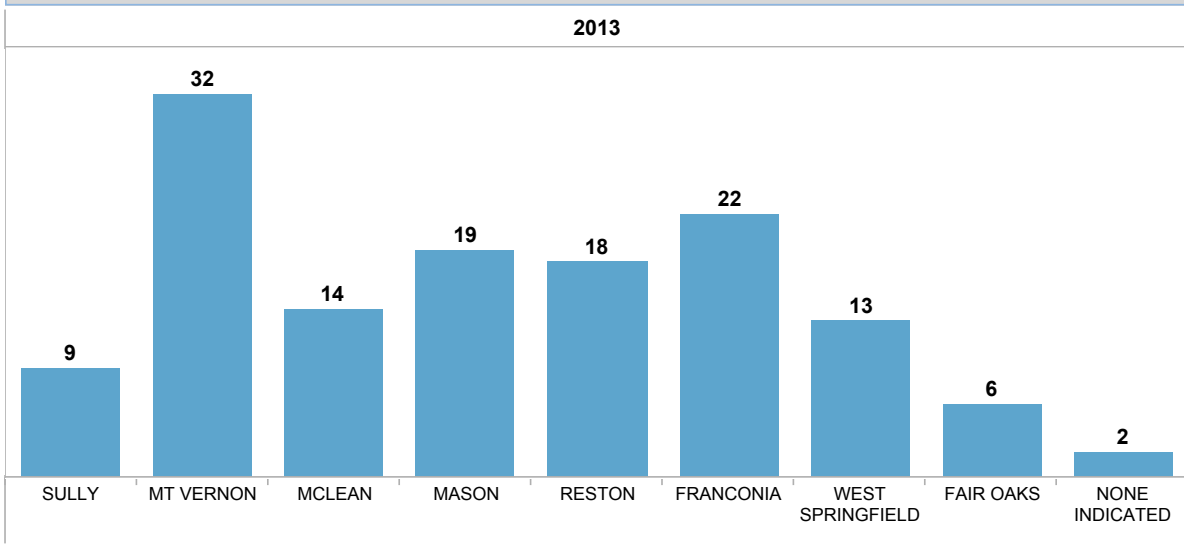
2013

STATION	2013
SULLY	9
MT VERNON	32
MCLEAN	14
MASON	19
RESTON	18
FRANCONIA	22
WEST SPRINGFIELD	13
FAIR OAKS	6
NONE INDICATED	2
TOTAL	135

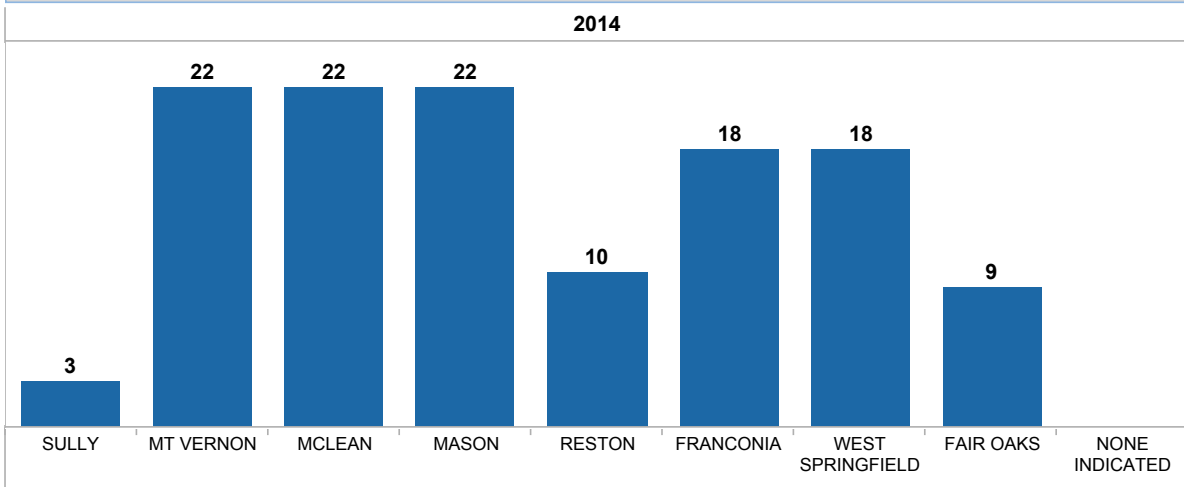
2014

STATION	2014
SULLY	3
MT VERNON	22
MCLEAN	22
MASON	22
RESTON	10
FRANCONIA	18
WEST SPRINGFIELD	18
FAIR OAKS	9
TOTAL	124

2013 KIDNAPPING/ABDUCTION VICTIMS



2014 KIDNAPPING/ABDUCTION VICTIMS



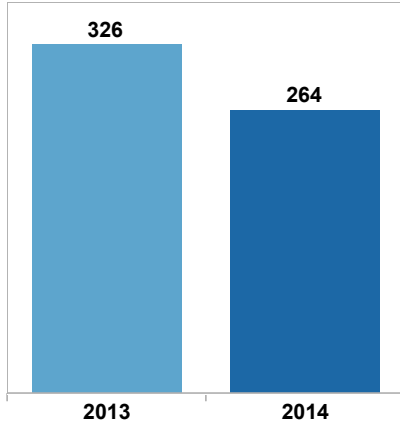
* Station value of "NONE INDICATED" has been used for records which did not have a district station associated with the location of offense on the report.



FPCPD CRIMES AGAINST PERSONS STATISTICS

SEX OFFENSES

SEX OFFENSE VICTIMS by YEAR



SEX OFFENSE VICTIMS by YEAR & STATION

STATION	2013	2014
SULLY	22	14
MT VERNON	57	46
MCLEAN	24	31
MASON	37	49
RESTON	31	27
FRANCONIA	65	34
WEST SPRINGFIELD	46	28
FAIR OAKS	36	30
NONE INDICATED	8	5
TOTAL	326	264

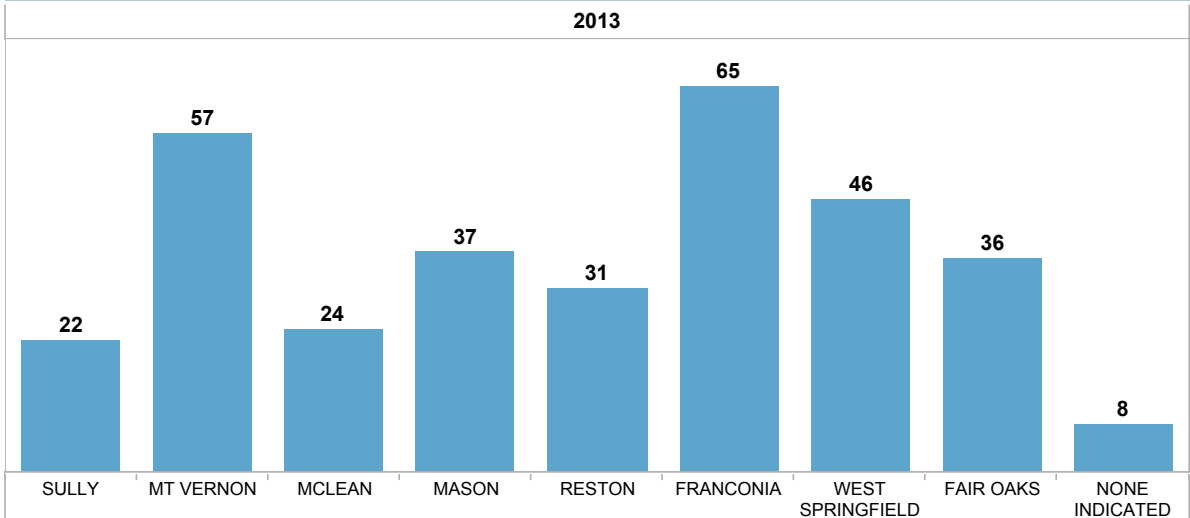
2013

STATION	2013
SULLY	22
MT VERNON	57
MCLEAN	24
MASON	37
RESTON	31
FRANCONIA	65
WEST SPRINGFIELD	46
FAIR OAKS	36
NONE INDICATED	8
TOTAL	326

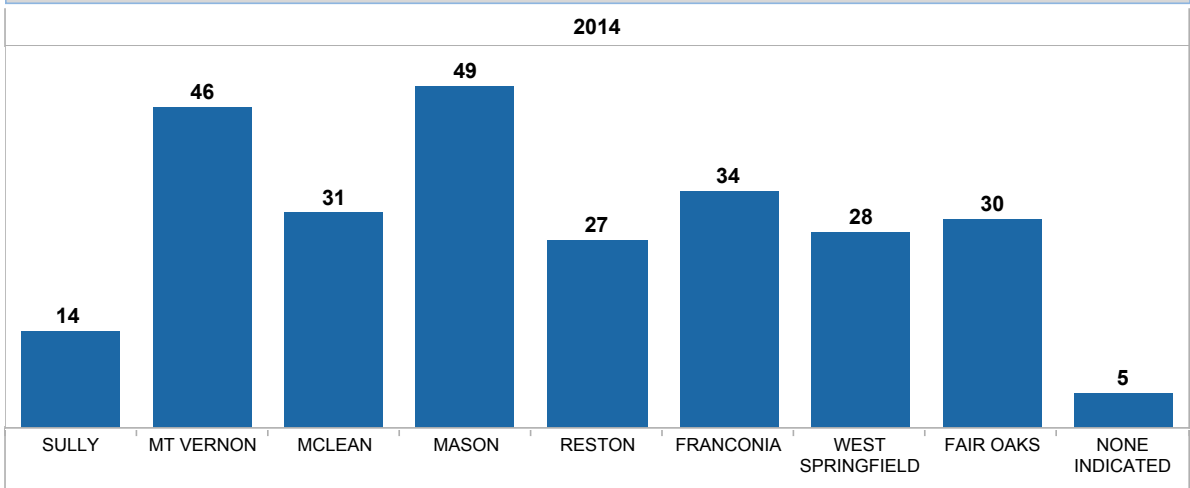
2014

STATION	2014
SULLY	14
MT VERNON	46
MCLEAN	31
MASON	49
RESTON	27
FRANCONIA	34
WEST SPRINGFIELD	28
FAIR OAKS	30
NONE INDICATED	5
TOTAL	264

2013 SEX OFFENSE VICTIMS



2014 SEX OFFENSE VICTIMS



* Station value of "NONE INDICATED" has been used for records which did not have a district station associated with the location of offense on the report.



March 2015

FAIRFAX COUNTY POLICE DEPARTMENT STATISTICAL REPORT

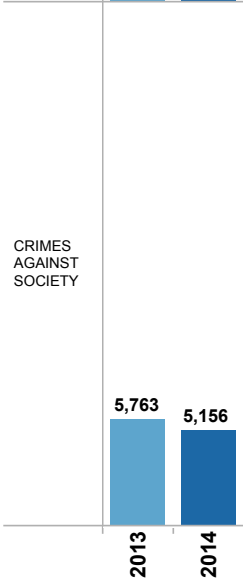
GROUP A IBR OFFENSES - CRIMES AGAINST PROPERTY AND CRIMES AGAINST SOCIETY

(by offense count)



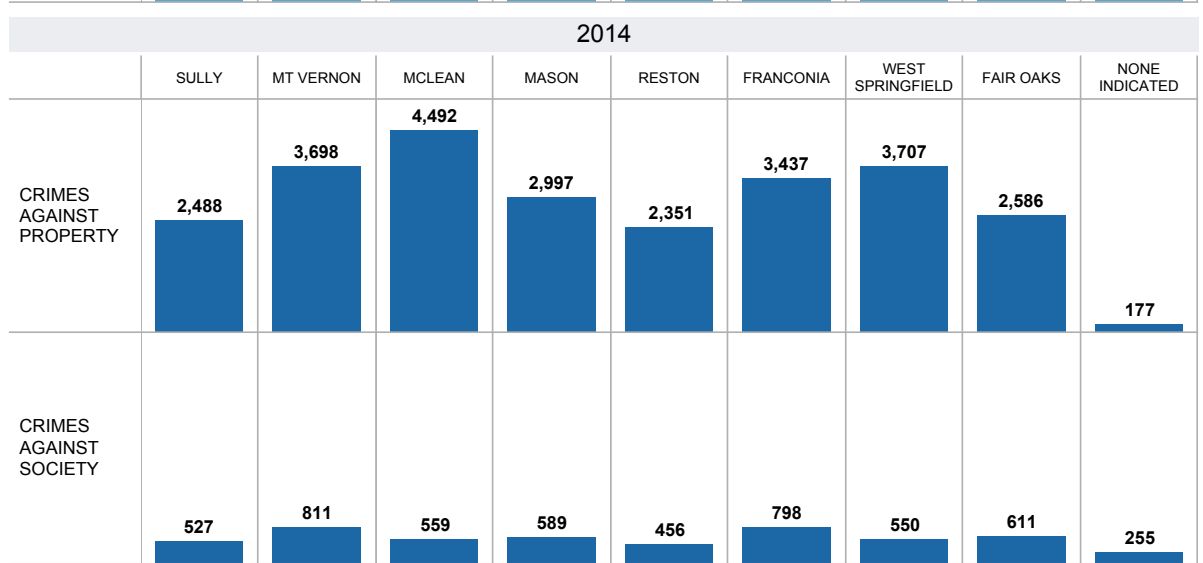
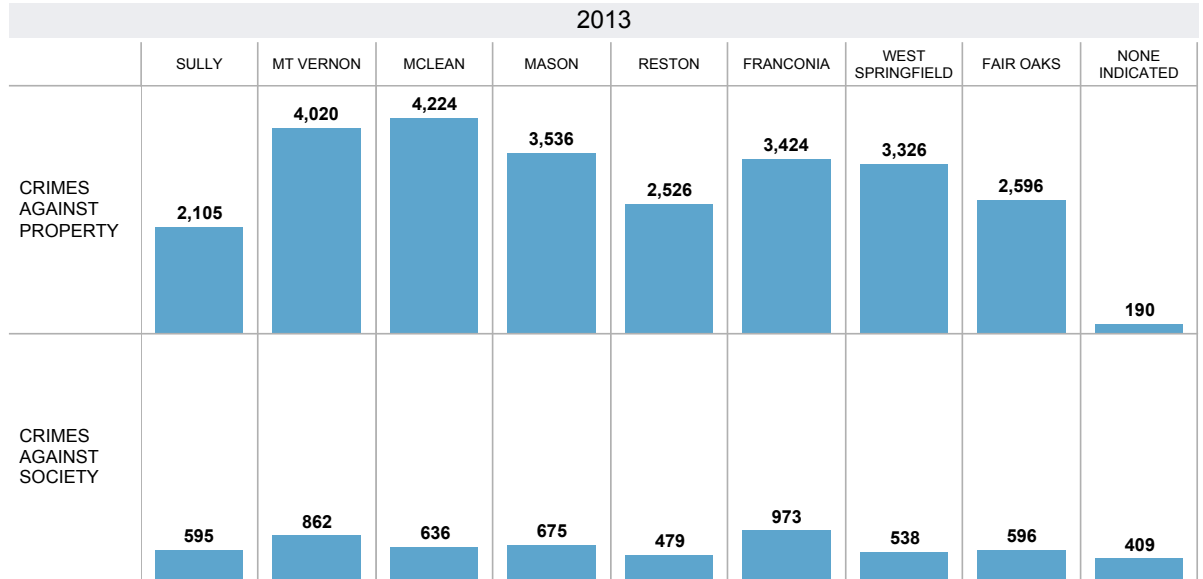
FCPD GROUP A IBR OFFENSES CRIMES AGAINST PROPERTY & CRIMES AGAINST SOCIETY STATISTICS

OFFENSES by YEAR



Station	2013	
	CRIMES AGAINST PROPERTY	CRIMES AGAINST SOCIETY
SULLY	2,105	595
MT VERNON	4,020	862
MCLEAN	4,224	636
MASON	3,536	675
RESTON	2,526	479
FRANCONIA	3,424	973
WEST SPRINGFIELD	3,326	538
FAIR OAKS	2,596	596
NONE INDICATED	190	409
Total	25,947	5,763

Station	2014	
	CRIMES AGAINST PROPERTY	CRIMES AGAINST SOCIETY
SULLY	2,488	527
MT VERNON	3,698	811
MCLEAN	4,492	559
MASON	2,997	589
RESTON	2,351	456
FRANCONIA	3,437	798
WEST SPRINGFIELD	3,707	550
FAIR OAKS	2,586	611
NONE INDICATED	177	255
Total	25,933	5,156

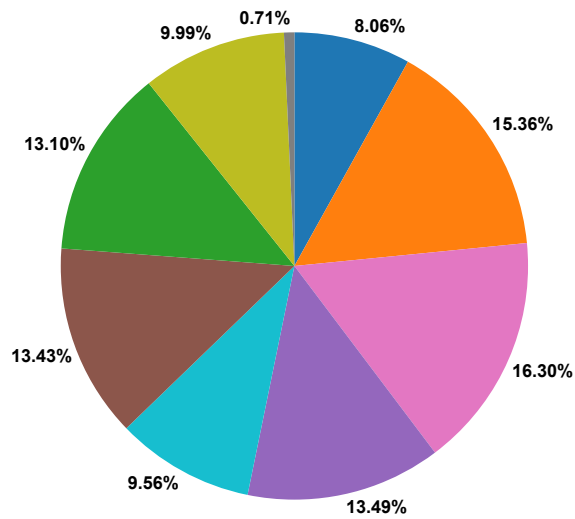


IBR Offenses above exclude those with a disposition of Unfounded.
* Station value of "NONE INDICATED" has been used for records which did not have a district station associated with the location of offense on the report.

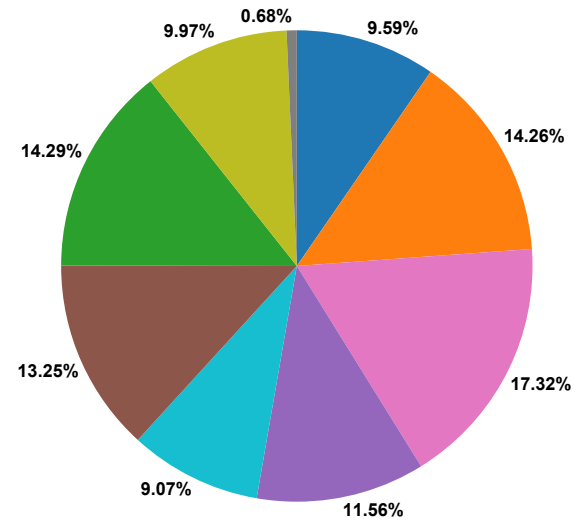


FCPD GROUP A IBR OFFENSES - CRIMES AGAINST PROPERTY STATISTICS

**2013 CRIMES AGAINST PROPERTY
DISTRIBUTION by STATION**



**2014 CRIMES AGAINST PROPERTY
DISTRIBUTION by STATION**



STATION

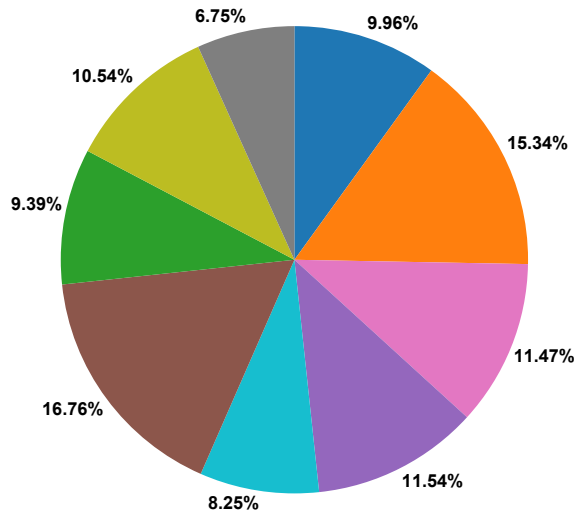
- SULLY
- MCLEAN
- RESTON
- WEST SPRINGFIELD
- NONE INDICATED
- MT VERNON
- MASON
- FRANCONIA
- FAIR OAKS

IBR Offenses above exclude those with a disposition of Unfounded.
* Station value of "NONE INDICATED" has been used for records which did not have a district station associated with the location of offense on the report.

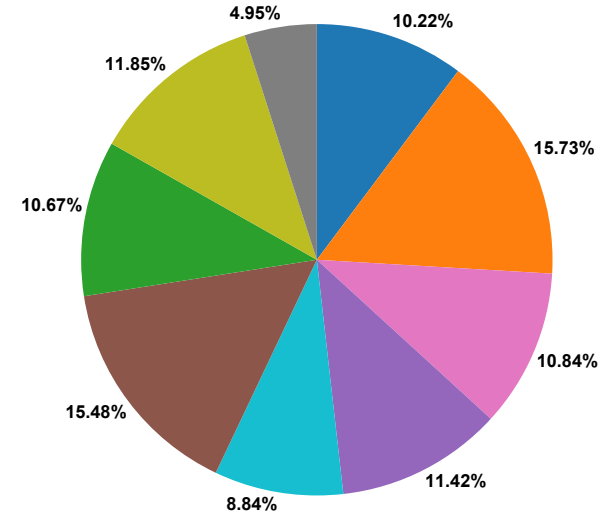


FCPD GROUP A IBR OFFENSES - CRIMES AGAINST SOCIETY STATISTICS

**2013 CRIMES AGAINST SOCIETY
DISTRIBUTION by STATION**



**2014 CRIMES AGAINST SOCIETY
DISTRIBUTION by STATION**



STATION

- SULLY
- MCLEAN
- RESTON
- WEST SPRINGFIELD
- NONE INDICATED
- MT VERNON
- MASON
- FRANCONIA
- FAIR OAKS

IBR Offenses above exclude those with a disposition of Unfounded.
* Station value of "NONE INDICATED" has been used for records which did not have a district station associated with the location of offense on the report.



FCPD GROUP A IBR OFFENSES

CRIMES AGAINST PROPERTY & CRIMES AGAINST SOCIETY STATISTICS



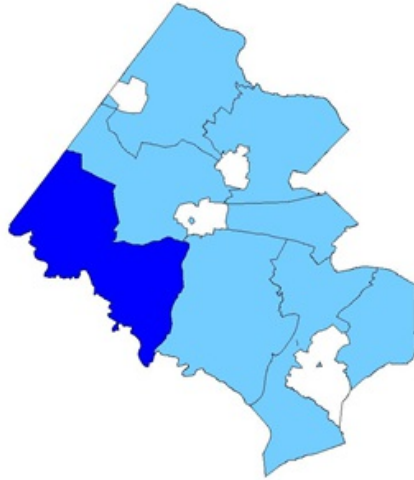
CRIMES AGAINST:	IBR CATEGORY	2013	2014
CRIMES AGAINST PROPERTY	ARSON	32	32
	BRIBERY	3	2
	BURGLARY/BREAKING & ENTERING	1,071	914
	COUNTERFEITING/FORGERY	418	506
	DESTRUCTION/DAMAGE/VANDALISM OF PROPERTY	6,238	6,049
	EMBEZZLEMENT	299	314
	EXTORTION/BLACKMAIL	16	18
	FRAUD OFFENSES	2,970	3,748
	LARCENY/THEFT OFFENSES	13,677	13,162
	MOTOR VEHICLE THEFT	756	732
	ROBBERY	411	400
	STOLEN PROPERTY OFFENSES	56	56
CRIMES AGAINST SOCIETY	DRUG/NARCOTIC OFFENSES	5,041	4,449
	GAMBLING OFFENSES	17	11
	PORNOGRAPHY/OBSCENE MATERIAL	139	108
	PROSTITUTION OFFENSES	130	166
	WEAPON LAW VIOLATIONS	436	422

IBR Offenses above exclude those with a disposition of Unfounded.
 * Station value of "NONE INDICATED" has been used for records which did not have a district station associated with the location of offense on the report.

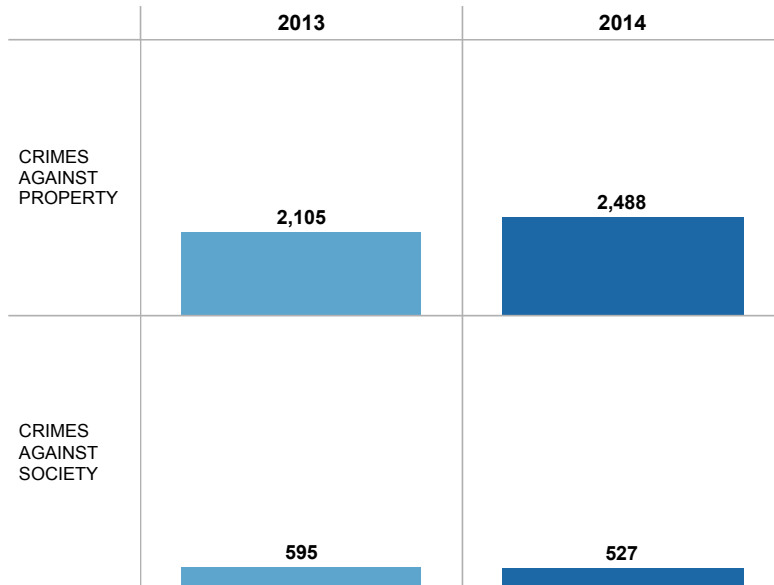


FPCPD GROUP A IBR OFFENSE STATISTICS

SULLY DISTRICT



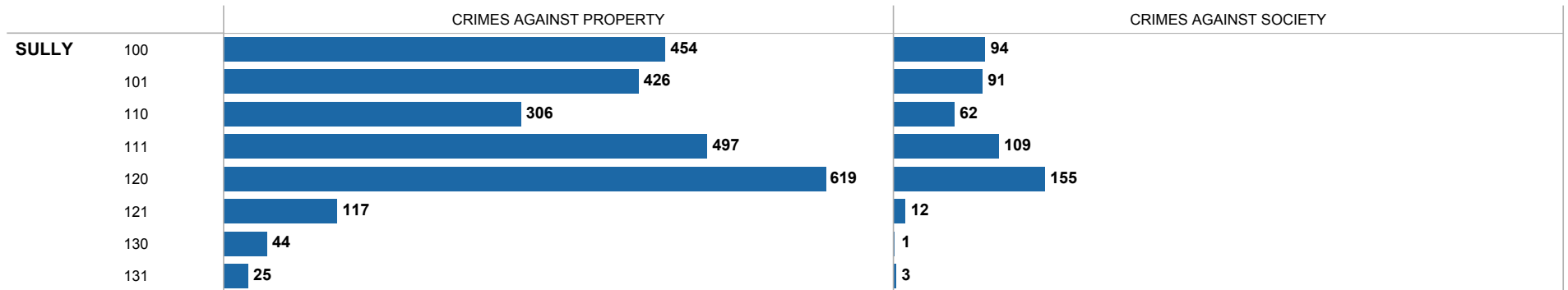
Station	CRIMES AGAINST:	IBR CATEGORY	2013	2014	
SULLY	CRIMES AGAINST PROPERTY	ARSON	2	2	
		BURGLARY/BREAKING & ENTERING	73	111	
		COUNTERFEITING/FORGERY	23	27	
		DESTRUCTION/DAMAGE/VANDALISM OF PROPERTY	698	781	
		EMBEZZLEMENT	12	18	
		EXTORTION/BLACKMAIL	1	1	
		FRAUD OFFENSES	248	331	
		LARCENY/THEFT OFFENSES	975	1,127	
		MOTOR VEHICLE THEFT	50	60	
		ROBBERY	20	29	
		STOLEN PROPERTY OFFENSES	3	1	
		CRIMES AGAINST SOCIETY	DRUG/NARCOTIC OFFENSES	536	453
			GAMBLING OFFENSES	3	
			PORNOGRAPHY/OBSCENE MATERIAL	9	11
PROSTITUTION OFFENSES	9		9		
WEAPON LAW VIOLATIONS	38		54		
Total			2,700	3,015	





FPCPD GROUP A IBR OFFENSE STATISTICS

SULLY DISTRICT - 2014 BREAKDOWN by PATROL AREA



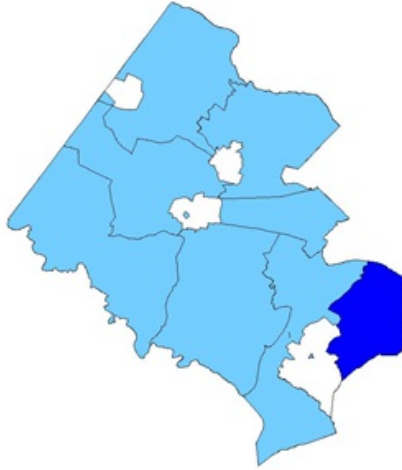
CRIMES AGAINST:	IBR CATEGORY	2014 SULLY							
		100	101	110	111	120	121	130	131
CRIMES AGAINST PROPERTY	ARSON	1				1			
	BURGLARY/BREAKING & ENTERING	18	30	10	18	27	5	3	
	COUNTERFEITING/FORGERY		6	5	12	4			
	DESTRUCTION/DAMAGE/VANDALISM OF PROPERTY	156	130	94	128	225	24	17	7
	EMBEZZLEMENT	1	2	4	10	1			
	EXTORTION/BLACKMAIL				1				
	FRAUD OFFENSES	61	55	48	45	80	31	8	3
	LARCENY/THEFT OFFENSES	206	187	134	269	246	55	16	14
	MOTOR VEHICLE THEFT	7	10	6	9	26	1		1
	ROBBERY	4	6	5	5	8	1		
STOLEN PROPERTY OFFENSES					1				
CRIMES AGAINST SOCIETY	DRUG/NARCOTIC OFFENSES	82	80	52	94	134	8	1	2
	PORNOGRAPHY/OBSCENE MATERIAL		1		2	7	1		
	PROSTITUTION OFFENSES		2	2	5				
	WEAPON LAW VIOLATIONS	12	8	8	8	14	3		1
Grand Total		548	517	368	606	774	129	45	28

IBR Offenses above exclude those with a disposition of Unfounded and those where the Patrol Area indicated on the report fell outside of the indicated district boundaries.

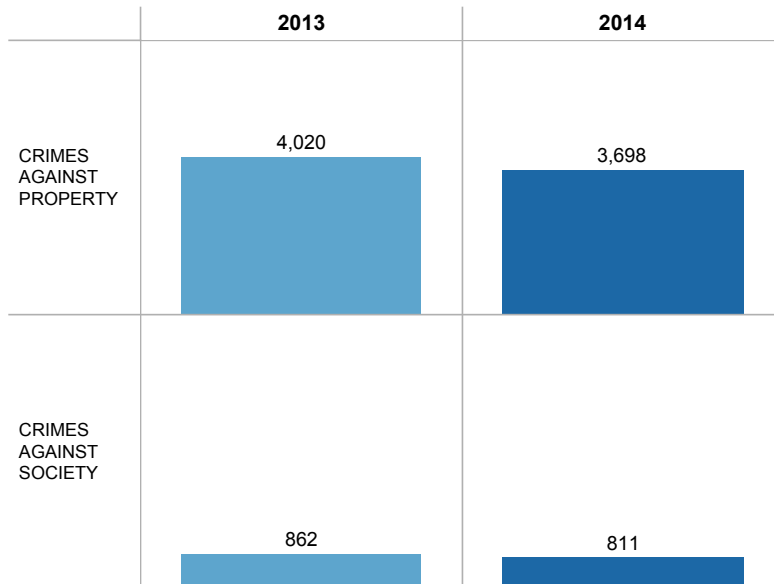


FCPD GROUP A IBR OFFENSE STATISTICS

MT VERNON DISTRICT



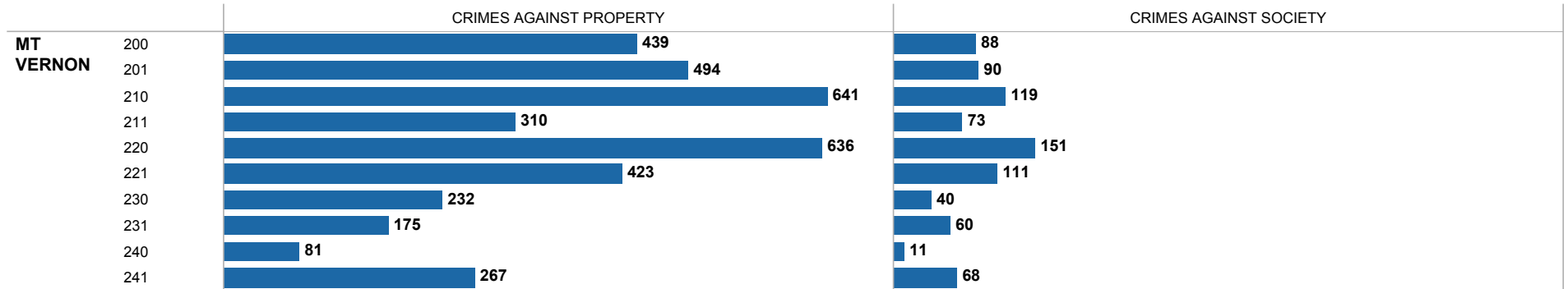
Station	CRIMES AGAINST:	IBR CATEGORY	2013	2014	
MT VERNON	CRIMES AGAINST PROPERTY	ARSON	5	4	
		BRIBERY	1		
		BURGLARY/BREAKING & ENTERING	204	167	
		COUNTERFEITING/FORGERY	81	102	
		DESTRUCTION/DAMAGE/VANDALISM OF PROPERTY	803	873	
		EMBEZZLEMENT	32	29	
		EXTORTION/BLACKMAIL	4	1	
		FRAUD OFFENSES	301	391	
		LARCENY/THEFT OFFENSES	2,254	1,878	
		MOTOR VEHICLE THEFT	196	134	
		ROBBERY	135	114	
		STOLEN PROPERTY OFFENSES	4	5	
		CRIMES AGAINST SOCIETY	DRUG/NARCOTIC OFFENSES	749	690
		GAMBLING OFFENSES	1	1	
PORNOGRAPHY/OBSCENE MATERIAL	13	13			
PROSTITUTION OFFENSES	7	10			
WEAPON LAW VIOLATIONS	92	97			
Total			4,882	4,509	





FPCPD GROUP A IBR OFFENSE STATISTICS

MT VERNON DISTRICT - 2014 BREAKDOWN by PATROL AREA



CRIMES AGAINST:	IBR CATEGORY	2014									
		MT VERNON									
		200	201	210	211	220	221	230	231	240	241
CRIMES AGAINST PROPERTY	ARSON				1	1	1	1			
	BURGLARY/BREAKING & ENTERING	12	16	22	22	26	25	5	13	10	16
	COUNTERFEITING/FORGERY	8	13	40	4	22	4	6	3		2
	DESTRUCTION/DAMAGE/VANDALISM OF PROPERTY	137	118	84	64	129	154	51	37	19	80
	EMBEZZLEMENT	2	9	6	2	7				2	1
	EXTORTION/BLACKMAIL				1						
	FRAUD OFFENSES	43	70	61	38	49	33	52	18	8	19
	LARCENY/THEFT OFFENSES	194	232	407	149	347	184	106	98	29	132
	MOTOR VEHICLE THEFT	30	16	9	16	24	11	6	4	11	7
	ROBBERY	13	19	11	12	30	10	5	2	2	10
	STOLEN PROPERTY OFFENSES		1	1	1	1	1				
CRIMES AGAINST SOCIETY	DRUG/NARCOTIC OFFENSES	81	80	98	58	126	92	32	51	10	62
	GAMBLING OFFENSES							1			
	PORNOGRAPHY/OBSCENE MATERIAL			1	5	1	2	3			1
	PROSTITUTION OFFENSES	1	1	6					1	1	
	WEAPON LAW VIOLATIONS	6	9	14	10	24	17	4	8		5
Grand Total		527	584	760	383	787	534	272	235	92	335

IBR Offenses above exclude those with a disposition of Unfounded and those where the Patrol Area indicated on the report fell outside of the indicated district boundaries.

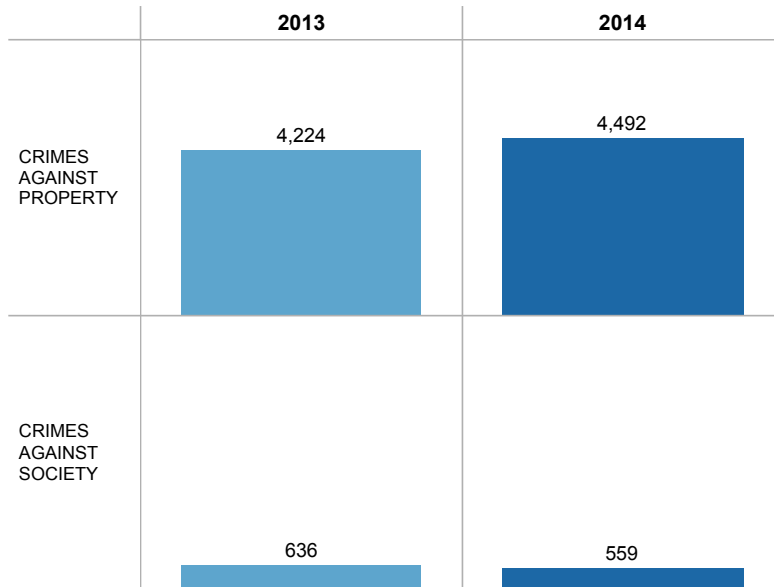


FCPD GROUP A IBR OFFENSE STATISTICS

MCLEAN DISTRICT



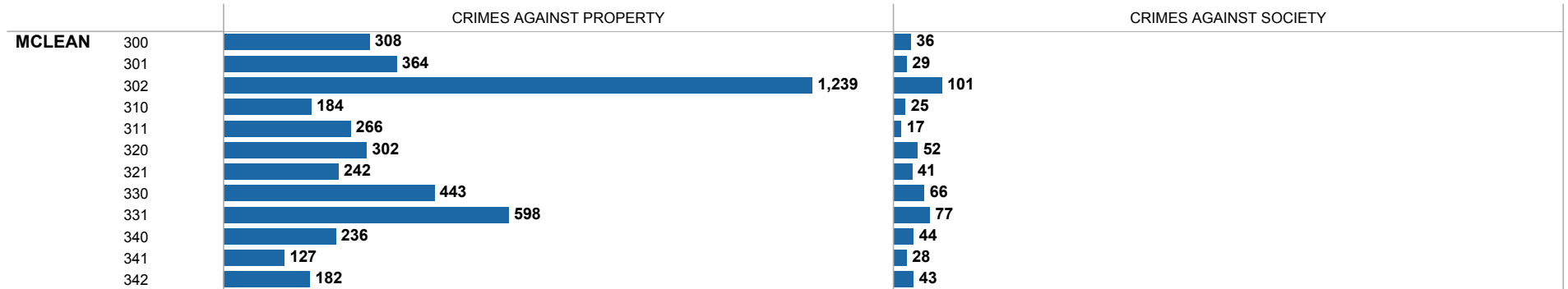
Station	CRIMES AGAINST:	IBR CATEGORY	2013	2014	
MCLEAN	CRIMES AGAINST PROPERTY	ARSON	5	1	
		BRIBERY	1		
		BURGLARY/BREAKING & ENTERING	232	156	
		COUNTERFEITING/FORGERY	58	92	
		DESTRUCTION/DAMAGE/VANDALISM OF PROPERTY	854	839	
		EMBEZZLEMENT	85	95	
		EXTORTION/BLACKMAIL	2	4	
		FRAUD OFFENSES	490	706	
		LARCENY/THEFT OFFENSES	2,352	2,450	
		MOTOR VEHICLE THEFT	93	88	
		ROBBERY	38	37	
		STOLEN PROPERTY OFFENSES	14	24	
		CRIMES AGAINST SOCIETY	DRUG/NARCOTIC OFFENSES	570	510
			GAMBLING OFFENSES	1	
PORNOGRAPHY/OBSCENE MATERIAL	14		6		
PROSTITUTION OFFENSES	18		11		
WEAPON LAW VIOLATIONS	33		32		
Total			4,860	5,051	





FPCPD GROUP A IBR OFFENSE STATISTICS

MCLEAN DISTRICT - 2014 BREAKDOWN by PATROL AREA



		2014 MCLEAN											
CRIMES AGAINST:	IBR CATEGORY	300	301	302	310	311	320	321	330	331	340	341	342
CRIMES AGAINST PROPERTY	ARSON		1										
	BURGLARY/BREAKING & ENTERING	2	11	28	9	21	19	14	15	15	11	4	7
	COUNTERFEITING/FORGERY	5	7	27	4	8	2	5	8	10	5	3	7
	DESTRUCTION/DAMAGE/VANDALISM OF PROPERTY	54	53	71	39	72	63	77	109	109	95	43	54
	EMBEZZLEMENT	9	12	31			2		19	18	3	1	
	EXTORTION/BLACKMAIL								2				2
	FRAUD OFFENSES	77	45	131	49	64	88	30	86	66	27	21	22
	LARCENY/THEFT OFFENSES	148	224	928	81	94	121	106	180	360	84	47	77
	MOTOR VEHICLE THEFT	9	9	2	2	5	6	7	13	13	7	6	9
	ROBBERY	3		6		2		3	8	5	4	2	4
	STOLEN PROPERTY OFFENSES	1	2	15			1		3	2			
CRIMES AGAINST SOCIETY	DRUG/NARCOTIC OFFENSES	30	25	94	20	15	48	38	58	73	44	26	39
	PORNOGRAPHY/OBSCENE MATERIAL			1	3		2						
	PROSTITUTION OFFENSES	5	2						1	1			2
	WEAPON LAW VIOLATIONS	1	2	6	2	2	2	3	7	3		2	2
Grand Total		344	393	1,340	209	283	354	283	509	675	280	155	225

IBR Offenses above exclude those with a disposition of Unfounded and those where the Patrol Area indicated on the report fell outside of the indicated district boundaries.

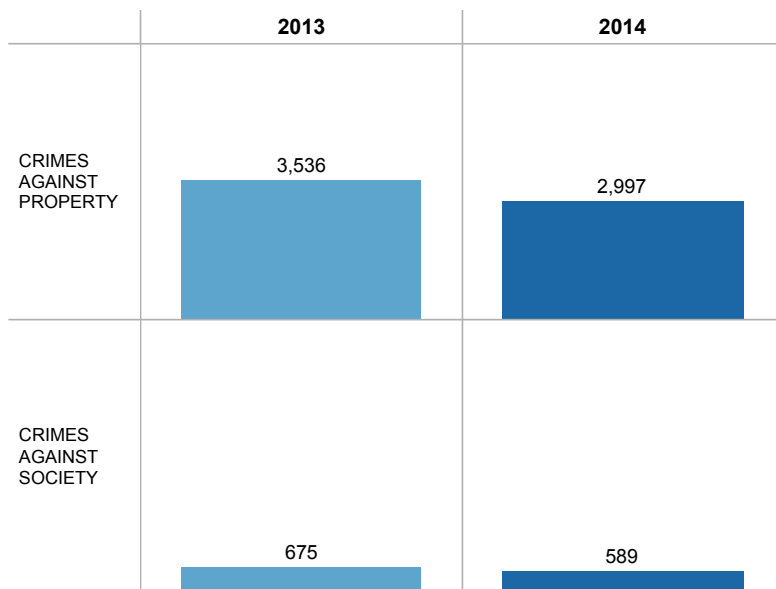


FCPD GROUP A IBR OFFENSE STATISTICS

MASON DISTRICT



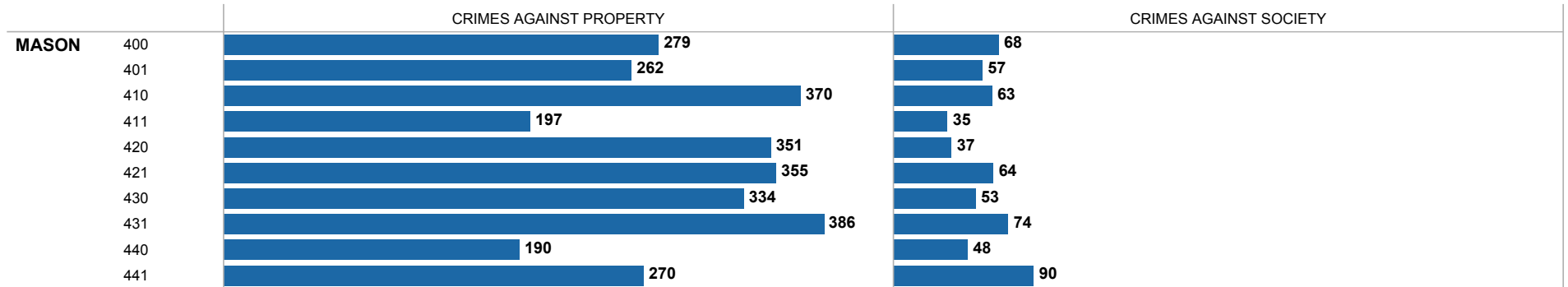
Station	CRIMES AGAINST:	IBR CATEGORY	2013	2014	
MASON	CRIMES AGAINST PROPERTY	ARSON	2	5	
		BURGLARY/BREAKING & ENTERING	114	81	
		COUNTERFEITING/FORGERY	76	69	
		DESTRUCTION/DAMAGE/VANDALISM OF PROPERTY	750	644	
		EMBEZZLEMENT	46	40	
		EXTORTION/BLACKMAIL	1	2	
		FRAUD OFFENSES	356	391	
		LARCENY/THEFT OFFENSES	2,006	1,554	
		MOTOR VEHICLE THEFT	105	108	
		ROBBERY	73	98	
		STOLEN PROPERTY OFFENSES	7	5	
		CRIMES AGAINST SOCIETY	DRUG/NARCOTIC OFFENSES	558	479
			GAMBLING OFFENSES	1	1
			PORNOGRAPHY/OBSCENE MATERIAL	10	10
PROSTITUTION OFFENSES	47		34		
WEAPON LAW VIOLATIONS	59		65		
Total			4,211	3,586	





FPCPD GROUP A IBR OFFENSE STATISTICS

MASON DISTRICT - 2014 BREAKDOWN by PATROL AREA



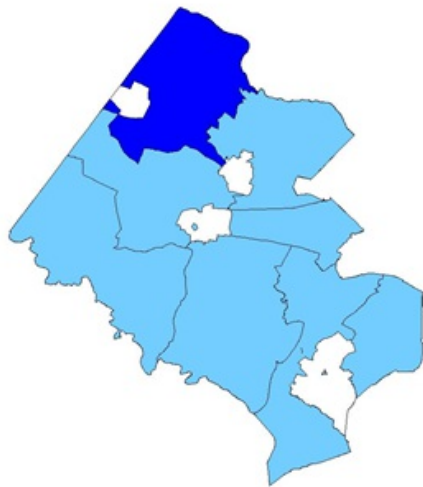
CRIMES AGAINST:	IBR CATEGORY	2014 MASON									
		400	401	410	411	420	421	430	431	440	441
CRIMES AGAINST PROPERTY	ARSON	1		1	1	1					1
	BURGLARY/BREAKING & ENTERING	3	8	9	7	8	4	18	12	6	6
	COUNTERFEITING/FORGERY	5	1	6	10	7	8	7	12	3	10
	DESTRUCTION/DAMAGE/VANDALISM OF PROPERTY	66	65	106	45	47	70	70	81	37	56
	EMBEZZLEMENT	1	5	3	2	11	6	4	3	1	4
	EXTORTION/BLACKMAIL									1	1
	FRAUD OFFENSES	35	31	41	22	37	43	62	35	42	43
	LARCENY/THEFT OFFENSES	150	131	186	87	219	199	154	207	92	127
	MOTOR VEHICLE THEFT	10	7	8	10	11	12	12	21	5	12
	ROBBERY	8	12	10	13	10	13	6	14	2	10
	STOLEN PROPERTY OFFENSES		2					1	1	1	
CRIMES AGAINST SOCIETY	DRUG/NARCOTIC OFFENSES	49	42	50	22	32	57	43	62	36	86
	GAMBLING OFFENSES	1									
	PORNOGRAPHY/OBSCENE MATERIAL	1	1				1	1	5	1	
	PROSTITUTION OFFENSES	10	7	6	1		1		1	8	
	WEAPON LAW VIOLATIONS	7	7	7	12	5	5	9	6	3	4
Grand Total		347	319	433	232	388	419	387	460	238	360

IBR Offenses above exclude those with a disposition of Unfounded and those where the Patrol Area indicated on the report fell outside of the indicated district boundaries.

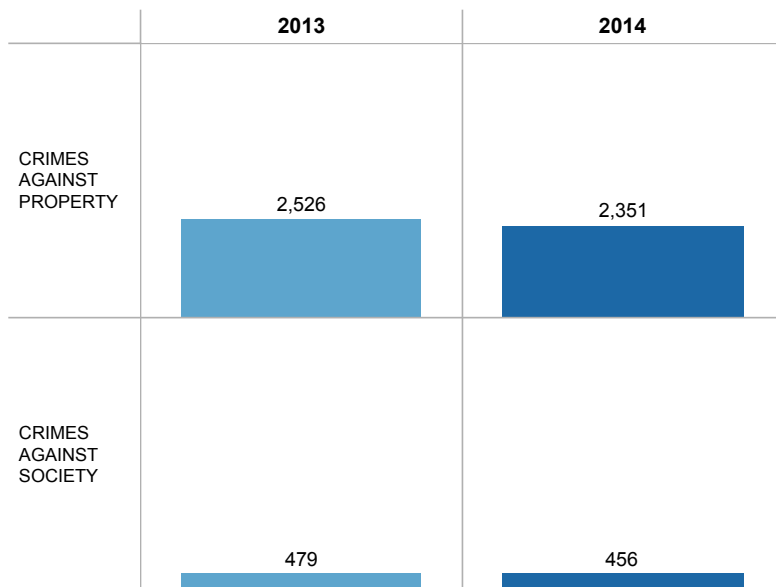


FPCPD GROUP A IBR OFFENSE STATISTICS

RESTON DISTRICT



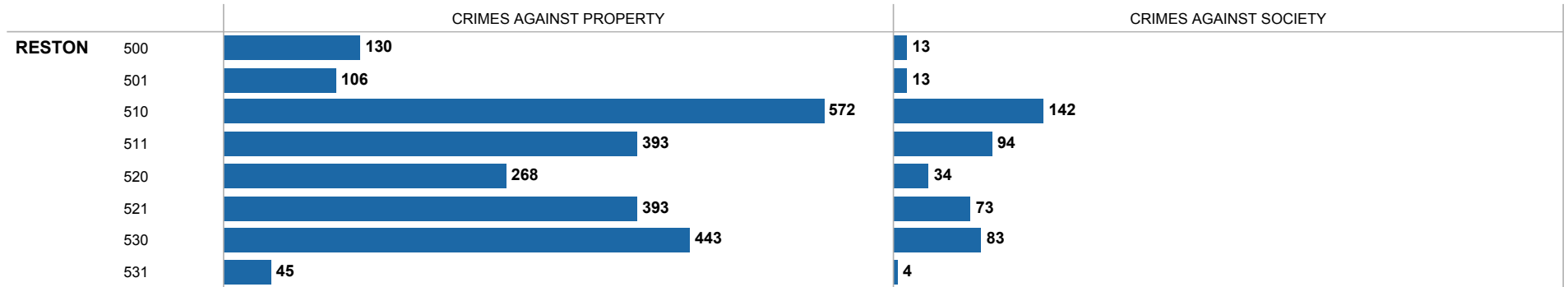
Station	CRIMES AGAINST:	IBR CATEGORY	2013	2014
RESTON	CRIMES AGAINST PROPERTY	ARSON	5	2
		BRIBERY		1
		BURGLARY/BREAKING & ENTERING	108	87
		COUNTERFEITING/FORGERY	25	36
		DESTRUCTION/DAMAGE/VANDALISM OF PROPERTY	704	601
		EMBEZZLEMENT	21	11
		EXTORTION/BLACKMAIL	2	
		FRAUD OFFENSES	336	407
		LARCENY/THEFT OFFENSES	1,236	1,119
		MOTOR VEHICLE THEFT	48	59
		ROBBERY	37	23
		STOLEN PROPERTY OFFENSES	4	5
		CRIMES AGAINST SOCIETY	DRUG/NARCOTIC OFFENSES	413
GAMBLING OFFENSES			1	
PORNOGRAPHY/OBSCENE MATERIAL	4		8	
PROSTITUTION OFFENSES	3		21	
WEAPON LAW VIOLATIONS	59		33	
Total			3,005	2,807





FPCPD GROUP A IBR OFFENSE STATISTICS

RESTON DISTRICT - 2014 BREAKDOWN by PATROL AREA



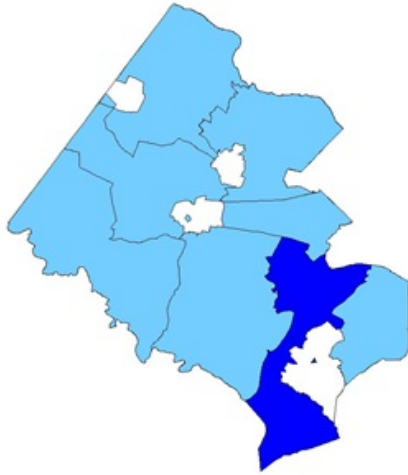
CRIMES AGAINST:	IBR CATEGORY	2014 RESTON							
		500	501	510	511	520	521	530	531
CRIMES AGAINST PROPERTY	ARSON			1	1				
	BRIBERY			1					
	BURGLARY/BREAKING & ENTERING	2	8	17	21	12	18	7	2
	COUNTERFEITING/FORGERY	3	2	10	5	8	5	2	1
	DESTRUCTION/DAMAGE/VANDALISM OF PROPERTY	27	16	122	110	109	95	113	8
	EMBEZZLEMENT		3	6				1	1
	FRAUD OFFENSES	58	40	115	60	40	36	39	19
	LARCENY/THEFT OFFENSES	37	37	282	182	92	214	260	15
	MOTOR VEHICLE THEFT	2		11	11	6	14	15	
	ROBBERY	1		7	3	1	9	2	
	STOLEN PROPERTY OFFENSES							1	4
CRIMES AGAINST SOCIETY	DRUG/NARCOTIC OFFENSES	10	12	133	87	26	50	72	3
	GAMBLING OFFENSES	1							
	PORNOGRAPHY/OBSCENE MATERIAL	2		1		2	1	1	1
	PROSTITUTION OFFENSES			3			18		
	WEAPON LAW VIOLATIONS		1	5	7	6	4	10	
Grand Total		143	119	714	487	302	466	526	49

IBR Offenses above exclude those with a disposition of Unfounded and those where the Patrol Area indicated on the report fell outside of the indicated district boundaries.

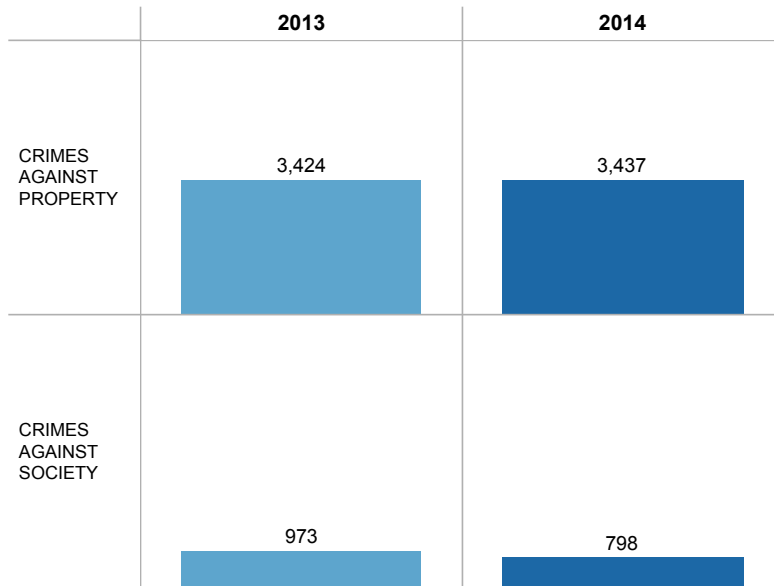


FCPD GROUP A IBR OFFENSE STATISTICS

FRANCONIA DISTRICT



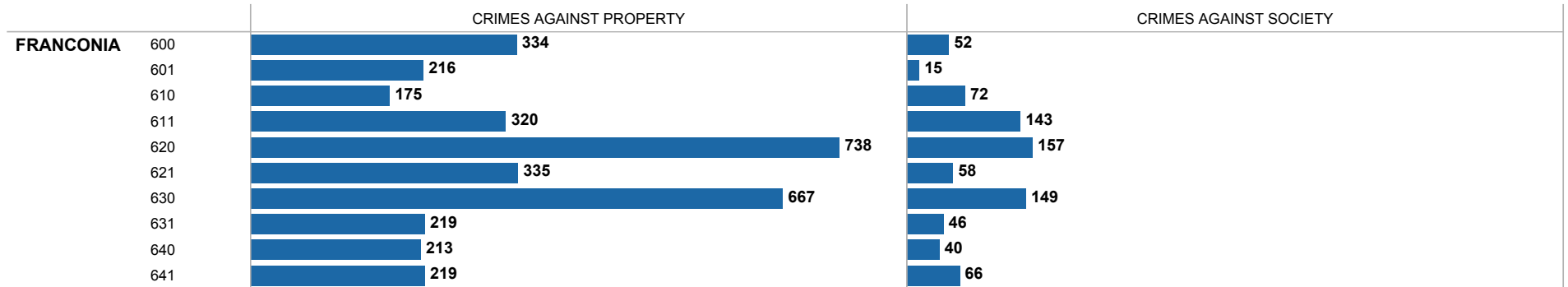
Station	CRIMES AGAINST:	IBR CATEGORY	2013	2014	
FRANCONIA	CRIMES AGAINST PROPERTY	ARSON	7	7	
		BRIBERY		1	
		BURGLARY/BREAKING & ENTERING	126	93	
		COUNTERFEITING/FORGERY	66	78	
		DESTRUCTION/DAMAGE/VANDALISM OF PROPERTY	823	773	
		EMBEZZLEMENT	39	65	
		EXTORTION/BLACKMAIL		3	
		FRAUD OFFENSES	353	479	
		LARCENY/THEFT OFFENSES	1,834	1,780	
		MOTOR VEHICLE THEFT	120	109	
		ROBBERY	50	44	
		STOLEN PROPERTY OFFENSES	6	5	
		CRIMES AGAINST SOCIETY	DRUG/NARCOTIC OFFENSES	880	722
		PORNOGRAPHY/OBSCENE MATERIAL	8	7	
PROSTITUTION OFFENSES	15	7			
WEAPON LAW VIOLATIONS	70	62			
Total			4,397	4,235	





FPCPD GROUP A IBR OFFENSE STATISTICS

FRANCONIA DISTRICT - 2014 BREAKDOWN by PATROL AREA



		2014 FRANCONIA									
CRIMES AGAINST:	IBR CATEGORY	600	601	610	611	620	621	630	631	640	641
CRIMES AGAINST PROPERTY	ARSON	1	1		2	3					
	BRIBERY				1						
	BURGLARY/BREAKING & ENTERING	15	10	4	11	11	19	10	1	7	5
	COUNTERFEITING/FORGERY	8	1	12	11	20	4	11	4	2	5
	DESTRUCTION/DAMAGE/VANDALISM OF PROPERTY	91	59	59	88	127	92	79	48	69	61
	EMBEZZLEMENT	4	3	2		26	2	18	1	7	2
	EXTORTION/BLACKMAIL				1			2			
	FRAUD OFFENSES	49	35	22	31	80	60	104	37	31	30
	LARCENY/THEFT OFFENSES	156	95	66	161	438	139	427	115	82	100
	MOTOR VEHICLE THEFT	5	9	8	5	19	17	13	11	10	12
	ROBBERY	4	3	2	8	12	2	2	2	5	4
	STOLEN PROPERTY OFFENSES	1			1	2		1			
CRIMES AGAINST SOCIETY	DRUG/NARCOTIC OFFENSES	45	10	66	136	141	55	136	40	37	56
	PORNOGRAPHY/OBSCENE MATERIAL	1				4		1	1		
	PROSTITUTION OFFENSES			3	1	3					
	WEAPON LAW VIOLATIONS	6	5	3	6	9	3	12	5	3	10
Grand Total		386	231	247	463	895	393	816	265	253	285

IBR Offenses above exclude those with a disposition of Unfounded and those where the Patrol Area indicated on the report fell outside of the indicated district boundaries.

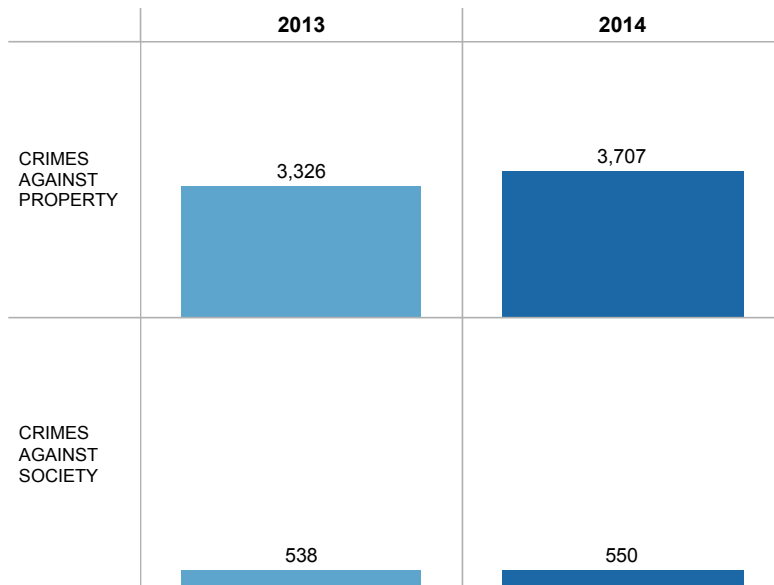


FCPD GROUP A IBR OFFENSE STATISTICS

WEST SPRINGFIELD DISTRICT



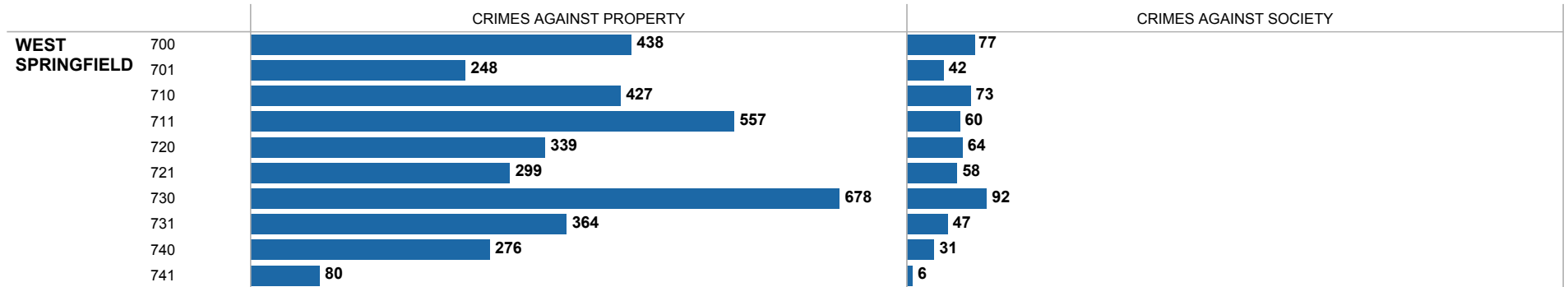
Station	CRIMES AGAINST:	IBR CATEGORY	2013	2014	
WEST SPRINGFIELD	CRIMES AGAINST PROPERTY	ARSON	3	6	
		BURGLARY/BREAKING & ENTERING	125	134	
		COUNTERFEITING/FORGERY	35	38	
		DESTRUCTION/DAMAGE/VANDALISM OF PROPERTY	997	970	
		EMBEZZLEMENT	19	19	
		EXTORTION/BLACKMAIL	3	3	
		FRAUD OFFENSES	486	592	
		LARCENY/THEFT OFFENSES	1,535	1,780	
		MOTOR VEHICLE THEFT	81	124	
		ROBBERY	31	37	
		STOLEN PROPERTY OFFENSES	11	4	
		CRIMES AGAINST SOCIETY	DRUG/NARCOTIC OFFENSES	470	472
			PORNOGRAPHY/OBSCENE MATERIAL	22	25
PROSTITUTION OFFENSES	3				
WEAPON LAW VIOLATIONS	43		53		
Total			3,864	4,257	





FPCPD GROUP A IBR OFFENSE STATISTICS

WEST SPRINGFIELD DISTRICT - 2014 BREAKDOWN by PATROL AREA



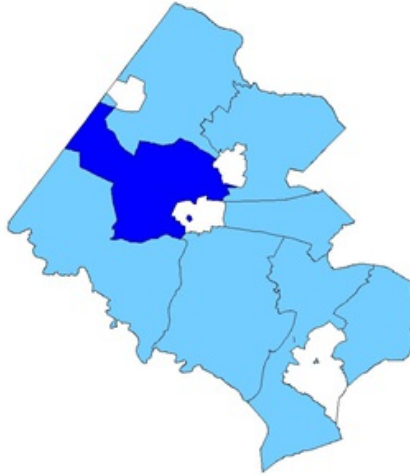
		2014 WEST SPRINGFIELD									
CRIMES AGAINST:	IBR CATEGORY	700	701	710	711	720	721	730	731	740	741
CRIMES AGAINST PROPERTY	ARSON		1	2	1			1		1	
	BURGLARY/BREAKING & ENTERING	23	13	14	14	6	13	21	13	11	6
	COUNTERFEITING/FORGERY	4		5	4	4	5	8	1	6	1
	DESTRUCTION/DAMAGE/VANDALISM OF PROPERTY	154	62	93	151	114	79	162	73	63	19
	EMBEZZLEMENT		1	3	2	3	1	8	1		
	EXTORTION/BLACKMAIL				2						1
	FRAUD OFFENSES	34	42	76	59	48	58	118	89	46	21
	LARCENY/THEFT OFFENSES	180	119	224	311	153	130	328	176	128	31
	MOTOR VEHICLE THEFT	29	8	6	9	7	7	27	10	19	2
	ROBBERY	14	2	4	3	4	6	3	1		
	STOLEN PROPERTY OFFENSES				1			2		1	
CRIMES AGAINST SOCIETY	DRUG/NARCOTIC OFFENSES	71	36	62	52	56	49	74	42	24	6
	PORNOGRAPHY/OBSCENE MATERIAL	1	1	8	5	2	2	3	1	2	
	WEAPON LAW VIOLATIONS	5	5	3	3	6	7	15	4	5	
Grand Total		515	290	500	617	403	357	770	411	307	86

IBR Offenses above exclude those with a disposition of Unfounded and those where the Patrol Area indicated on the report fell outside of the indicated district boundaries.

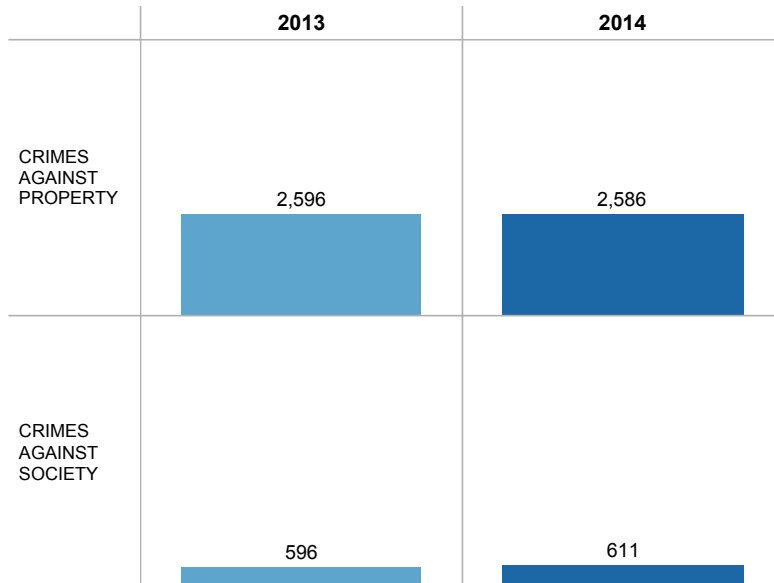


FPCPD GROUP A IBR OFFENSE STATISTICS

FAIR OAKS DISTRICT



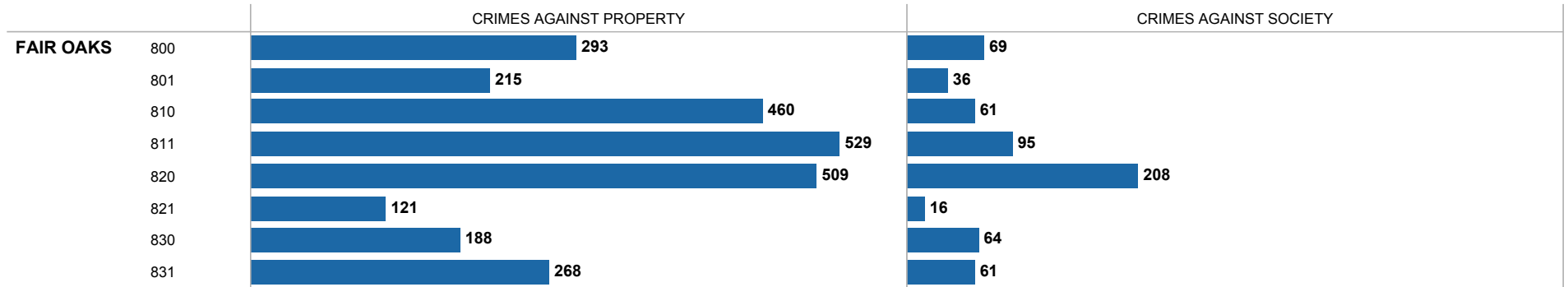
Station	CRIMES AGAINST:	IBR CATEGORY	2013	2014	
FAIR OAKS	CRIMES AGAINST PROPERTY	ARSON	3	5	
		BRIBERY	1		
		BURGLARY/BREAKING & ENTERING	87	81	
		COUNTERFEITING/FORGERY	46	58	
		DESTRUCTION/DAMAGE/VANDALISM OF PROPERTY	572	538	
		EMBEZZLEMENT	43	36	
		EXTORTION/BLACKMAIL	3	4	
		FRAUD OFFENSES	369	416	
		LARCENY/THEFT OFFENSES	1,388	1,383	
		MOTOR VEHICLE THEFT	56	45	
		ROBBERY	22	15	
		STOLEN PROPERTY OFFENSES	6	5	
		CRIMES AGAINST SOCIETY	DRUG/NARCOTIC OFFENSES	484	492
			GAMBLING OFFENSES	4	5
PORNOGRAPHY/OBSCENE MATERIAL	54		27		
PROSTITUTION OFFENSES	24		68		
WEAPON LAW VIOLATIONS	30		19		
Total			3,192	3,197	





FPCPD GROUP A IBR OFFENSE STATISTICS

FAIR OAKS DISTRICT - 2014 BREAKDOWN by PATROL AREA



CRIMES AGAINST: IBR CATEGORY	2014 FAIR OAKS							
	800	801	810	811	820	821	830	831
CRIMES AGAINST PROPERTY								
ARSON	3		1	1				
BURGLARY/BREAKING & ENTERING	17	12	9	13	8	7	6	9
COUNTERFEITING/FORGERY	6	5	6	11	25	1		3
DESTRUCTION/DAMAGE/VANDALISM OF PROPERTY	77	35	129	89	50	29	53	76
EMBEZZLEMENT	3	5	7	3	16	1	1	
EXTORTION/BLACKMAIL		2			2			
FRAUD OFFENSES	48	40	84	81	60	33	29	40
LARCENY/THEFT OFFENSES	124	112	216	322	342	47	88	131
MOTOR VEHICLE THEFT	14	4	3	5	3	3	8	5
ROBBERY	1		4	2	1		3	4
STOLEN PROPERTY OFFENSES			1	2	2			
CRIMES AGAINST SOCIETY								
DRUG/NARCOTIC OFFENSES	37	34	58	86	143	15	61	57
GAMBLING OFFENSES					5			
PORNOGRAPHY/OBSCENE MATERIAL			2	1	21		2	1
PROSTITUTION OFFENSES	30			2	36			
WEAPON LAW VIOLATIONS	2	2	1	6	3	1	1	3
Grand Total	362	251	521	624	717	137	252	329

IBR Offenses above exclude those with a disposition of Unfounded and those where the Patrol Area indicated on the report fell outside of the indicated district boundaries.



FCPD GROUP A IBR OFFENSE STATISTICS

OTHER - NO DISTRICT INDICATED ON REPORT

**NO
STATION
INDICATED**

Station	CRIMES AGAINST:	IBR CATEGORY	2013	2014	
NONE INDICATED	CRIMES AGAINST PROPERTY	BURGLARY/BREAKING & ENTERING	2	4	
		COUNTERFEITING/FORGERY	8	6	
		DESTRUCTION/DAMAGE/VANDALISM OF PROPERTY	37	30	
		EMBEZZLEMENT	2	1	
		FRAUD OFFENSES	31	35	
		LARCENY/THEFT OFFENSES	97	91	
		MOTOR VEHICLE THEFT	7	5	
		ROBBERY	5	3	
		STOLEN PROPERTY OFFENSES	1	2	
		CRIMES AGAINST SOCIETY	DRUG/NARCOTIC OFFENSES	381	238
		GAMBLING OFFENSES	7	3	
PORNOGRAPHY/OBSCENE MATERIAL	5	1			
PROSTITUTION OFFENSES	4	6			
WEAPON LAW VIOLATIONS	12	7			
Total			599	432	

	2013	2014
CRIMES AGAINST PROPERTY	190	177
CRIMES AGAINST SOCIETY	409	255



FPCPD GROUP A IBR OFFENSE STATISTICS

2013 Case Status & Closure Rates

The following Group A offense "closed" status and "closure rates" are based on case disposition at the time of publishing. Closed status includes the following disposition types: Closures by Arrest, Exceptional closures and Service closures for all founded offenses. Exceptional closures include those where investigative efforts for a crime committed result in circumstances where it is beyond police means to make an arrest. Service closures include those where investigative efforts determine that there was no crime committed. Closure rates are calculated based on the percentage of "closed" dispositions in comparison to the overall number of reported offenses in each category. The number of offenses includes both those where the offender attempted an offense and those where the offender completed the offense. The calendar year included represents the year in which the crime was reported.

2013 GROUP A CASE STATUS				2013 GROUP A CLOSURE RATES	
IBR CATEGORY	2013		Total	IBR CATEGORY	2013
	ACTIVE	CLOSED			CLOSED
ARSON	21	11	32	ARSON	34.38%
ASSAULT OFFENSES	2,332	4,433	6,765	ASSAULT OFFENSES	65.53%
BRIBERY		3	3	BRIBERY	100.00%
BURGLARY/BREAKING & ENTERING	632	439	1,071	BURGLARY/BREAKING & ENTERING	40.99%
COUNTERFEITING/FORGERY	163	255	418	COUNTERFEITING/FORGERY	61.00%
DESTRUCTION/DAMAGE/VANDALISM OF PROPERTY	5,279	959	6,238	DESTRUCTION/DAMAGE/VANDALISM OF PROPERTY	15.37%
DRUG/NARCOTIC OFFENSES	1,025	4,016	5,041	DRUG/NARCOTIC OFFENSES	79.67%
EMBEZZLEMENT	51	248	299	EMBEZZLEMENT	82.94%
EXTORTION/BLACKMAIL	6	10	16	EXTORTION/BLACKMAIL	62.50%
FRAUD OFFENSES	2,518	452	2,970	FRAUD OFFENSES	15.22%
GAMBLING OFFENSES	9	8	17	GAMBLING OFFENSES	47.06%
HOMICIDE OFFENSES	2	6	8	HOMICIDE OFFENSES	75.00%
KIDNAPPING/ABDUCTION	25	92	117	KIDNAPPING/ABDUCTION	78.63%
LARCENY/THEFT OFFENSES	9,631	4,046	13,677	LARCENY/THEFT OFFENSES	29.58%
MOTOR VEHICLE THEFT	509	247	756	MOTOR VEHICLE THEFT	32.67%
PORNOGRAPHY/OBSCENE MATERIAL	45	94	139	PORNOGRAPHY/OBSCENE MATERIAL	67.63%
PROSTITUTION OFFENSES	7	123	130	PROSTITUTION OFFENSES	94.62%
ROBBERY	250	161	411	ROBBERY	39.17%
SEX OFFENSES, FORCIBLE	127	175	302	SEX OFFENSES, FORCIBLE	57.95%
SEX OFFENSES, NONFORCIBLE	2	6	8	SEX OFFENSES, NONFORCIBLE	75.00%
STOLEN PROPERTY OFFENSES	5	51	56	STOLEN PROPERTY OFFENSES	91.07%
WEAPON LAW VIOLATIONS	169	267	436	WEAPON LAW VIOLATIONS	61.24%
Total	22,808	16,102	38,910	Total	41.38%



FPCPD GROUP A IBR OFFENSE STATISTICS

2014 Case Status & Closure Rates

The following Group A offense "closed" status and "closure rates" are based on case disposition at the time of publishing. Closed status includes the following disposition types: Closures by Arrest, Exceptional closures and Service closures for all founded offenses. Exceptional closures include those where investigative efforts for a crime committed result in circumstances where it is beyond police means to make an arrest. Service closures include those where investigative efforts determine that there was no crime committed. Closure rates are calculated based on the percentage of "closed" dispositions in comparison to the overall number of reported offenses in each category. The number of offenses includes both those where the offender attempted an offense and those where the offender completed the offense. The calendar year included represents the year in which the crime was reported.

2014 GROUP A CASE STATUS				2014 GROUP A CLOSURE RATES	
IBR CATEGORY	2014		Total	IBR CATEGORY	2014
	ACTIVE	CLOSED			CLOSED
ARSON	22	10	32	ARSON	31.25%
ASSAULT OFFENSES	2,268	4,209	6,477	ASSAULT OFFENSES	64.98%
BRIBERY	1	1	2	BRIBERY	50.00%
BURGLARY/BREAKING & ENTERING	628	286	914	BURGLARY/BREAKING & ENTERING	31.29%
COUNTERFEITING/FORGERY	292	214	506	COUNTERFEITING/FORGERY	42.29%
DESTRUCTION/DAMAGE/VANDALISM OF PROPERTY	5,214	835	6,049	DESTRUCTION/DAMAGE/VANDALISM OF PROPERTY	13.80%
DRUG/NARCOTIC OFFENSES	946	3,503	4,449	DRUG/NARCOTIC OFFENSES	78.74%
EMBEZZLEMENT	65	249	314	EMBEZZLEMENT	79.30%
EXTORTION/BLACKMAIL	14	4	18	EXTORTION/BLACKMAIL	22.22%
FRAUD OFFENSES	3,316	432	3,748	FRAUD OFFENSES	11.53%
GAMBLING OFFENSES	6	5	11	GAMBLING OFFENSES	45.45%
HOMICIDE OFFENSES	3	7	10	HOMICIDE OFFENSES	70.00%
KIDNAPPING/ABDUCTION	24	92	116	KIDNAPPING/ABDUCTION	79.31%
LARCENY/THEFT OFFENSES	9,273	3,889	13,162	LARCENY/THEFT OFFENSES	29.55%
MOTOR VEHICLE THEFT	499	233	732	MOTOR VEHICLE THEFT	31.83%
PORNOGRAPHY/OBSCENE MATERIAL	33	75	108	PORNOGRAPHY/OBSCENE MATERIAL	69.44%
PROSTITUTION OFFENSES	3	163	166	PROSTITUTION OFFENSES	98.19%
ROBBERY	254	146	400	ROBBERY	36.50%
SEX OFFENSES, FORCIBLE	104	143	247	SEX OFFENSES, FORCIBLE	57.89%
SEX OFFENSES, NONFORCIBLE	1	5	6	SEX OFFENSES, NONFORCIBLE	83.33%
STOLEN PROPERTY OFFENSES	15	41	56	STOLEN PROPERTY OFFENSES	73.21%
WEAPON LAW VIOLATIONS	186	236	422	WEAPON LAW VIOLATIONS	55.92%
Total	23,167	14,778	37,945	Total	38.95%