



FAIRFAX COUNTY POLICE DEPARTMENT STATISTICAL REPORT

CALLS FOR SERVICE

CALENDAR YEARS: 2014 AND 2015



Published March 2016



FAIRFAX COUNTY POLICE DEPARTMENT STATISTICAL REPORT

CALLS FOR SERVICE

-SERVICES RENDERED FOR COMMUNITY MEMBER
CALLS AND OFFICER INITIATED CALLS-

CALENDAR YEARS 2014 AND 2015

FCPD CALLS FOR SERVICE STATISTICS INCLUDE

CALLS FOR SERVICE - METHODOLOGY
CALLS FOR SERVICE - COUNTYWIDE BREAKDOWN
AVERAGE RESPONSE TIMES BY PRIORITY AND STATION
PRIORITY 1 AVERAGE RESPONSE TIMES BY HOUR BLOCKS



Published: March 2016



FAIRFAX COUNTY POLICE DEPARTMENT CALLS FOR SERVICE

The Fairfax County Police Department gathers **Calls for Service** statistical data based on the date the call is entered into the FCPD Records Management System.

There are three main categories of **Calls for Service** included in the number of Calls for Service for which FCPD has rendered service: Criminal, Service, and Traffic.

This report represents the Fairfax County Police Department's **Calls for Service** whether generated by community member calls or self-initiation on the part of the officer. Calls for Service captured in this report include all dispositions whether Founded or Unfounded and excludes those with a description of Null or Miscellaneous.

CALLS FOR SERVICE CATEGORIES

Calls for Service may include the following:

CRIMINAL CALLS FOR SERVICE:

Alcohol Beverage Control Violation, Abduction, Assault with Weapon, Bait Vehicle Incident, Bomb Threat, Burglary, Destruction of Property, Disorderly Conduct, Domestic Violence, Driving While Intoxicated, Drunk in Public, Escape from Police Custody, Explosive Device, Fight, Firefighter in Immediate Danger, Forgery, Fraud, Graffiti, Identity Theft, Juvenile Case: Child Abuse, Larceny, Loitering, Loud Party, Missile Into Occupied Dwelling/Vehicle, Murder, Narcotics Event, Noise Violation, Officer in Immediate Danger, Peeping, Prowler, Related to Financial Crimes, Robbery, Sex Offense, Shoplifting with Apprehension, Simple Assault, Solicitor Violation, Subject Pursuit, Telephone Harassment, Trespassing, Unlawful Entry, Vehicle Stolen/Recovery, Vehicle Tampering, Vehicle: Unauthorized Use, Vice Event, Weapon Discharge/Brandishing

SERVICE CALLS FOR SERVICE:

Aircraft Crash/Emergency, Alarm, Animal Case, Animal Destruction, Biohazard Event, Civil Dispute, Critical Missing Person, Dead On Arrival/CPR in Progress, Domestic Dispute, Drowning, Emotionally Disturbed Person, Escort, Fire Assistance, Inspection: Code Compliance, Juvenile Case: Non-Specific, Juvenile Runaway, Lock Out, Lost/Found Property, Mental Patient Transport, Metro Train/Rail Emergency, Missing Adult, Missing Juvenile, Mobile Security Device, Notification: Dead Bird – West Nile, Open Door/Window, Organized Crimes Event, Overdose, Public Service, Pursuit, River Rescue, School Crossing, Service: Fire at the Jail, Stake Out, Subject Stop, Suicide, Suicide Attempt, Suicide Threat, Suspicious Event, Suspicious Noise, Suspicious Person, Suspicious Vehicle, Unknown Situation/Call for Help, Vessel Assistance – Marine Patrol, Vessel Stop, Warrant Service, Weapons of Mass Destruction

TRAFFIC CALLS FOR SERVICE:

Abandoned Vehicle, Accident, Accident Non-DMV Reportable, Disabled/Stranded Motorist, Fatal Accident, Fire Department Vehicle Accident, Hazard in Roadway, Inoperative Vehicle on Private Property, Parking Violation, Road Check, Traffic Complaint/Violation, Traffic Control, Traffic Enhancement, Traffic Pursuit, Traffic Stop, Train Accident or Fire

Statistics for CY2014 used in this report may differ from those published in 2014 reports. Additional cases were reclassified as they were under active on-going investigations after the CY2014 was published. This may include status changes to initial offenses and reclassification of offense titles from the initial date reported.

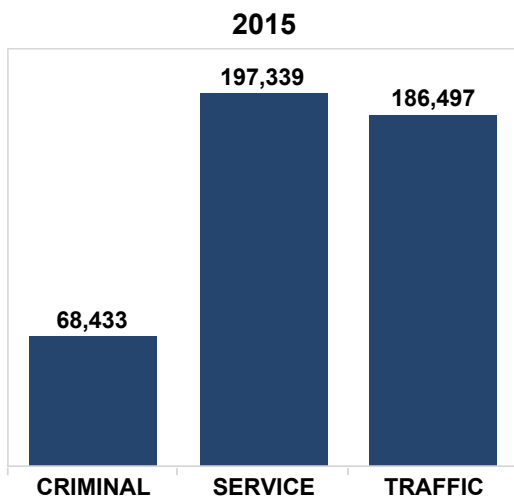
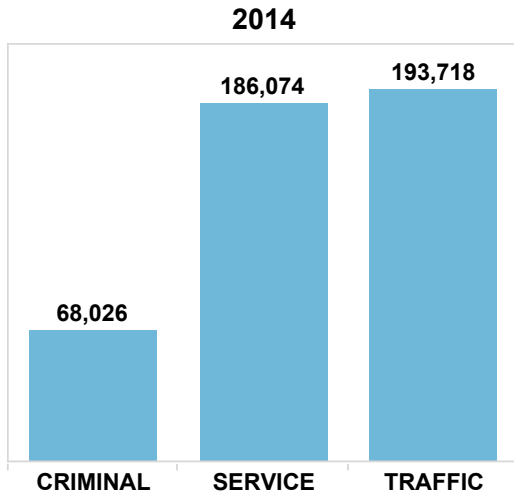



FPCPD CALLS FOR SERVICE

The Fairfax County Police Department Calls for Service statistics below are based on requests for police service as received by the call taker for community member calls and/or by the primary officer for officer-initiated calls. Calls for Service are tabulated by year based on the year of the date the call was entered.

The below Calls for Service data excludes any calls with event descriptions of Miscellaneous Complaint and Null.

CALLS FOR SERVICE



2014 CALLS FOR SERVICE BY STATION AND TYPE

	2014			Grand Total
	CRIMINAL	SERVICE	TRAFFIC	
SULLY	6,047	16,042	19,386	41,475
MT VERNON	10,376	23,681	20,450	54,507
MCLEAN	8,971	24,111	24,894	57,976
MASON	9,482	22,430	23,847	55,759
RESTON	6,678	20,680	16,446	43,804
FRANCONIA	9,055	23,754	30,036	62,845
WEST SPRINGFIELD	8,893	24,857	23,678	57,428
FAIR OAKS	7,299	22,494	21,827	51,620
*OTHER	1,225	8,025	13,154	22,404
TOTAL	68,026	186,074	193,718	447,818

2015 CALLS FOR SERVICE BY STATION AND TYPE

	2015			Total
	CRIMINAL	SERVICE	TRAFFIC	
SULLY	5,756	16,836	18,536	41,128
MT VERNON	10,297	24,612	21,767	56,676
MCLEAN	9,317	26,113	24,139	59,569
MASON	9,592	24,225	22,547	56,364
RESTON	6,856	22,335	18,579	47,770
FRANCONIA	9,687	25,680	25,787	61,154
WEST SPRINGFIELD	8,816	26,173	24,272	59,261
FAIR OAKS	7,132	23,131	22,801	53,064
*OTHER	980	8,234	8,069	17,283
TOTAL	68,433	197,339	186,497	452,269

*OTHER indicates non-Patrol District Stations such as Administrative Bureau, Criminal Investigation Bureau, Information Technology Bureau, Internal Affairs Bureau, Operations Support Bureau, Planning & Research Bureau, Public Affairs Bureau, and Resource Management Bureau.

FICPD AVERAGE RESPONSE TIMES

RESPONSE TIMES BY PRIORITY AND STATION

Response Time indicates the length of time elapsed (in minutes) from the time a call was entered by DPSC to the arrival of the (first) officer on scene.

Priority 1:

A life threatening event is occurring or has occurred.

Priority 2:

An event of serious threat to property or public order or the possibility of escalating to life threatening exists.

Priority 3:

An event presents a threat to public safety or convenience.

Response times have been filtered to exclude those responses with indicated values equal to or greater than 65 minutes. This exclusion accounts for outlier values created when the first responding officer's time of arrival on scene has not been captured in a given event.

NOTE: Priority 4-9 events are not included in this data because the call nature may be associated with on-line reporting. This can create a skewed data representation of a longer response time.

STATION	2014			AVERAGE RESPONSE TIME BY STATION
	PRIORITY 1	PRIORITY 2	PRIORITY 3	
SULLY	7.0	7.8	7.0	7.3
MT VERNON	4.4	5.7	5.9	5.3
MCLEAN	4.8	7.7	7.9	6.8
MASON	4.7	6.7	7.2	6.2
RESTON	5.2	7.6	8.1	7.0
FRANCONIA	4.6	6.8	5.5	5.6
WEST SPRINGFIELD	6.1	8.3	9.2	7.9
FAIR OAKS	5.9	8.1	7.8	7.3
*OTHER	2.6	1.9	0.5	1.7
AVERAGE RESPONSE TIME BY PRIORITY	5.0	6.7	6.6	6.1

STATION	2015			AVERAGE RESPONSE TIME BY STATION
	PRIORITY 1	PRIORITY 2	PRIORITY 3	
SULLY	5.9	8.4	7.9	7.4
MT VERNON	3.2	5.7	5.9	5.0
MCLEAN	4.8	7.7	8.1	6.9
MASON	4.2	6.4	7.8	6.1
RESTON	5.3	7.8	8.1	7.0
FRANCONIA	4.5	6.6	6.4	5.8
WEST SPRINGFIELD	6.0	8.8	9.4	8.1
FAIR OAKS	6.1	8.6	8.4	7.7
*OTHER	2.7	5.8	1.1	3.2
AVERAGE RESPONSE TIME BY PRIORITY	4.7	7.3	7.0	6.4

*OTHER indicates non-Patrol District Stations such as Administrative Bureau, Criminal Investigation Bureau, Information Technology Bureau, Internal Affairs Bureau, Operations Support Bureau, Planning & Research Bureau, Public Affairs Bureau, and Resource Management Bureau.



FPCPD AVERAGE RESPONSE TIMES

PRIORITY 1 RESPONSE TIMES BY HOUR BLOCK

Response Time indicates the length of time elapsed (in minutes) from the time a call was entered by DPSC to the arrival of the (first) officer on scene.

Priority 1:
A life threatening event is occurring or has occurred.

Response times have been filtered to exclude those responses with indicated values equal to or greater than 65 minutes. This exclusion accounts for outlier values created when the first responding officer's time of arrival on scene has not been captured in a given event.

STATION	2014						BY STATION
	0600-0959	1000-1359	1400-1759	1800-2159	2200-0159	0200-0559	
SULLY	4.1	4.0	5.6		4.2	4.0	4.4
MT VERNON	4.3	4.3	5.4	4.3	3.1	6.3	4.6
MCLEAN	4.3	5.5	6.3	4.1	4.2	3.1	4.6
MASON	5.7	5.6	5.0	5.3	3.4	3.2	4.7
RESTON	5.6	4.6	5.6	5.9	4.3	5.1	5.2
FRANCONIA	5.1	4.3	5.2	4.5	4.0	3.8	4.5
WEST SPRINGFIELD	7.1	5.1	11.3	4.6	3.1	4.0	5.9
FAIR OAKS	7.4	5.8	9.1	6.8	3.8	2.3	5.9
*OTHER	4.1	3.6		2.6	4.0	1.1	3.1
BY HOUR BLOCK	5.3	4.7	6.7	4.8	3.8	3.7	4.8

STATION	2015						BY STATION
	0600-0959	1000-1359	1400-1759	1800-2159	2200-0159	0200-0559	
SULLY	5.3	4.8	7.6	6.1	6.3	4.5	5.8
MT VERNON	3.5	4.9	3.6	3.2	2.5	2.5	3.4
MCLEAN	7.9	3.9	5.3	5.2	2.2	5.6	5.0
MASON	4.6	4.6	4.9	4.5	2.7	3.5	4.1
RESTON	0.9	5.8	5.7	6.3	4.5	5.2	4.7
FRANCONIA	5.3	5.7	4.8	4.3	3.4	4.4	4.6
WEST SPRINGFIELD	5.3	7.8	6.5	6.6	3.6	6.2	6.0
FAIR OAKS	4.2	9.4	6.4	7.1	3.8	3.7	5.8
*OTHER		1.2	9.4	1.7	2.5	2.0	3.4
BY HOUR BLOCK	4.6	5.3	6.0	5.0	3.5	4.2	4.8

*OTHER indicates non-Patrol District Stations such as Administrative Bureau, Criminal Investigation Bureau, Information Technology Bureau, Internal Affairs Bureau, Operations Support Bureau, Planning & Research Bureau, Public Affairs Bureau, and Resource Management Bureau.