



FAIRFAX COUNTY POLICE DEPARTMENT STATISTICAL REPORT

GROUP A IBR OFFENSES

CALENDAR YEARS: 2014 AND 2015



Published March 2016



FAIRFAX COUNTY POLICE DEPARTMENT STATISTICAL REPORT

GROUP A IBR OFFENSES

CALENDAR YEARS 2014 AND 2015

GROUP A IBR OFFENSES STATISTICS INCLUDE

**GROUP A IBR OFFENSES - METHODOLOGY
GROUP A IBR OFFENSES - CRIMES AGAINST PERSONS
GROUP A IBR OFFENSES - CRIMES AGAINST PROPERTY
GROUP A IBR OFFENSES - CRIMES AGAINST SOCIETY
GROUP A IBR OFFENSES - CASE STATUS AND CLOSURE RATES**



Published: March 2016



FAIRFAX COUNTY POLICE DEPARTMENT

GROUP A IBR OFFENSES

The Fairfax County Police Department gathers statistical data based on the Virginia State Police Uniform Crime Reporting Incident Based Reporting (IBR) system. Information relating to two different levels of offenses is collected by the IBR system. The most serious offenses are designated as Group "A" offenses; the less serious offenses are designated as Group "B" offenses. Group "A" offenses consist of 22 categories of crimes involving 46 different offenses; a maximum of 10 offenses per incident may be reported. Group "B" offenses consisting of 12 crime categories only require reporting arrest data and the identification of the case and reporting agency. IBR offenses are divided into three categories: "Crimes Against Persons," "Crimes Against Property," or "Crimes Against Society." Crimes Against Persons are those whose victims are individuals. The object of Crimes Against Property is to obtain money, property, or some other benefit. Crimes Against Society represent society's prohibition against engaging in certain types of activity. The use of named Districts indicates activity within the particular police district's geographical boundaries regardless of officer assignment. This data is not reflective of Board of Supervisor District boundaries.

This report represents the Fairfax County Police Department's Group A IBR Offenses.

Crimes Against Persons are calculated by the number of victims of reported offenses based on the date reported.

Crimes Against Property and Crimes Against Society are calculated by the number of reported offenses based on the date reported.

IBR Offenses captured in this report exclude those with a disposition of Unfounded.

NOTE: Statistics for CY2014 used in this report may differ from those published in 2014 reports. Additional cases were reclassified as they were under active on-going investigations after the CY2014 was published. This may include status changes to initial offenses and reclassification of offense titles from the initial date reported.

GROUP A IBR OFFENSE CATEGORIES

CRIMES AGAINST PERSONS:

Assault Offenses: *Aggravated Assault, Simple Assault, Intimidation*

Homicide Offenses: *Murder and Nonnegligent Manslaughter, Negligent Manslaughter*

Kidnapping/Abduction

Sex Offenses, Forcible: *Forcible Rape, Forcible Sodomy, Sexual Assault With An Object, Forcible Fondling*

Sex Offenses, Non-Forcible: *Incest, Statutory Rape*

CRIMES AGAINST SOCIETY:

Drug/Narcotic Offenses: *Drug/Narcotics Violations, Drug Equipment Violations*

Gambling Offenses: *Betting/Wagering, Operating/Promoting/Assisting Gambling, Gambling Equipment Violations, Sports Tampering*

Pornography/Obscene Material

Prostitution Offenses: *Prostitution, Assisting or Promoting Prostitution*

Weapons Law Violations

CRIMES AGAINST PROPERTY:

Arson

Bribery

Burglary/Breaking and Entering

Counterfeiting/Forgery

Destruction/Damage/Vandalism of Property

Embezzlement

Extortion/Blackmail

Fraud Offenses: *False Pretense/Swindle/Confidence Game, Credit Card/Automatic Teller Machine Fraud, Impersonation, Welfare Fraud, Wire Fraud*

Larceny/Theft Offenses: *Pocket-picking, Purse-snatching, Shoplifting, Theft from Building, Theft from Coin-Operated Machine or Device, Theft from Motor Vehicle, Theft of Motor Vehicle Parts or Accessories, All Other Larceny*

Motor Vehicle Theft

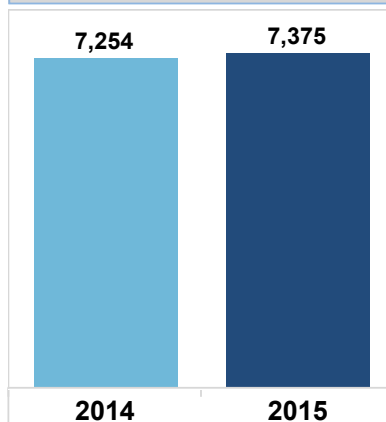
Robbery

Stolen Property Offenses



FCPD CRIMES AGAINST PERSONS ASSAULT OFFENSES

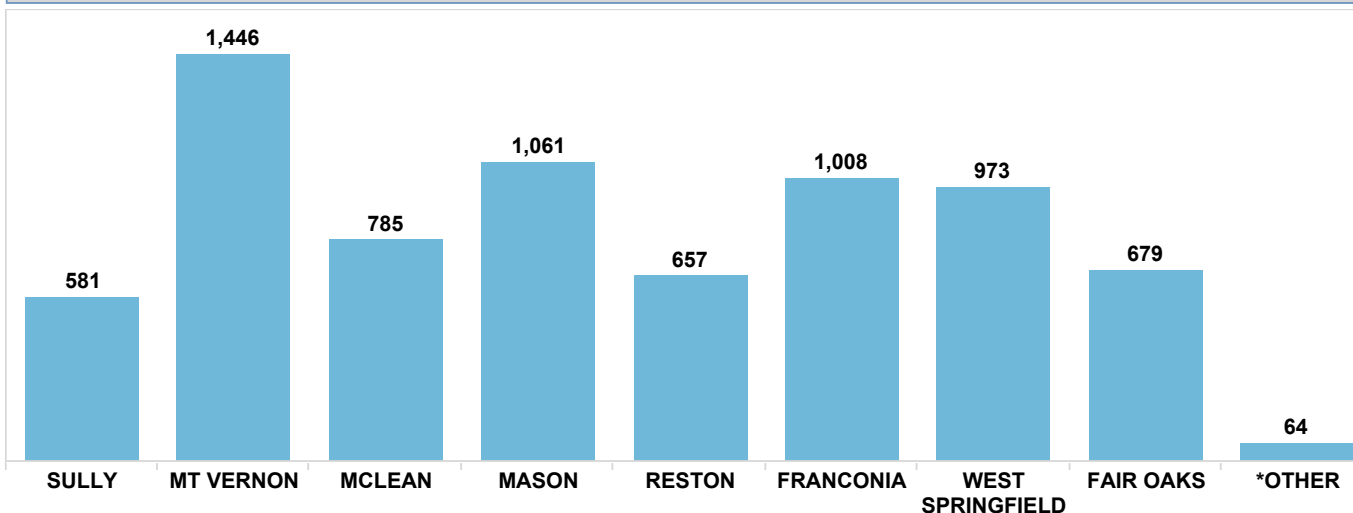
**ASSAULT VICTIMS
BY YEAR**



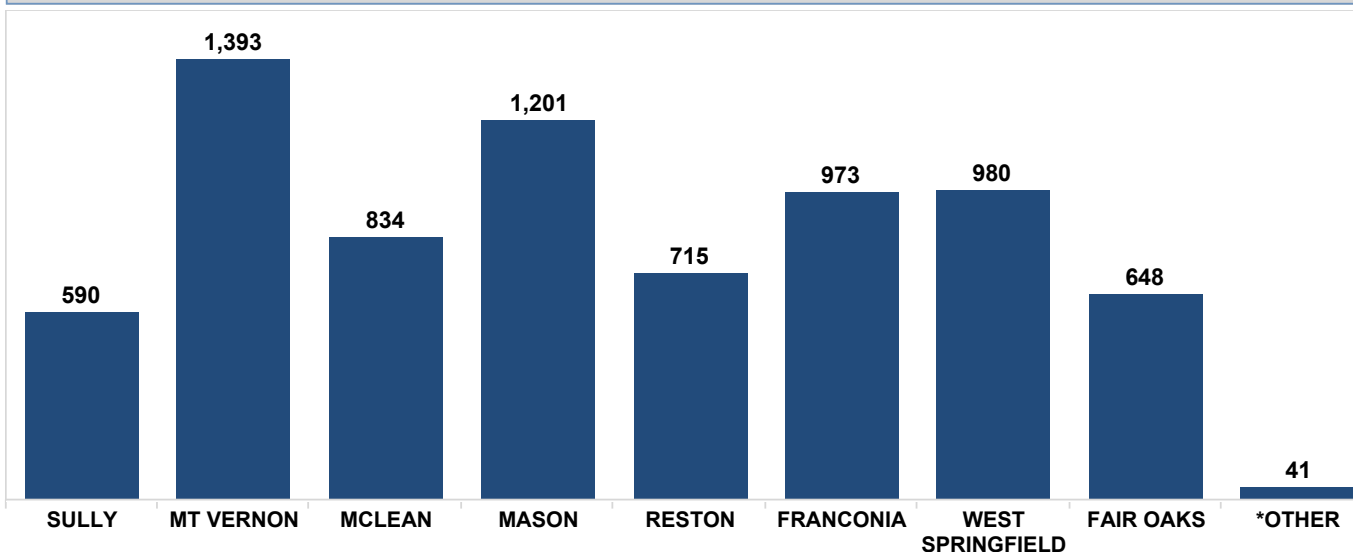
**ASSAULT VICTIMS BY
YEAR AND STATION**

| | 2014 | 2015 |
|------------------|-------|-------|
| SULLY | 581 | 590 |
| MT VERNON | 1,446 | 1,393 |
| MCLEAN | 785 | 834 |
| FAIR OAKS | 679 | 648 |
| MASON | 1,061 | 1,201 |
| RESTON | 657 | 715 |
| FRANCONIA | 1,008 | 973 |
| WEST SPRINGFIELD | 973 | 980 |
| *OTHER | 64 | 41 |
| Grand Total | 7,254 | 7,375 |

2014 ASSAULT VICTIMS



2015 ASSAULT VICTIMS

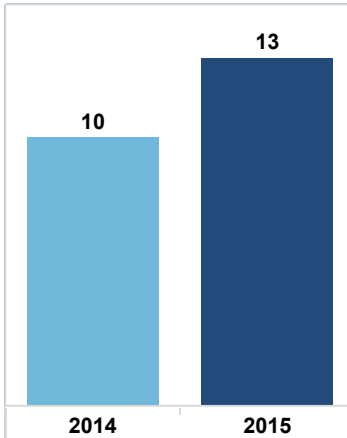


*OTHER indicates non-Patrol District Stations such as Administrative Support Bureau, Criminal Investigation Bureau, Internal Affairs Bureau, Operations Support Bureau, Planning & Research Bureau, Public Affairs Bureau, and Resource Management Bureau.



FCPD CRIMES AGAINST PERSONS HOMICIDE OFFENSES

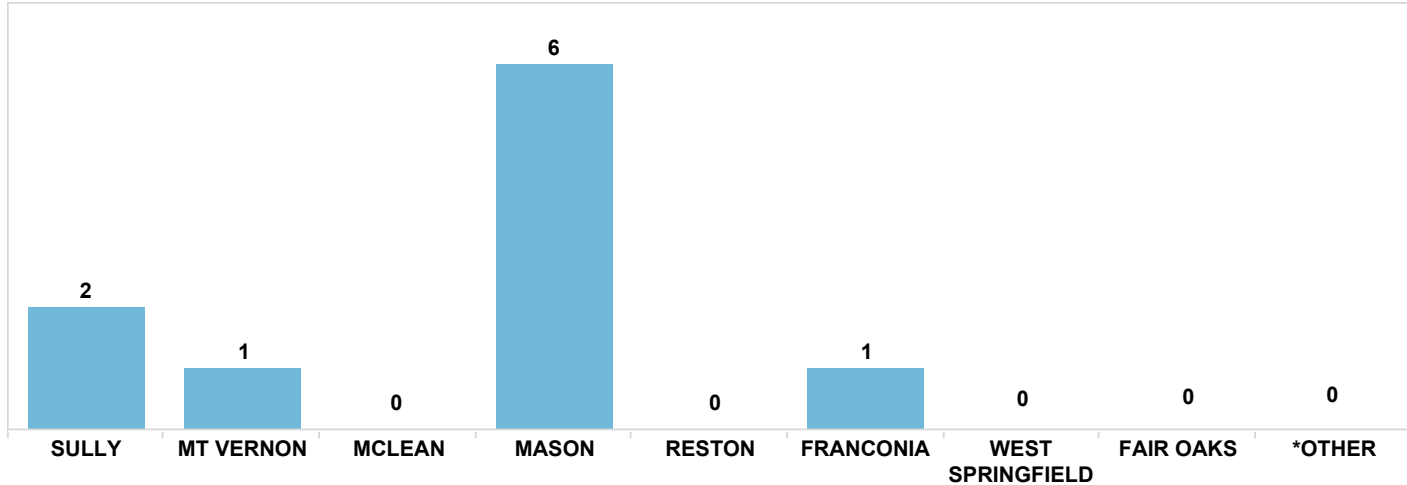
**HOMICIDE VICTIMS
BY YEAR**



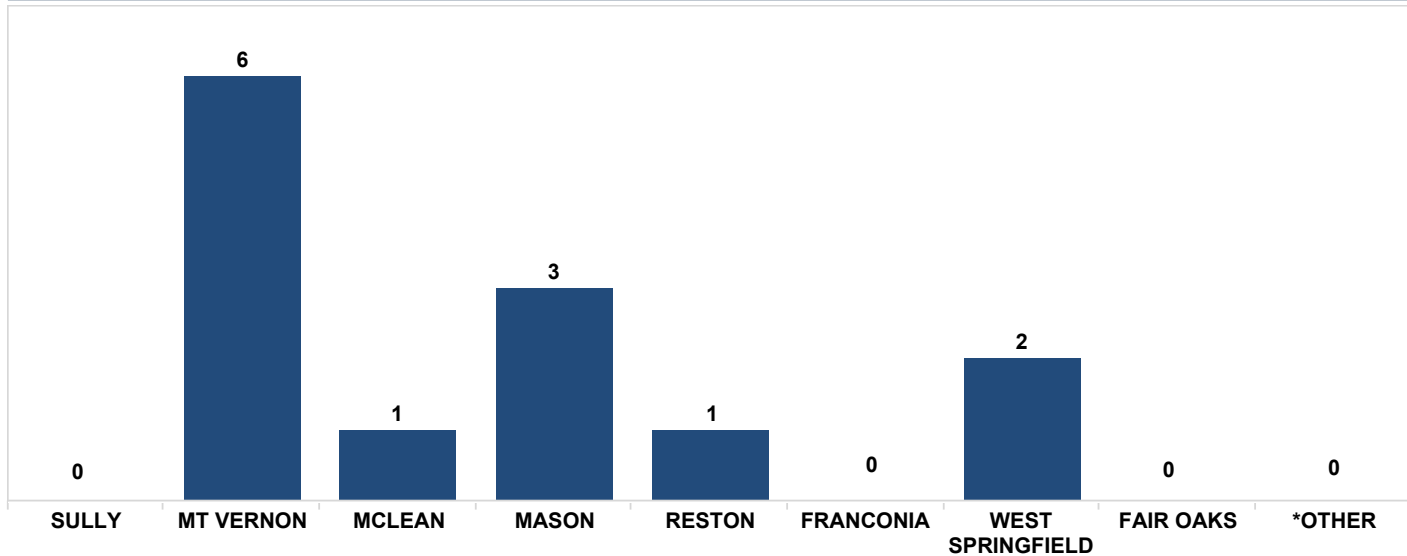
**HOMICIDE VICTIMS BY
YEAR AND STATION**

| | 2014 | 2015 |
|---------------------|-----------|-----------|
| SULLY | 2 | |
| MT VERNON | 1 | 6 |
| MCLEAN | | 1 |
| MASON | 6 | 3 |
| RESTON | | 1 |
| FRANCONIA | 1 | |
| WEST SPRINGFIELD | | 2 |
| FAIR OAKS | | |
| *OTHER | | |
| Grand Total | 10 | 13 |

2014 HOMICIDE VICTIMS



2015 HOMICIDE VICTIMS



*OTHER indicates non-Patrol District Stations such as Administrative Support Bureau, Criminal Investigation Bureau, Internal Affairs Bureau, Operations Support Bureau, Planning & Research Bureau, Public Affairs Bureau, and Resource Management Bureau.

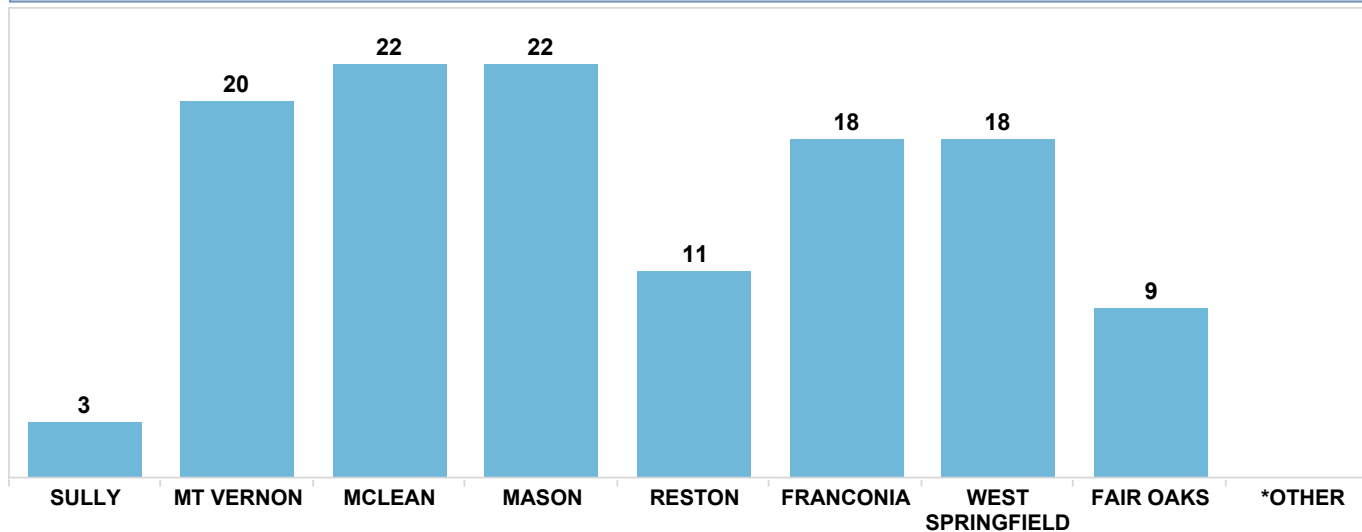


FCPD CRIMES AGAINST PERSONS KIDNAPPING/ABDUCTION OFFENSES

**KIDNAPPING/ABDUCTION
VICTIMS BY YEAR**



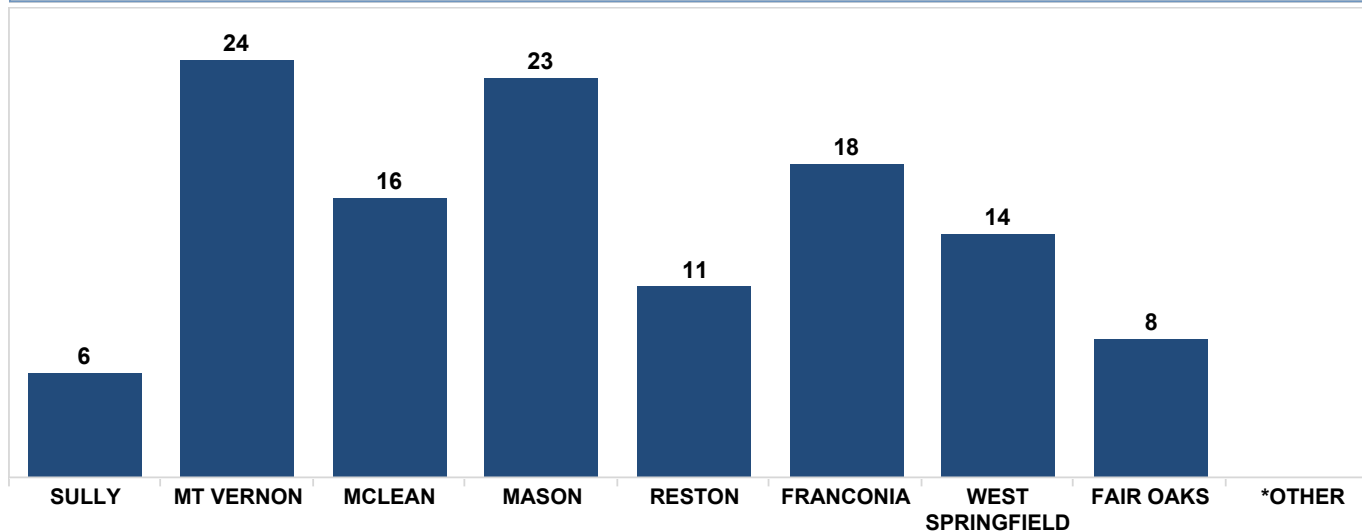
2014 KIDNAPPING/ABDUCTION VICTIMS



**KIDNAPPING/ ABDUC-
TION VICTIMS
BY YEAR AND STATION**

| | 2014 | 2015 |
|--------------------|------------|------------|
| SULLY | 3 | 6 |
| MT VERNON | 20 | 24 |
| MCLEAN | 22 | 16 |
| MASON | 22 | 23 |
| RESTON | 11 | 11 |
| FRANCONIA | 18 | 18 |
| WEST SPRINGFIELD | 18 | 14 |
| FAIR OAKS | 9 | 8 |
| *OTHER | | |
| Grand Total | 123 | 120 |

2015 KIDNAPPING/ABDUCTION VICTIMS

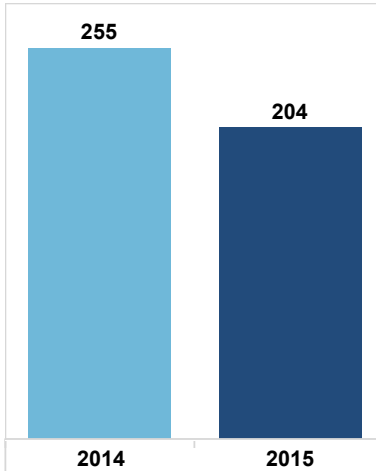


*OTHER indicates non-Patrol District Stations such as Administrative Support Bureau, Criminal Investigation Bureau, Internal Affairs Bureau, Operations Support Bureau, Planning & Research Bureau, Public Affairs Bureau, and Resource Management Bureau.

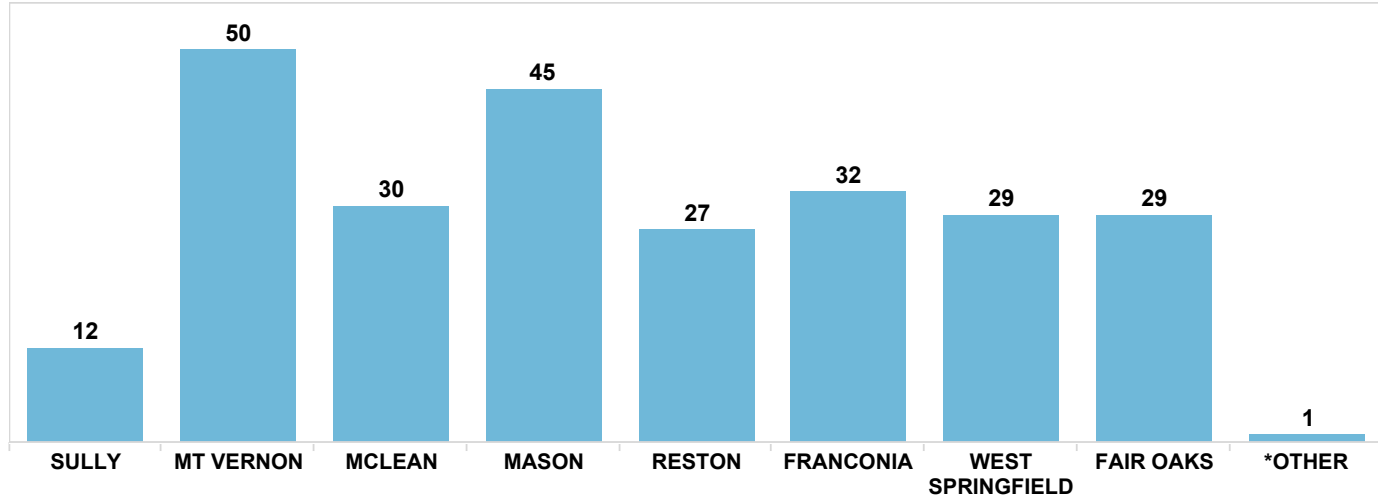


FCPD CRIMES AGAINST PERSONS SEX OFFENSES

**SEX OFFENSE
VICTIMS BY YEAR**



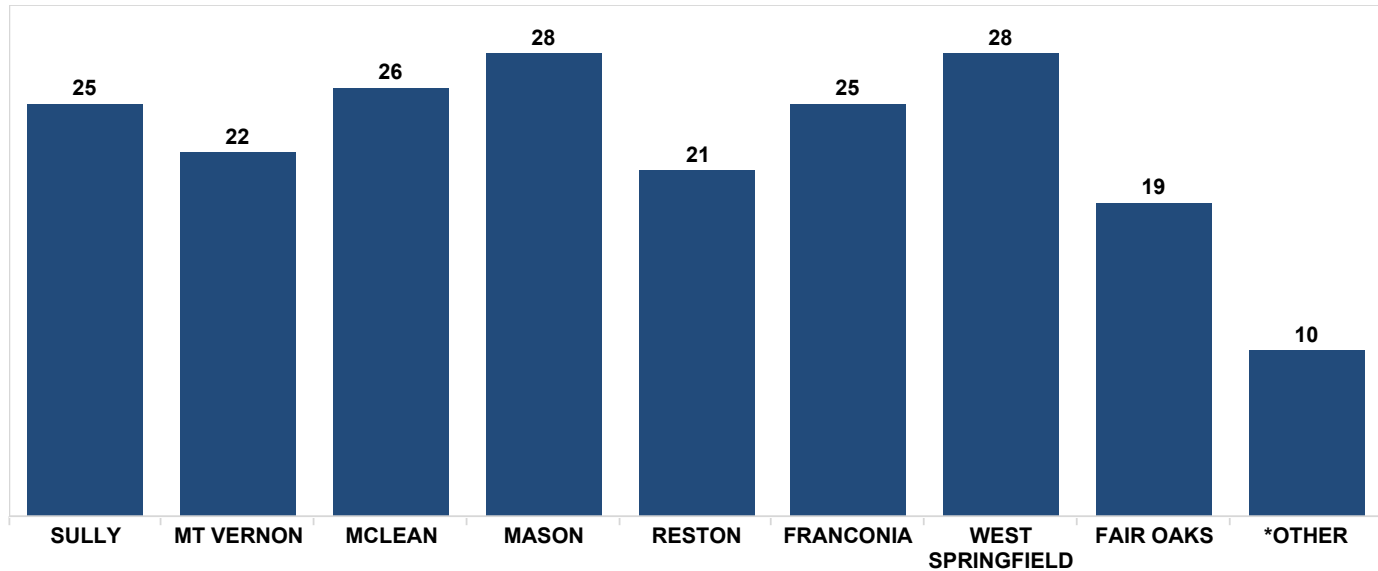
2014 SEX OFFENSE VICTIMS



**SEX OFFENSE VICTIMS
BY YEAR AND STATION**

| | 2014 | 2015 |
|------------------|------|------|
| SULLY | 12 | 25 |
| MT VERNON | 50 | 22 |
| MCLEAN | 30 | 26 |
| MASON | 45 | 28 |
| RESTON | 27 | 21 |
| FRANCONIA | 32 | 25 |
| WEST SPRINGFIELD | 29 | 28 |
| FAIR OAKS | 29 | 19 |
| *OTHER | 1 | 10 |
| Grand Total | 255 | 204 |

2015 SEX OFFENSE VICTIMS



*OTHER indicates non-Patrol District Stations such as Administrative Bureau, Criminal Investigation Bureau, Internal Affairs Bureau, Operations Support Bureau, Planning & Research Bureau, Public Affairs Bureau, and Resource Management Bureau.



March 2016

FAIRFAX COUNTY POLICE DEPARTMENT STATISTICAL REPORT

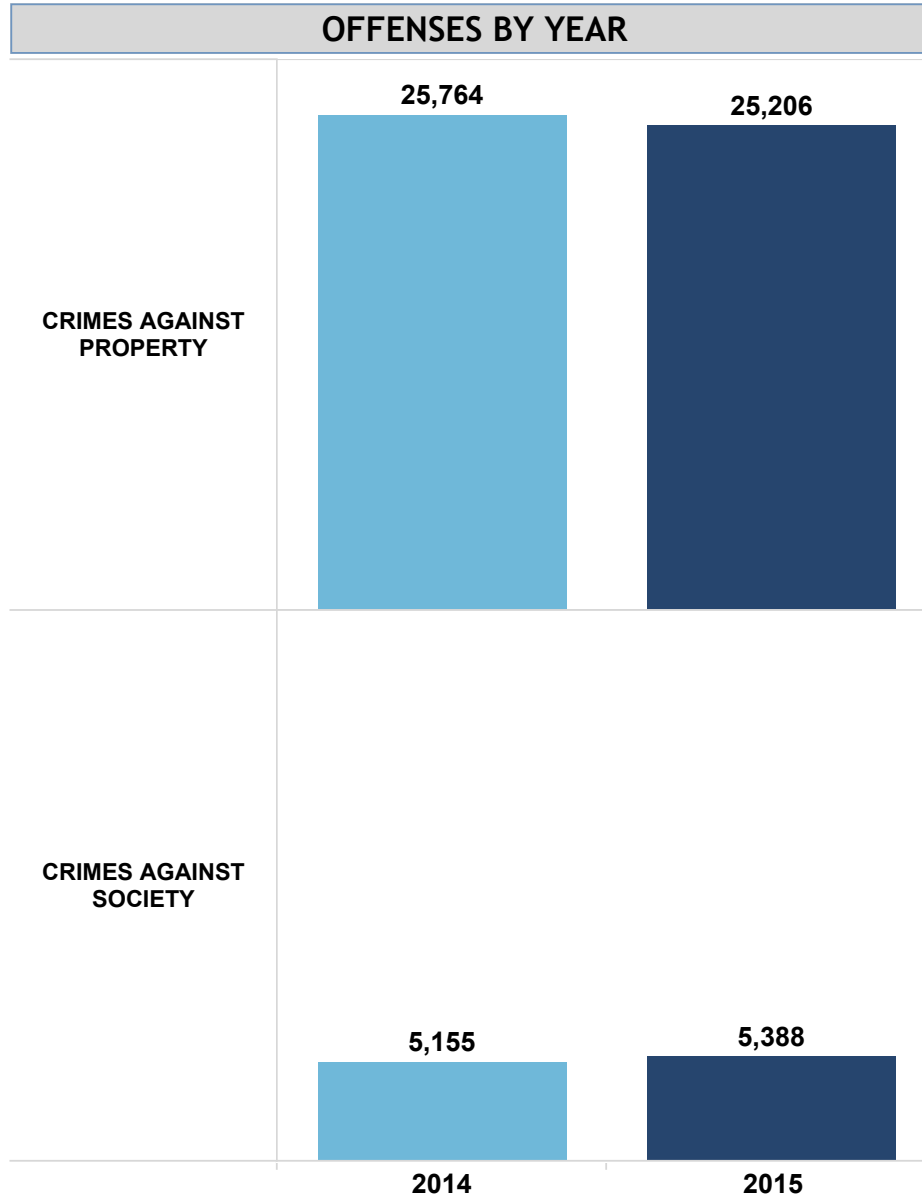
GROUP A IBR OFFENSES - CRIMES AGAINST PROPERTY AND CRIMES AGAINST SOCIETY

(by offense count)



FCPD GROUP A IBR OFFENSES

CRIMES AGAINST PROPERTY AND CRIMES AGAINST SOCIETY



| 2014 | | |
|------------------|-------------------------|------------------------|
| | CRIMES AGAINST PROPERTY | CRIMES AGAINST SOCIETY |
| SULLY | 2,490 | 528 |
| MT VERNON | 3,678 | 808 |
| MCLEAN | 4,472 | 564 |
| MASON | 2,942 | 582 |
| RESTON | 2,348 | 455 |
| FRANCONIA | 3,415 | 798 |
| WEST SPRINGFIELD | 3,658 | 552 |
| FAIR OAKS | 2,580 | 614 |
| *OTHER | 181 | 254 |
| Total | 25,764 | 5,155 |

| 2015 | | |
|------------------|-------------------------|------------------------|
| | CRIMES AGAINST PROPERTY | CRIMES AGAINST SOCIETY |
| SULLY | 1,996 | 505 |
| MT VERNON | 3,500 | 811 |
| MCLEAN | 4,723 | 673 |
| MASON | 2,996 | 616 |
| RESTON | 2,355 | 406 |
| FRANCONIA | 3,815 | 774 |
| WEST SPRINGFIELD | 3,197 | 589 |
| FAIR OAKS | 2,435 | 776 |
| *OTHER | 189 | 238 |
| Total | 25,206 | 5,388 |

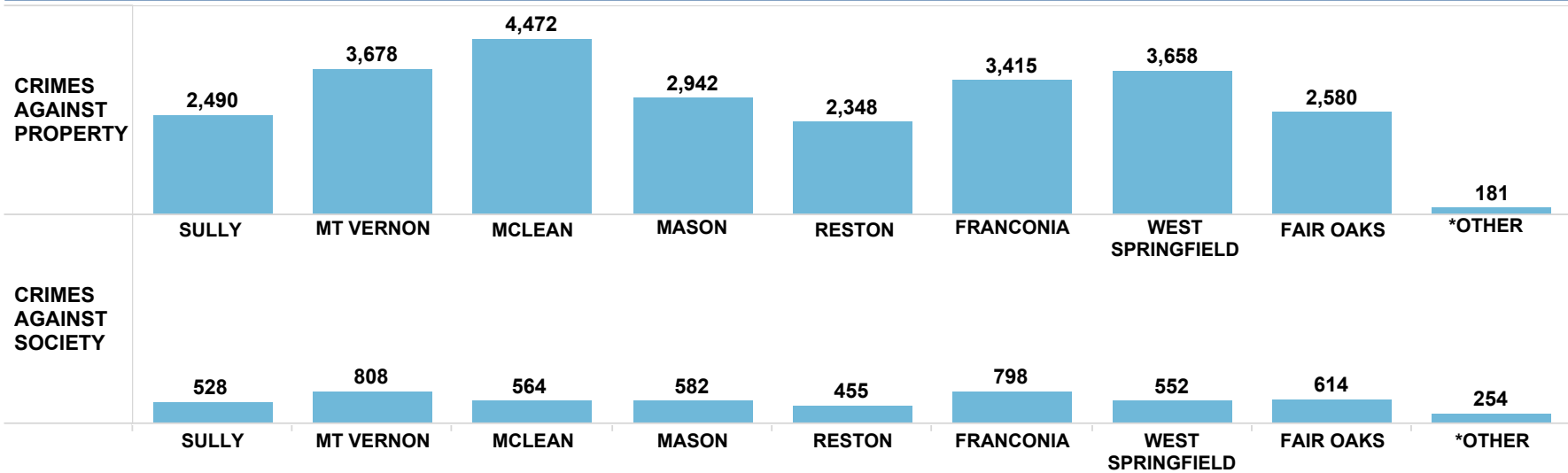
The IBR Offenses above exclude those with a disposition of Unfounded. *OTHER indicates non-Patrol District Stations such as Administrative Support Bureau, Criminal Investigation Bureau, Information Technology Bureau, Internal Affairs Bureau, Operations Support Bureau, Planning & Research Bureau, Public Affairs Bureau, and Resource Management Bureau.



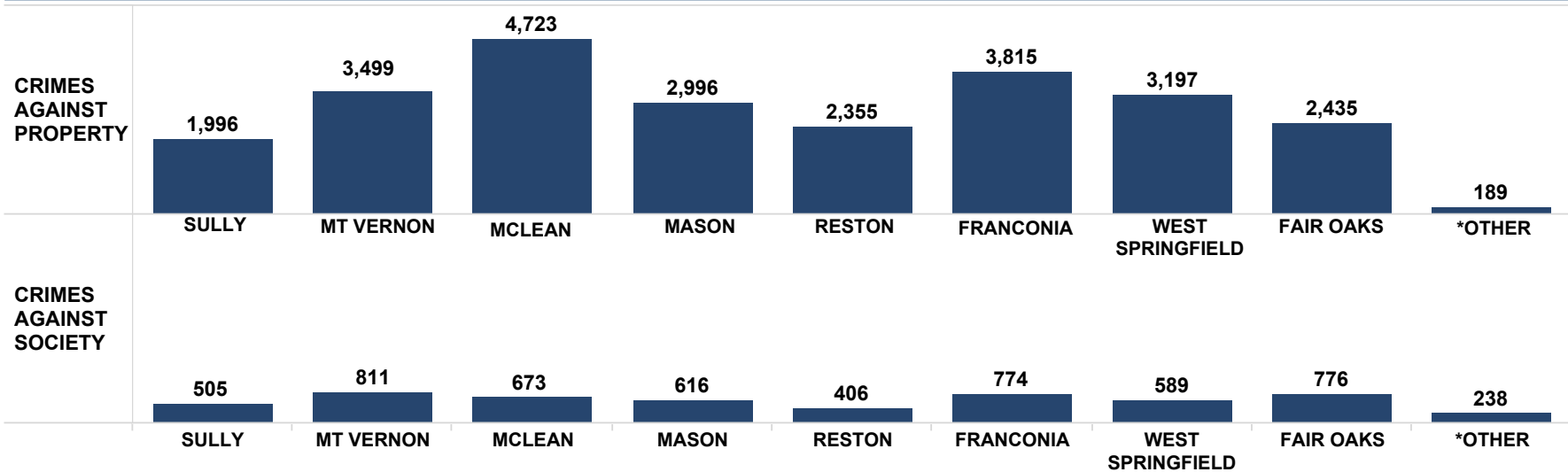
FCPD GROUP A IBR OFFENSES

CRIMES AGAINST PROPERTY AND CRIMES AGAINST SOCIETY

2014



2015

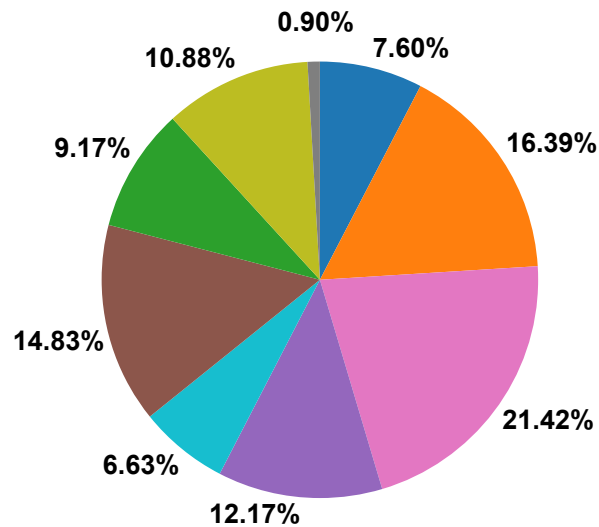


The IBR Offenses above exclude those with a disposition of Unfounded. *OTHER indicates non-Patrol District Stations such as Administrative Support Bureau, Criminal Investigation Bureau, Information Technology Bureau, Internal Affairs Bureau, Operations Support Bureau, Planning & Research Bureau, Public Affairs Bureau, and Resource Management Bureau.

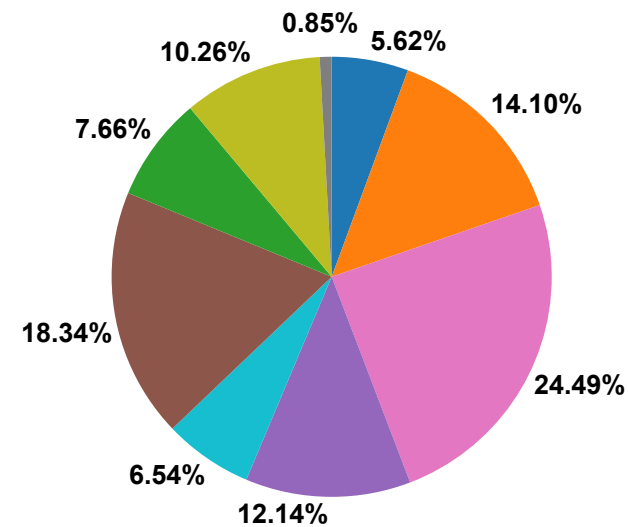


FCPD GROUP A IBR OFFENSES - CRIME AGAINST PROPERTY

**2014 CRIMES AGAINST PROPERTY
DISTRIBUTION BY STATION**



**2015 CRIMES AGAINST PROPERTY
DISTRIBUTION BY STATION**



STATION

■ SULLY

■ MCLEAN

■ RESTON

■ WEST SPRINGFIELD

■ *OTHER

■ MT VERNON

■ MASON

■ FRANCONIA

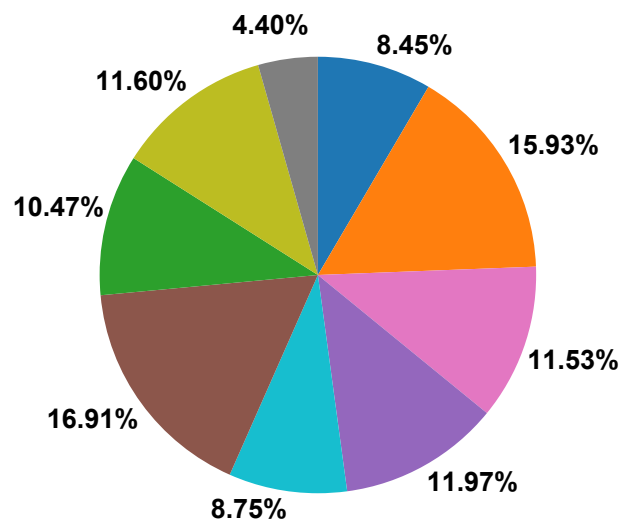
■ FAIR OAKS

The IBR Offenses above exclude those with a disposition of Unfounded. *OTHER indicates non-Patrol District Stations such as Administrative Support Bureau, Criminal Investigation Bureau, Information Technology Bureau, Internal Affairs Bureau, Operations Support Bureau, Planning & Research Bureau, Public Affairs Bureau, and Resource Management Bureau.

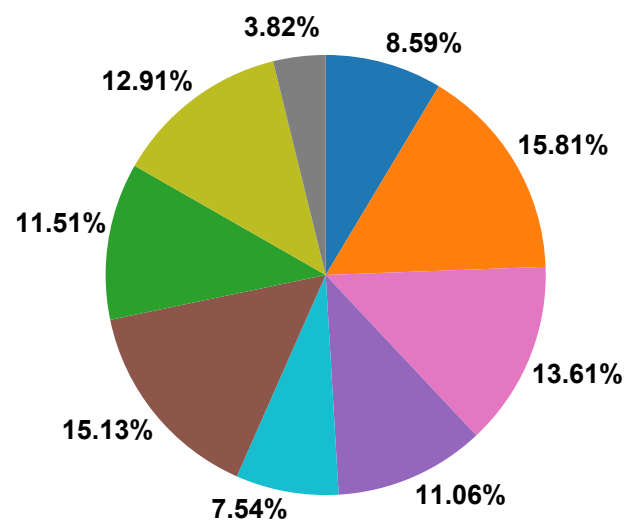


FCPD GROUP A IBR OFFENSES - CRIMES AGAINST SOCIETY

**2014 CRIMES AGAINST SOCIETY
DISTRIBUTION BY STATION**



**2015 CRIMES AGAINST SOCIETY
DISTRIBUTION BY STATION**



STATION

■ SULLY

■ MT VERNON

■ MCLEAN

■ MASON

■ RESTON

■ FRANCONIA

■ WEST SPRINGFIELD

■ FAIR OAKS

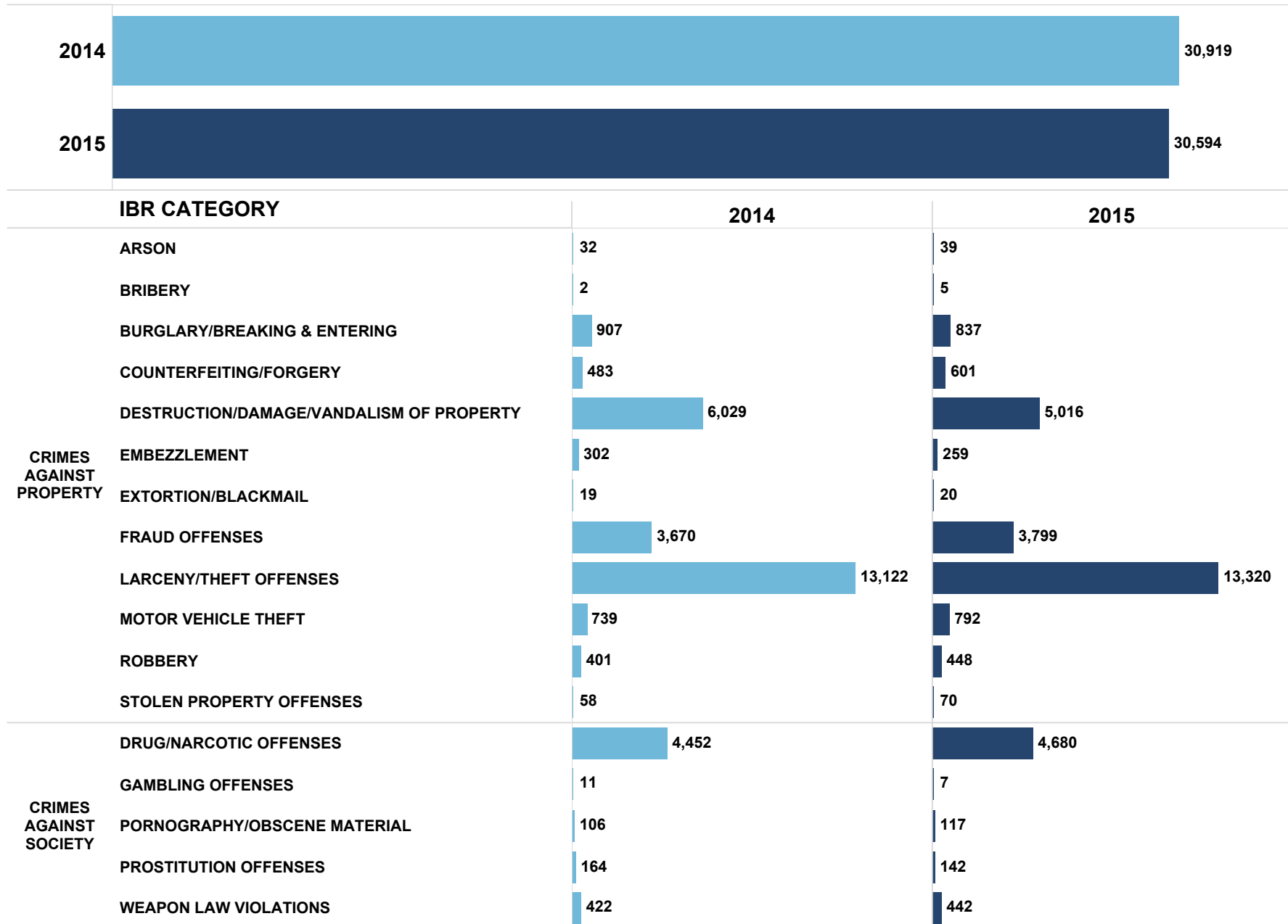
■ *OTHER

The IBR Offenses above exclude those with a disposition of Unfounded. *OTHER indicates non-Patrol District Stations such as Administrative Support Bureau, Criminal Investigation Bureau, Information Technology Bureau, Internal Affairs Bureau, Operations Support Bureau, Planning & Research Bureau, Public Affairs Bureau, and Resource Management Bureau.



FCPD GROUP A IBR OFFENSES

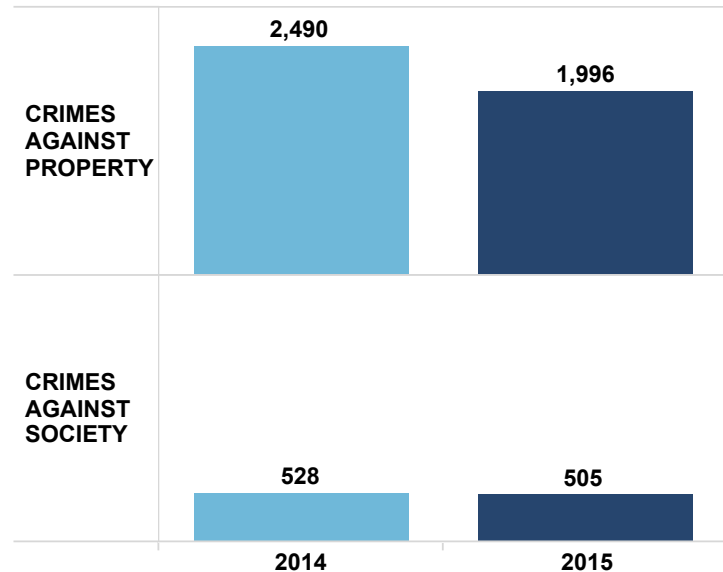
CRIMES AGAINST PROPERTY AND CRIMES AGAINST SOCIETY





FCPD GROUP A IBR OFFENSES - SULLY DISTRICT

SULLY DISTRICT



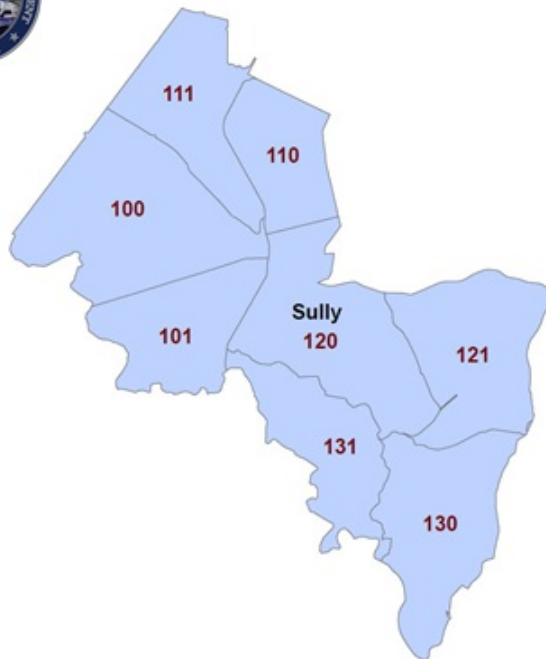
| IBR CATEGORY | | 2014 | 2015 |
|-------------------------|--|-------|-------|
| CRIMES AGAINST PROPERTY | ARSON | 2 | 10 |
| | BURGLARY/BREAKING & ENTERING | 109 | 68 |
| | COUNTERFEITING/FORGERY | 28 | 28 |
| | DESTRUCTION/DAMAGE/VANDALISM OF PROPERTY | 782 | 483 |
| | EMBEZZLEMENT | 16 | 10 |
| | EXTORTION/BLACKMAIL | 1 | 2 |
| | FRAUD OFFENSES | 320 | 270 |
| | LARCENY/THEFT OFFENSES | 1,140 | 1,032 |
| | MOTOR VEHICLE THEFT | 62 | 68 |
| | ROBBERY | 29 | 22 |
| CRIMES AGAINST SOCIETY | STOLEN PROPERTY OFFENSES | 1 | 3 |
| | DRUG/NARCOTIC OFFENSES | 455 | 455 |
| | PORNOGRAPHY/OBSCENE MATERIAL | 10 | 9 |
| | PROSTITUTION OFFENSES | 9 | 5 |
| | WEAPON LAW VIOLATIONS | 54 | 36 |
| TOTAL | | 3,018 | 2,501 |

IBR Offenses above exclude those with a disposition of Unfounded and those where the Patrol Area indicated on the report fell outside of the indicated district boundaries.



FCPD GROUP A IBR OFFENSES - SULLY DISTRICT

2015 BREAKDOWN BY PATROL AREA



| Patrol Area | CRIMES AGAINST PROPERTY | CRIMES AGAINST SOCIETY |
|-------------|-------------------------|------------------------|
| 100 | 380 | 94 |
| 101 | 360 | 91 |
| 110 | 309 | 79 |
| 111 | 258 | 77 |
| 120 | 552 | 132 |
| 121 | 88 | 20 |
| 130 | 33 | 3 |
| 131 | 14 | 9 |

| IBR CATEGORY | | 2015 | | | | | | | |
|-------------------------|--|------|-----|-----|-----|-----|-----|-----|-----|
| | | 100 | 101 | 110 | 111 | 120 | 121 | 130 | 131 |
| CRIMES AGAINST PROPERTY | ARSON | 1 | | 1 | | 7 | 1 | | |
| | BURGLARY/BREAKING & ENTERING | 15 | 9 | 6 | 12 | 20 | 3 | 3 | |
| | COUNTERFEITING/FORGERY | 2 | 8 | 4 | 4 | 7 | 2 | | 1 |
| | DESTRUCTION/DAMAGE/VANDALISM OF PROPERTY | 85 | 93 | 70 | 56 | 148 | 19 | 8 | 4 |
| | EMBEZZLEMENT | | | 4 | 3 | 1 | | 1 | 1 |
| | EXTORTION/BLACKMAIL | 1 | | | 1 | | | | |
| | FRAUD OFFENSES | 69 | 32 | 47 | 35 | 55 | 23 | 9 | |
| | LARCENY/THEFT OFFENSES | 199 | 193 | 156 | 134 | 293 | 38 | 10 | 7 |
| | MOTOR VEHICLE THEFT | 6 | 15 | 15 | 12 | 16 | 2 | 1 | 1 |
| | ROBBERY | 2 | 8 | 5 | 1 | 5 | | 1 | |
| CRIMES AGAINST SOCIETY | STOLEN PROPERTY OFFENSES | | 2 | 1 | | | | | |
| | DRUG/NARCOTIC OFFENSES | 87 | 80 | 71 | 67 | 121 | 17 | 3 | 9 |
| | PORNOGRAPHY/OBSCENE MATERIAL | 1 | 1 | 2 | 3 | 2 | | | |
| | PROSTITUTION OFFENSES | | 2 | 2 | 1 | | | | |
| | WEAPON LAW VIOLATIONS | 6 | 8 | 4 | 6 | 9 | 3 | | |
| TOTAL | | 474 | 451 | 388 | 335 | 684 | 108 | 36 | 23 |

IBR Offenses above exclude those with a disposition of Unfounded and those where the Patrol Area indicated on the report fell outside of the indicated district boundaries.

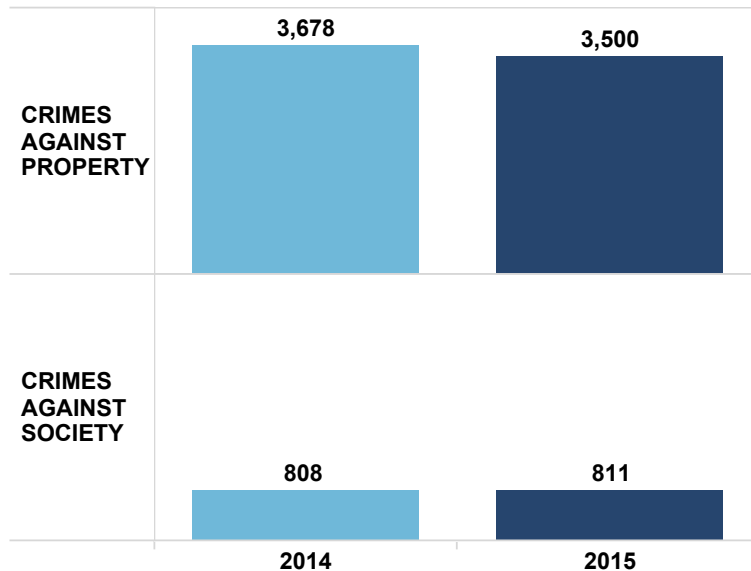


FCPD GROUP A IBR OFFENSES - MT VERNON DISTRICT

MT VERNON DISTRICT



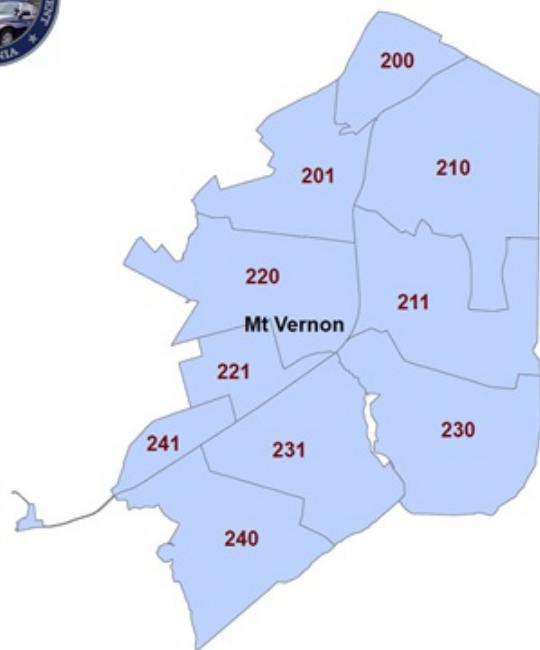
| IBR CATEGORY | | 2014 | 2015 |
|-------------------------|--|-------|-------|
| CRIMES AGAINST PROPERTY | ARSON | 4 | 3 |
| | BURGLARY/BREAKING & ENTERING | 166 | 125 |
| | COUNTERFEITING/FORGERY | 96 | 86 |
| | DESTRUCTION/DAMAGE/VANDALISM OF PROPERTY | 872 | 757 |
| | EMBEZZLEMENT | 22 | 21 |
| | EXTORTION/BLACKMAIL | 1 | 2 |
| | FRAUD OFFENSES | 394 | 474 |
| | LARCENY/THEFT OFFENSES | 1,866 | 1,767 |
| | MOTOR VEHICLE THEFT | 136 | 129 |
| | ROBBERY | 116 | 127 |
| CRIMES AGAINST SOCIETY | STOLEN PROPERTY OFFENSES | 5 | 9 |
| | DRUG/NARCOTIC OFFENSES | 689 | 701 |
| | GAMBLING OFFENSES | 1 | 1 |
| | PORNOGRAPHY/OBSCENE MATERIAL | 11 | 9 |
| | PROSTITUTION OFFENSES | 10 | 6 |
| | WEAPON LAW VIOLATIONS | 97 | 94 |
| TOTAL | | 4,486 | 4,311 |



IBR Offenses above exclude those with a disposition of Unfounded and those where the Patrol Area indicated on the report fell outside of the indicated district boundaries.



FCPD GROUP A IBR OFFENSES - MT. VERNON DISTRICT



2015 BREAKDOWN BY PATROL AREA

| Patrol Area | CRIMES AGAINST PROPERTY | CRIMES AGAINST SOCIETY |
|-------------|-------------------------|------------------------|
| 200 | 505 | 127 |
| 201 | 502 | 107 |
| 210 | 541 | 130 |
| 211 | 333 | 79 |
| 220 | 587 | 110 |
| 221 | 252 | 99 |
| 230 | 284 | 40 |
| 231 | 168 | 49 |
| 240 | 107 | 11 |
| 241 | 221 | 57 |

| IBR CATEGORY | | 2015 | | | | | | | | | |
|-------------------------|--|------|-----|-----|-----|-----|-----|-----|-----|-----|-----|
| | | 200 | 201 | 210 | 211 | 220 | 221 | 230 | 231 | 240 | 241 |
| CRIMES AGAINST PROPERTY | ARSON | | | 1 | 1 | | | 1 | | | |
| | BURGLARY/BREAKING & ENTERING | 18 | 9 | 24 | 14 | 25 | 11 | 4 | 7 | 8 | 5 |
| | COUNTERFEITING/FORGERY | 10 | 12 | 13 | 5 | 18 | 6 | 6 | 7 | 2 | 7 |
| | DESTRUCTION/DAMAGE/VANDALISM OF PROPERTY | 141 | 103 | 70 | 63 | 160 | 62 | 58 | 41 | 15 | 44 |
| | EMBEZZLEMENT | 2 | 8 | 6 | | 5 | | | | | |
| | EXTORTION/BLACKMAIL | | | | | | | 1 | | 1 | |
| | FRAUD OFFENSES | 44 | 67 | 61 | 68 | 40 | 24 | 80 | 34 | 27 | 29 |
| | LARCENY/THEFT OFFENSES | 243 | 276 | 338 | 156 | 289 | 118 | 119 | 69 | 44 | 115 |
| | MOTOR VEHICLE THEFT | 27 | 10 | 16 | 12 | 22 | 13 | 10 | 6 | 5 | 8 |
| | ROBBERY | 20 | 16 | 11 | 13 | 28 | 15 | 4 | 3 | 4 | 13 |
| CRIMES AGAINST SOCIETY | STOLEN PROPERTY OFFENSES | | 1 | 1 | 1 | | 3 | 1 | 1 | 1 | |
| | DRUG/NARCOTIC OFFENSES | 111 | 93 | 118 | 66 | 93 | 88 | 34 | 46 | 10 | 41 |
| | GAMBLING OFFENSES | | | | | | 1 | | | | |
| | PORNOGRAPHY/OBSCENE MATERIAL | 1 | | 1 | 3 | | 1 | 2 | | | 1 |
| | PROSTITUTION OFFENSES | 2 | 1 | 2 | | | | | | | 1 |
| | WEAPON LAW VIOLATIONS | 13 | 13 | 9 | 10 | 17 | 9 | 4 | 3 | 1 | 14 |
| TOTAL | | 632 | 609 | 671 | 412 | 697 | 351 | 324 | 217 | 118 | 278 |

IBR Offenses above exclude those with a disposition of Unfounded and those where the Patrol Area indicated on the report fell outside of the indicated district boundaries.

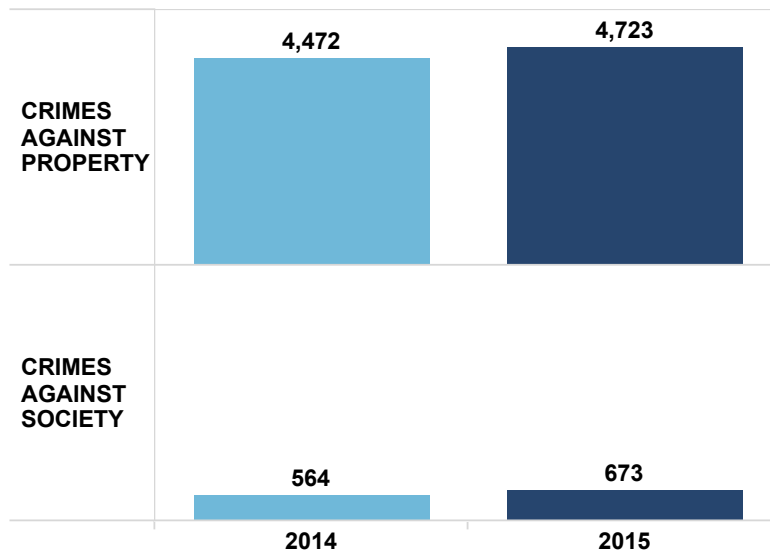


FCPD GROUP A IBR OFFENSES - MCLEAN DISTRICT

MCLEAN DISTRICT



| IBR CATEGORY | | 2014 | 2015 |
|-------------------------|--|-------|-------|
| CRIMES AGAINST PROPERTY | ARSON | 1 | 2 |
| | BRIBERY | | 1 |
| | BURGLARY/BREAKING & ENTERING | 155 | 153 |
| | COUNTERFEITING/FORGERY | 92 | 124 |
| | DESTRUCTION/DAMAGE/VANDALISM OF PROPERTY | 830 | 622 |
| | EMBEZZLEMENT | 92 | 81 |
| | EXTORTION/BLACKMAIL | 4 | 3 |
| | FRAUD OFFENSES | 715 | 799 |
| | LARCENY/THEFT OFFENSES | 2,433 | 2,756 |
| | MOTOR VEHICLE THEFT | 89 | 105 |
| | ROBBERY | 37 | 48 |
| | STOLEN PROPERTY OFFENSES | 24 | 29 |
| | TOTAL | 5,036 | 5,396 |
| CRIMES AGAINST SOCIETY | DRUG/NARCOTIC OFFENSES | 516 | 603 |
| | PORNOGRAPHY/OBSCENE MATERIAL | 5 | 8 |
| | PROSTITUTION OFFENSES | 11 | 28 |
| | WEAPON LAW VIOLATIONS | 32 | 34 |

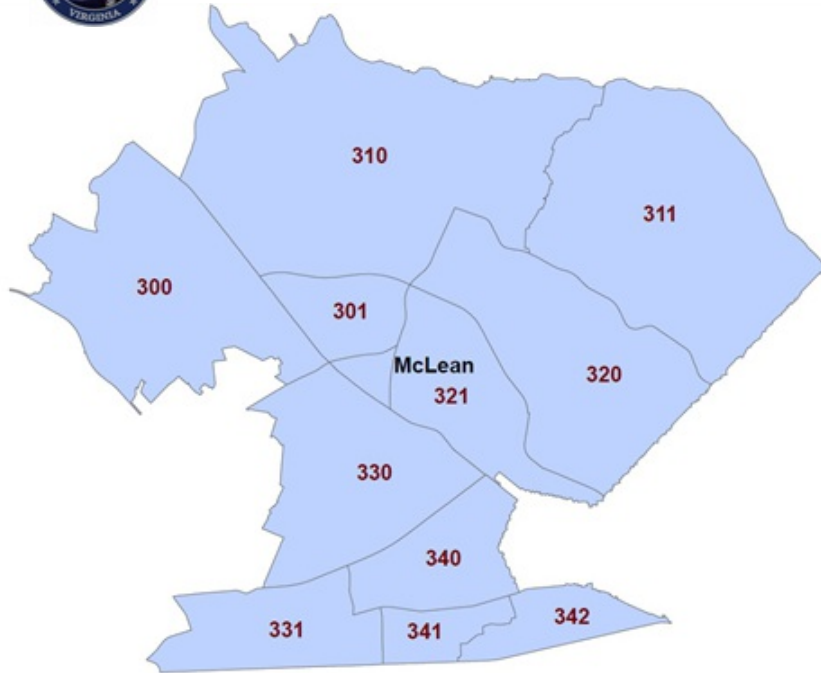


IBR Offenses above exclude those with a disposition of Unfounded and those where the Patrol Area indicated on the report fell outside of the indicated district boundaries.



FCPD GROUP A IBR OFFENSES - MCLEAN DISTRICT

2015 BREAKDOWN BY PATROL AREA



| Patrol Area | CRIMES AGAINST PROPERTY | CRIMES AGAINST SOCIETY |
|-------------|-------------------------|------------------------|
| 300 | 322 | 35 |
| 301 | 332 | 50 |
| 302 | 1,566 | 139 |
| 310 | 206 | 17 |
| 311 | 228 | 20 |
| 320 | 350 | 37 |
| 321 | 290 | 66 |
| 330 | 352 | 101 |
| 331 | 583 | 95 |
| 340 | 197 | 35 |
| 341 | 110 | 24 |
| 342 | 187 | 54 |

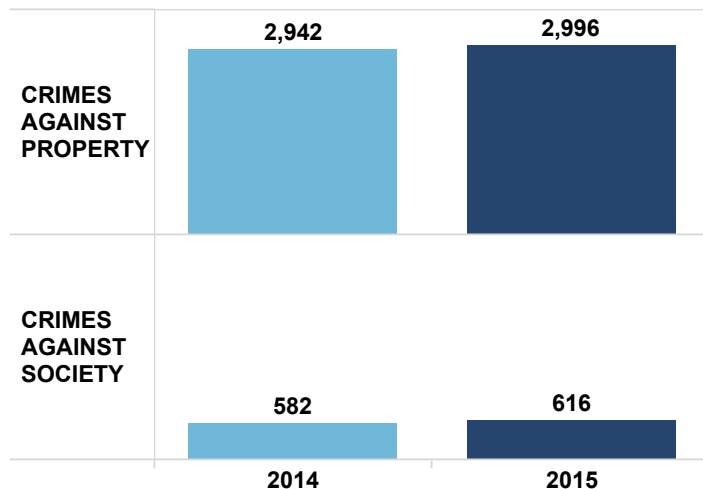
| | | 2015 | | | | | | | | | | | |
|-------------------------|--|------|-----|-------|-----|-----|-----|-----|-----|-----|-----|-----|-----|
| IBR CATEGORY | | 300 | 301 | 302 | 310 | 311 | 320 | 321 | 330 | 331 | 340 | 341 | 342 |
| CRIMES AGAINST PROPERTY | ARSON | | | | | | | | | | 1 | 1 | |
| | BRIBERY | | | | 1 | | | | | | | | |
| | BURGLARY/BREAKING & ENTERING | 2 | 3 | 61 | 10 | 9 | 7 | 11 | 17 | 15 | 9 | 3 | 6 |
| | COUNTERFEITING/FORGERY | 14 | 7 | 35 | 1 | 3 | 12 | 5 | 16 | 13 | 6 | 3 | 9 |
| | DESTRUCTION/DAMAGE/VANDALISM OF PROPERTY | 54 | 40 | 66 | 43 | 41 | 44 | 56 | 57 | 91 | 55 | 27 | 48 |
| | EMBEZZLEMENT | 7 | 8 | 42 | | 2 | 1 | 3 | 5 | 13 | | | |
| | EXTORTION/BLACKMAIL | | 1 | | | | | | | 1 | | | 1 |
| | FRAUD OFFENSES | 79 | 41 | 152 | 67 | 51 | 123 | 48 | 87 | 77 | 37 | 11 | 26 |
| | LARCENY/THEFT OFFENSES | 160 | 218 | 1,184 | 82 | 115 | 155 | 154 | 143 | 331 | 79 | 58 | 77 |
| | MOTOR VEHICLE THEFT | 3 | 11 | 2 | 2 | 6 | 1 | 5 | 14 | 34 | 7 | 4 | 16 |
| | ROBBERY | 2 | 3 | 5 | | 1 | 2 | 7 | 11 | 7 | 3 | 3 | 4 |
| | STOLEN PROPERTY OFFENSES | 1 | | 19 | | | 5 | 1 | 2 | 1 | | | |
| CRIMES AGAINST SOCIETY | DRUG/NARCOTIC OFFENSES | 27 | 36 | 134 | 14 | 20 | 36 | 62 | 84 | 85 | 35 | 23 | 47 |
| | PORNOGRAPHY/OBSCENE MATERIAL | 1 | | | 1 | | | 1 | 2 | 3 | | | |
| | PROSTITUTION OFFENSES | 2 | 13 | | | | | 1 | 7 | 1 | | | 4 |
| | WEAPON LAW VIOLATIONS | 5 | 1 | 5 | 2 | | 1 | 2 | 8 | 6 | | 1 | 3 |
| TOTAL | | 357 | 382 | 1,705 | 223 | 248 | 387 | 356 | 453 | 678 | 232 | 134 | 241 |

IBR Offenses above exclude those with a disposition of Unfounded and those where the Patrol Area indicated on the report fell outside of the indicated district boundaries.



FCPD GROUP A IBR OFFENSES - MASON DISTRICT

MASON DISTRICT



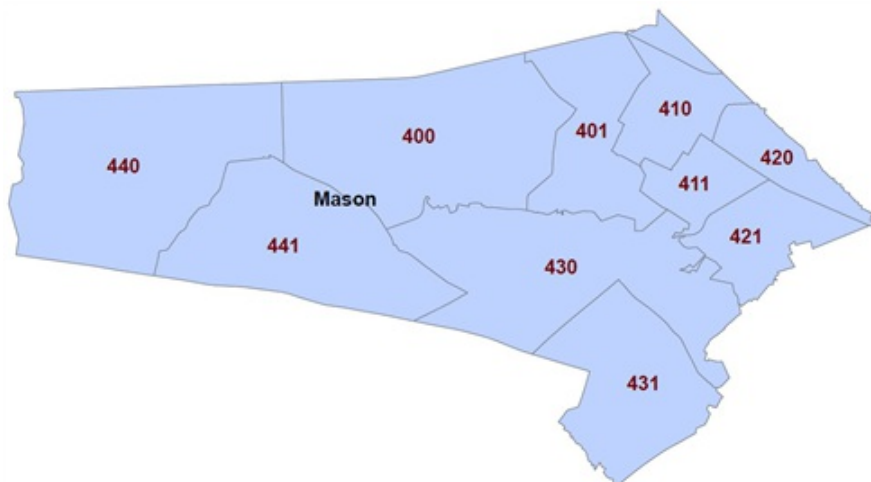
| IBR CATEGORY | | 2014 | 2015 |
|-------------------------|--|-------|-------|
| CRIMES AGAINST PROPERTY | ARSON | 5 | 3 |
| | BRIBERY | | 2 |
| | BURGLARY/BREAKING & ENTERING | 80 | 97 |
| | COUNTERFEITING/FORGERY | 61 | 73 |
| | DESTRUCTION/DAMAGE/VANDALISM OF PROPERTY | 642 | 673 |
| | EMBEZZLEMENT | 39 | 34 |
| | EXTORTION/BLACKMAIL | 2 | 3 |
| | FRAUD OFFENSES | 374 | 362 |
| | LARCENY/THEFT OFFENSES | 1,528 | 1,547 |
| | MOTOR VEHICLE THEFT | 107 | 111 |
| | ROBBERY | 98 | 87 |
| | STOLEN PROPERTY OFFENSES | 6 | 4 |
| CRIMES AGAINST SOCIETY | DRUG/NARCOTIC OFFENSES | 471 | 522 |
| | GAMBLING OFFENSES | 1 | 2 |
| | PORNOGRAPHY/OBSCENE MATERIAL | 12 | 20 |
| | PROSTITUTION OFFENSES | 33 | 10 |
| | WEAPON LAW VIOLATIONS | 65 | 62 |
| TOTAL | | 3,524 | 3,612 |

IBR Offenses above exclude those with a disposition of Unfounded and those where the Patrol Area indicated on the report fell outside of the indicated district boundaries.



FCPD GROUP A IBR OFFENSES - MASON DISTRICT

2015 BREAKDOWN BY PATROL AREA



| Patrol Area | CRIMES AGAINST PROPERTY | CRIMES AGAINST SOCIETY |
|-------------|-------------------------|------------------------|
| 400 | 304 | 45 |
| 401 | 280 | 35 |
| 410 | 311 | 66 |
| 411 | 160 | 56 |
| 420 | 358 | 40 |
| 421 | 354 | 63 |
| 430 | 337 | 53 |
| 431 | 448 | 120 |
| 440 | 182 | 60 |
| 441 | 261 | 78 |

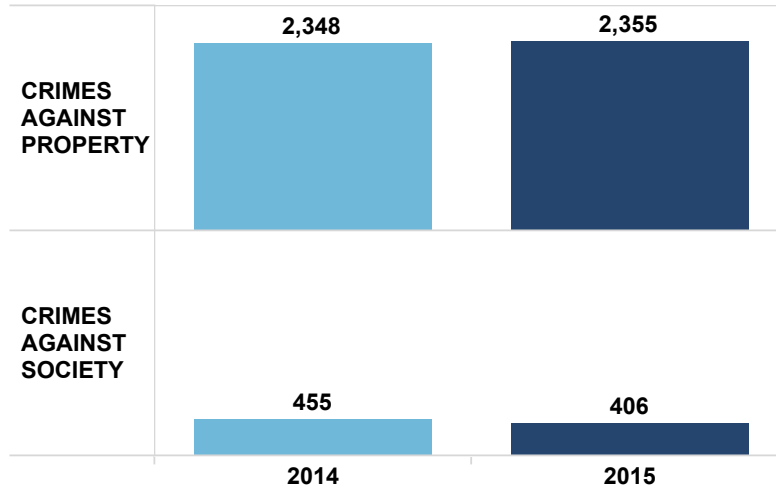
| | | 2015 | | | | | | | | | |
|-------------------------|--|------|-----|-----|-----|-----|-----|-----|-----|-----|-----|
| IBR CATEGORY | | 400 | 401 | 410 | 411 | 420 | 421 | 430 | 431 | 440 | 441 |
| CRIMES AGAINST PROPERTY | ARSON | | | 1 | 1 | | | | | 1 | |
| | BRIBERY | 1 | | | | | | | | | 1 |
| | BURGLARY/BREAKING & ENTERING | 9 | 9 | 5 | 2 | 12 | 9 | 10 | 23 | 7 | 11 |
| | COUNTERFEITING/FORGERY | 2 | 8 | 4 | 10 | 4 | 7 | 10 | 15 | 3 | 10 |
| | DESTRUCTION/DAMAGE/VANDALISM OF PROPERTY | 63 | 57 | 96 | 38 | 48 | 87 | 69 | 94 | 36 | 85 |
| | EMBEZZLEMENT | 1 | 9 | 3 | 1 | 6 | 3 | 4 | 5 | | 2 |
| | EXTORTION/BLACKMAIL | 1 | | 1 | | | | 1 | | | |
| | FRAUD OFFENSES | 34 | 50 | 20 | 13 | 36 | 35 | 67 | 35 | 48 | 24 |
| | LARCENY/THEFT OFFENSES | 173 | 132 | 156 | 73 | 230 | 184 | 168 | 242 | 79 | 110 |
| | MOTOR VEHICLE THEFT | 13 | 6 | 9 | 4 | 17 | 23 | 5 | 21 | 4 | 9 |
| | ROBBERY | 7 | 9 | 14 | 18 | 4 | 6 | 3 | 12 | 4 | 9 |
| | STOLEN PROPERTY OFFENSES | | | 2 | | 1 | | | 1 | | |
| CRIMES AGAINST SOCIETY | DRUG/NARCOTIC OFFENSES | 32 | 29 | 56 | 47 | 30 | 52 | 45 | 106 | 53 | 72 |
| | GAMBLING OFFENSES | | | | | | | | 1 | | 1 |
| | PORNOGRAPHY/OBSCENE MATERIAL | 1 | 1 | 4 | 1 | 3 | 1 | 4 | 4 | 1 | |
| | PROSTITUTION OFFENSES | 1 | 1 | 1 | | 2 | | | 1 | 4 | |
| | WEAPON LAW VIOLATIONS | 11 | 4 | 5 | 8 | 5 | 10 | 4 | 8 | 2 | 5 |
| TOTAL | | 349 | 315 | 377 | 216 | 398 | 417 | 390 | 568 | 242 | 339 |

IBR Offenses above exclude those with a disposition of Unfounded and those where the Patrol Area indicated on the report fell outside of the indicated district boundaries.



FCPD GROUP A IBR OFFENSES - RESTON DISTRICT

RESTON DISTRICT



| IBR CATEGORY | | 2014 | 2015 |
|-------------------------|--|-------|-------|
| CRIMES AGAINST PROPERTY | ARSON | 2 | 3 |
| | BRIBERY | 1 | |
| | BURGLARY/BREAKING & ENTERING | 86 | 97 |
| | COUNTERFEITING/FORGERY | 36 | 31 |
| | DESTRUCTION/DAMAGE/VANDALISM OF PROPERTY | 602 | 516 |
| | EMBEZZLEMENT | 11 | 17 |
| | EXTORTION/BLACKMAIL | | 3 |
| | FRAUD OFFENSES | 401 | 372 |
| | LARCENY/THEFT OFFENSES | 1,120 | 1,203 |
| | MOTOR VEHICLE THEFT | 60 | 68 |
| | ROBBERY | 24 | 42 |
| | STOLEN PROPERTY OFFENSES | 5 | 3 |
| CRIMES AGAINST SOCIETY | DRUG/NARCOTIC OFFENSES | 393 | 360 |
| | GAMBLING OFFENSES | 1 | |
| | PORNOGRAPHY/OBSCENE MATERIAL | 7 | 8 |
| | PROSTITUTION OFFENSES | 21 | 4 |
| | WEAPON LAW VIOLATIONS | 33 | 34 |
| TOTAL | | 2,803 | 2,761 |

IBR Offenses above exclude those with a disposition of Unfounded and those where the Patrol Area indicated on the report fell outside of the indicated district boundaries.



FCPD GROUP A IBR OFFENSES - RESTON DISTRICT

2015 BREAKDOWN BY PATROL AREA



| Patrol Area | CRIMES AGAINST PROPERTY | CRIMES AGAINST SOCIETY |
|-------------|-------------------------|------------------------|
| 500 | 111 | 12 |
| 501 | 99 | 7 |
| 510 | 502 | 105 |
| 511 | 468 | 79 |
| 520 | 249 | 53 |
| 521 | 283 | 67 |
| 530 | 597 | 78 |
| 531 | 44 | 5 |

| IBR CATEGORY | | 2015 | | | | | | | |
|-------------------------|--|------|-----|-----|-----|-----|-----|-----|-----|
| | | 500 | 501 | 510 | 511 | 520 | 521 | 530 | 531 |
| CRIMES AGAINST PROPERTY | ARSON | | | 1 | | | | 2 | |
| | BURGLARY/BREAKING & ENTERING | 11 | 5 | 9 | 20 | 15 | 6 | 31 | |
| | COUNTERFEITING/FORGERY | | | 8 | 4 | 8 | 3 | 8 | |
| | DESTRUCTION/DAMAGE/VANDALISM OF PROPERTY | 29 | 22 | 104 | 112 | 58 | 61 | 123 | 7 |
| | EMBEZZLEMENT | 1 | | 12 | 1 | | 2 | 1 | |
| | EXTORTION/BLACKMAIL | | | | 2 | | 1 | | |
| | FRAUD OFFENSES | 38 | 39 | 83 | 73 | 37 | 38 | 46 | 17 |
| | LARCENY/THEFT OFFENSES | 29 | 33 | 270 | 236 | 111 | 157 | 347 | 19 |
| | MOTOR VEHICLE THEFT | 2 | | 7 | 15 | 12 | 7 | 25 | |
| | ROBBERY | 1 | | 8 | 3 | 7 | 8 | 14 | 1 |
| CRIMES AGAINST SOCIETY | STOLEN PROPERTY OFFENSES | | | | 2 | 1 | | | |
| | DRUG/NARCOTIC OFFENSES | 11 | 6 | 100 | 71 | 46 | 52 | 69 | 5 |
| | PORNOGRAPHY/OBSCENE MATERIAL | 1 | 1 | 1 | 1 | 1 | 2 | 1 | |
| | PROSTITUTION OFFENSES | | | | | | 2 | 2 | |
| | WEAPON LAW VIOLATIONS | | | 4 | 7 | 6 | 11 | 6 | |
| TOTAL | | 123 | 106 | 607 | 547 | 302 | 350 | 675 | 49 |

IBR Offenses above exclude those with a disposition of Unfounded and those where the Patrol Area indicated on the report fell outside of the indicated district boundaries.

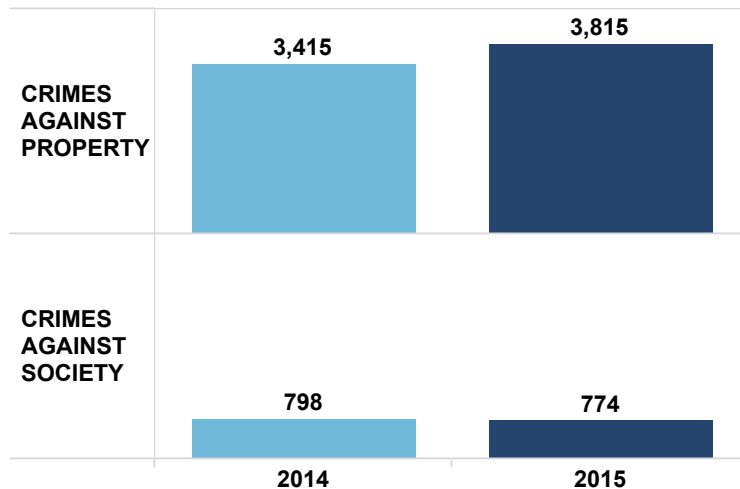


FCPD GROUP A IBR OFFENSES - FRANCONIA DISTRICT

FRANCONIA DISTRICT



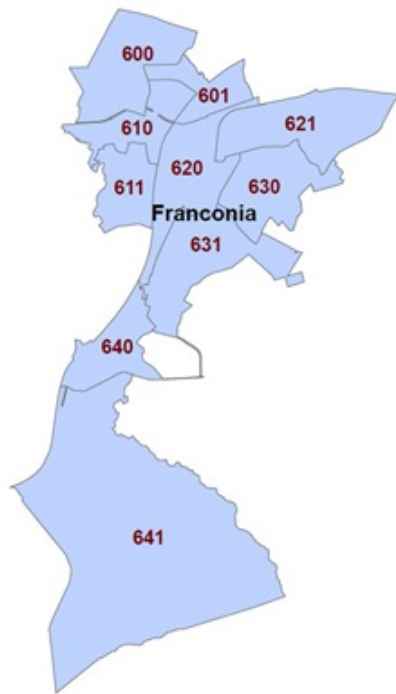
| IBR CATEGORY | | 2014 | 2015 |
|-------------------------|--|--------------|--------------|
| CRIMES AGAINST PROPERTY | ARSON | 7 | 10 |
| | BRIBERY | 1 | 2 |
| | BURGLARY/BREAKING & ENTERING | 91 | 100 |
| | COUNTERFEITING/FORGERY | 75 | 102 |
| | DESTRUCTION/DAMAGE/VANDALISM OF PROPERTY | 770 | 655 |
| | EMBEZZLEMENT | 63 | 41 |
| | EXTORTION/BLACKMAIL | 3 | 2 |
| | FRAUD OFFENSES | 457 | 480 |
| | LARCENY/THEFT OFFENSES | 1,788 | 2,190 |
| | MOTOR VEHICLE THEFT | 110 | 164 |
| CRIMES AGAINST SOCIETY | ROBBERY | 44 | 61 |
| | STOLEN PROPERTY OFFENSES | 6 | 8 |
| | DRUG/NARCOTIC OFFENSES | 723 | 680 |
| | PORNOGRAPHY/OBSCENE MATERIAL | 6 | 14 |
| | PROSTITUTION OFFENSES | 7 | 15 |
| | WEAPON LAW VIOLATIONS | 62 | 65 |
| | TOTAL | 4,213 | 4,589 |



IBR Offenses above exclude those with a disposition of Unfounded and those where the Patrol Area indicated on the report fell outside of the indicated district boundaries.



FCPD GROUP A IBR OFFENSES - FRANCONIA DISTRICT



2015 BREAKDOWN BY PATROL AREA

| Patrol Area.. | CRIMES AGAINST PROPERTY | CRIMES AGAINST SOCIETY |
|---------------|-------------------------|------------------------|
| 600 | 309 | 54 |
| 601 | 165 | 15 |
| 610 | 210 | 41 |
| 611 | 364 | 184 |
| 620 | 971 | 175 |
| 621 | 308 | 42 |
| 630 | 689 | 94 |
| 631 | 246 | 49 |
| 640 | 267 | 36 |
| 641 | 286 | 84 |

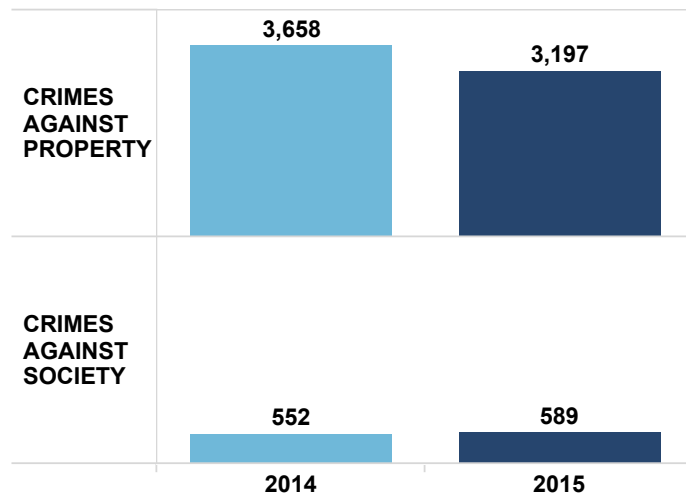
| IBR CATEGORY | | 2015 | | | | | | | | | |
|-------------------------|--|------|-----|-----|-----|-------|-----|-----|-----|-----|-----|
| | | 600 | 601 | 610 | 611 | 620 | 621 | 630 | 631 | 640 | 641 |
| CRIMES AGAINST PROPERTY | LARCENY/THEFT OFFENSES | 157 | 79 | 98 | 155 | 715 | 134 | 489 | 127 | 98 | 138 |
| | DESTRUCTION/DAMAGE/VANDALISM OF PROPERTY | 62 | 39 | 45 | 61 | 86 | 88 | 69 | 51 | 96 | 58 |
| | FRAUD OFFENSES | 42 | 23 | 30 | 72 | 79 | 46 | 78 | 50 | 23 | 37 |
| | MOTOR VEHICLE THEFT | 15 | 10 | 10 | 33 | 24 | 19 | 17 | 7 | 18 | 11 |
| | BURGLARY/BREAKING & ENTERING | 13 | 8 | 8 | 5 | 13 | 10 | 10 | 4 | 15 | 14 |
| | COUNTERFEITING/FORGERY | 9 | 4 | 8 | 23 | 21 | 3 | 9 | 5 | 6 | 14 |
| | ROBBERY | 8 | | 9 | 8 | 11 | 3 | 4 | 1 | 8 | 9 |
| | EMBEZZLEMENT | 3 | 2 | 1 | 5 | 15 | 3 | 7 | | 3 | 2 |
| | ARSON | | | | | 2 | | 5 | | | 3 |
| | BRIBERY | | | | 1 | | 1 | | | | |
| | EXTORTION/BLACKMAIL | | | | | 1 | 1 | | | | |
| | STOLEN PROPERTY OFFENSES | | | 1 | 1 | 4 | | 1 | 1 | | |
| CRIMES AGAINST SOCIETY | DRUG/NARCOTIC OFFENSES | 47 | 13 | 34 | 166 | 154 | 34 | 83 | 39 | 31 | 79 |
| | WEAPON LAW VIOLATIONS | 6 | 1 | 5 | 11 | 12 | 6 | 10 | 6 | 4 | 4 |
| | PROSTITUTION OFFENSES | 1 | | 1 | 4 | 8 | 1 | | | | |
| | PORNOGRAPHY/OBSCENE MATERIAL | | 1 | 1 | 3 | 1 | 1 | 1 | 4 | 1 | 1 |
| TOTAL | | 363 | 180 | 251 | 548 | 1,146 | 350 | 783 | 295 | 303 | 370 |

IBR Offenses above exclude those with a disposition of Unfounded and those where the Patrol Area indicated on the report fell outside of the indicated district boundaries.



FCPD GROUP A IBR OFFENSES - WEST SPRINGFIELD DISTRICT

WEST SPRINGFIELD DISTRICT



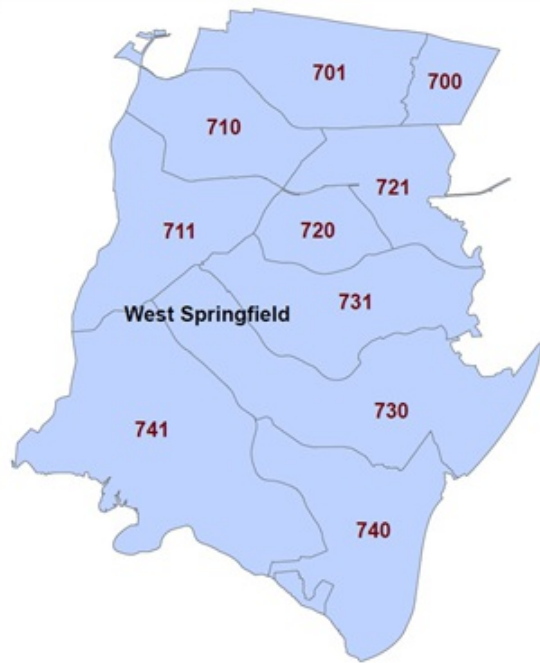
| IBR CATEGORY | | 2014 | 2015 |
|-------------------------|--|-------|-------|
| CRIMES AGAINST PROPERTY | ARSON | 6 | 7 |
| | BURGLARY/BREAKING & ENTERING | 134 | 122 |
| | COUNTERFEITING/FORGERY | 39 | 64 |
| | DESTRUCTION/DAMAGE/VANDALISM OF PROPERTY | 965 | 829 |
| | EMBEZZLEMENT | 17 | 18 |
| | EXTORTION/BLACKMAIL | 3 | 3 |
| | FRAUD OFFENSES | 566 | 568 |
| | LARCENY/THEFT OFFENSES | 1,766 | 1,455 |
| | MOTOR VEHICLE THEFT | 123 | 79 |
| | ROBBERY | 35 | 44 |
| CRIMES AGAINST SOCIETY | STOLEN PROPERTY OFFENSES | 4 | 8 |
| | DRUG/NARCOTIC OFFENSES | 474 | 506 |
| | PORNOGRAPHY/OBSCENE MATERIAL | 25 | 23 |
| | PROSTITUTION OFFENSES | | 1 |
| | WEAPON LAW VIOLATIONS | 53 | 59 |
| TOTAL | | 4,210 | 3,786 |

IBR Offenses above exclude those with a disposition of Unfounded and those where the Patrol Area indicated on the report fell outside of the indicated district boundaries.



FCPD GROUP A IBR OFFENSES - WEST SPRINGFIELD DISTRICT

2015 BREAKDOWN BY PATROL AREA



| Patrol Area.. | CRIMES AGAINST PROPERTY | CRIMES AGAINST SOCIETY |
|---------------|-------------------------|------------------------|
| 700 | 454 | 95 |
| 701 | 211 | 40 |
| 710 | 326 | 88 |
| 711 | 379 | 62 |
| 720 | 324 | 69 |
| 721 | 292 | 70 |
| 730 | 548 | 60 |
| 731 | 397 | 65 |
| 740 | 220 | 33 |
| 741 | 46 | 7 |

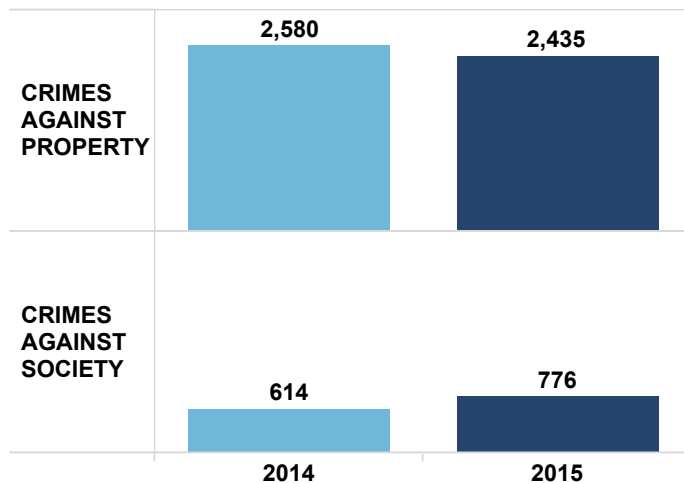
| | | 2015 | | | | | | | | | |
|-------------------------|--|------|-----|-----|-----|-----|-----|-----|-----|-----|-----|
| IBR CATEGORY | | 700 | 701 | 710 | 711 | 720 | 721 | 730 | 731 | 740 | 741 |
| CRIMES AGAINST PROPERTY | ARSON | 1 | 3 | | | | | | 3 | | |
| | BURGLARY/BREAKING & ENTERING | 30 | 10 | 9 | 16 | 5 | 15 | 17 | 12 | 6 | 2 |
| | COUNTERFEITING/FORGERY | 7 | 2 | 5 | 5 | 15 | 7 | 10 | 5 | 7 | 1 |
| | DESTRUCTION/DAMAGE/VANDALISM OF PROPERTY | 152 | 58 | 108 | 84 | 76 | 70 | 128 | 104 | 44 | 5 |
| | EMBEZZLEMENT | | 1 | 1 | 2 | 2 | 2 | 8 | 2 | | |
| | EXTORTION/BLACKMAIL | 2 | | | | | | 1 | | | |
| | FRAUD OFFENSES | 29 | 48 | 53 | 74 | 81 | 40 | 101 | 80 | 41 | 21 |
| | LARCENY/THEFT OFFENSES | 196 | 81 | 146 | 186 | 136 | 142 | 258 | 186 | 108 | 16 |
| | MOTOR VEHICLE THEFT | 18 | 5 | 3 | 6 | 6 | 10 | 16 | 4 | 10 | 1 |
| | ROBBERY | 19 | 2 | 1 | 3 | 3 | 5 | 7 | 1 | 3 | |
| CRIMES AGAINST SOCIETY | STOLEN PROPERTY OFFENSES | | 1 | | 3 | | 1 | 2 | | 1 | |
| | DRUG/NARCOTIC OFFENSES | 83 | 33 | 79 | 52 | 61 | 60 | 47 | 60 | 27 | 4 |
| | PORNOGRAPHY/OBSCENE MATERIAL | 3 | 3 | 6 | 3 | 2 | 2 | 2 | | 1 | 1 |
| | PROSTITUTION OFFENSES | 1 | | | | | | | | | |
| | WEAPON LAW VIOLATIONS | 8 | 4 | 3 | 7 | 6 | 8 | 11 | 5 | 5 | 2 |
| TOTAL | | 549 | 251 | 414 | 441 | 393 | 362 | 608 | 462 | 253 | 53 |

IBR Offenses above exclude those with a disposition of Unfounded and those where the Patrol Area indicated on the report fell outside of the indicated district boundaries.



FCPD GROUP A IBR OFFENSES - FAIR OAKS DISTRICT

FAIR OAKS DISTRICT



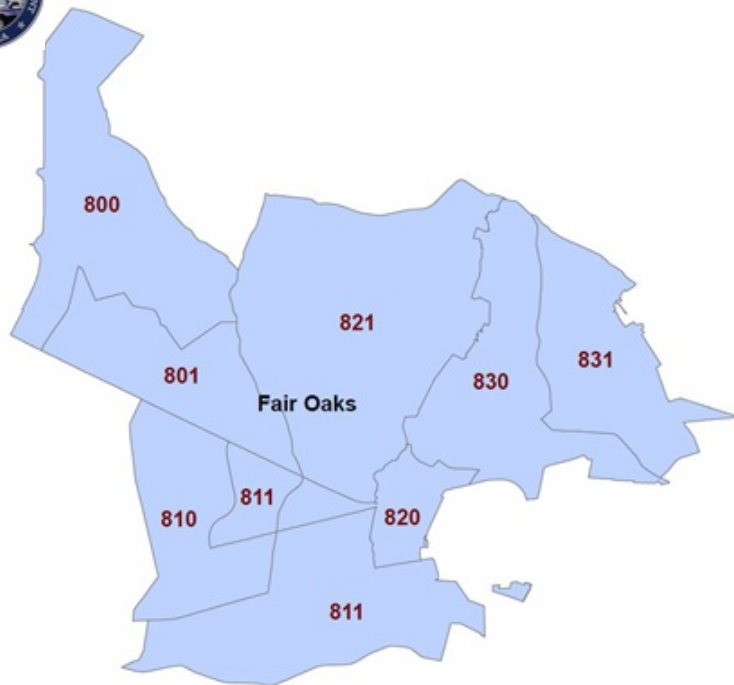
| IBR CATEGORY | | 2014 | 2015 |
|-------------------------|--|-------|-------|
| CRIMES AGAINST PROPERTY | ARSON | 5 | 1 |
| | BURGLARY/BREAKING & ENTERING | 81 | 75 |
| | COUNTERFEITING/FORGERY | 50 | 65 |
| | DESTRUCTION/DAMAGE/VANDALISM OF PROPERTY | 537 | 449 |
| | EMBEZZLEMENT | 40 | 35 |
| | EXTORTION/BLACKMAIL | 5 | 1 |
| | FRAUD OFFENSES | 408 | 451 |
| | LARCENY/THEFT OFFENSES | 1,388 | 1,273 |
| | MOTOR VEHICLE THEFT | 46 | 65 |
| | ROBBERY | 15 | 15 |
| | STOLEN PROPERTY OFFENSES | 5 | 5 |
| CRIMES AGAINST SOCIETY | DRUG/NARCOTIC OFFENSES | 494 | 629 |
| | GAMBLING OFFENSES | 5 | 4 |
| | PORNOGRAPHY/OBSCENE MATERIAL | 29 | 24 |
| | PROSTITUTION OFFENSES | 67 | 69 |
| | WEAPON LAW VIOLATIONS | 19 | 50 |
| TOTAL | | 3,194 | 3,211 |

IBR Offenses above exclude those with a disposition of Unfounded and those where the Patrol Area indicated on the report fell outside of the indicated district boundaries.



FCPD GROUP A IBR OFFENSES - FAIR OAKS DISTRICT

2015 BREAKDOWN BY PATROL AREA



| Patrol Area.. | CRIMES AGAINST PROPERTY | CRIMES AGAINST SOCIETY |
|---------------|-------------------------|------------------------|
| 800 | 294 | 77 |
| 801 | 173 | 66 |
| 810 | 363 | 85 |
| 811 | 433 | 107 |
| 820 | 547 | 277 |
| 821 | 132 | 30 |
| 830 | 205 | 58 |
| 831 | 288 | 76 |

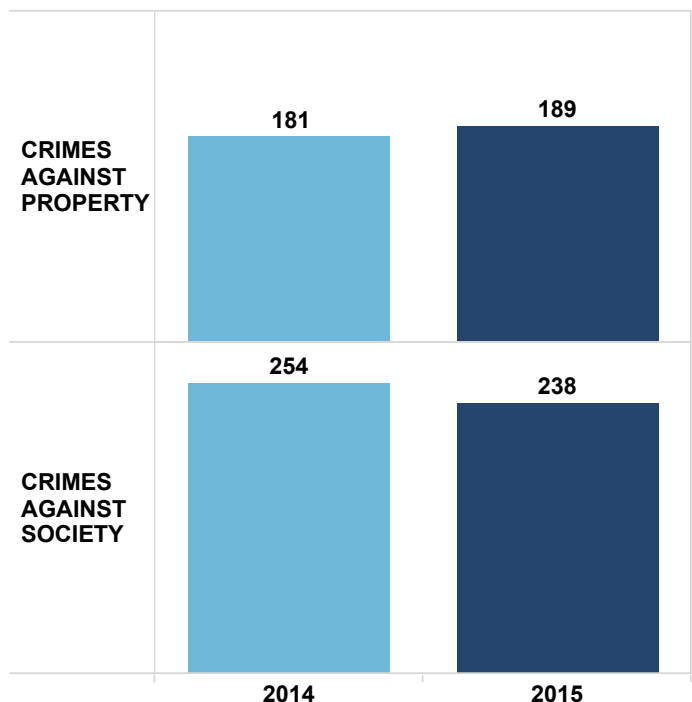
| IBR CATEGORY | | 2015 | | | | | | | |
|-------------------------|--|------|-----|-----|-----|-----|-----|-----|-----|
| | | 800 | 811 | 830 | 820 | 831 | 810 | 801 | 821 |
| CRIMES AGAINST PROPERTY | ARSON | | | | | | 1 | | |
| | BURGLARY/BREAKING & ENTERING | 12 | 7 | 12 | 13 | 13 | 4 | 11 | 3 |
| | COUNTERFEITING/FORGERY | 5 | 13 | 7 | 20 | 8 | 7 | 3 | 2 |
| | DESTRUCTION/DAMAGE/VANDALISM OF PROPERTY | 65 | 77 | 60 | 55 | 54 | 70 | 38 | 30 |
| | EMBEZZLEMENT | 1 | 2 | | 17 | 2 | 11 | 2 | |
| | EXTORTION/BLACKMAIL | | | | | | | 1 | |
| | FRAUD OFFENSES | 42 | 77 | 39 | 60 | 59 | 69 | 38 | 67 |
| | LARCENY/THEFT OFFENSES | 144 | 242 | 77 | 370 | 140 | 194 | 77 | 29 |
| | MOTOR VEHICLE THEFT | 18 | 12 | 10 | 9 | 9 | 6 | 1 | |
| | ROBBERY | 7 | 1 | | 1 | 2 | 1 | 2 | 1 |
| CRIMES AGAINST SOCIETY | STOLEN PROPERTY OFFENSES | | 2 | | 2 | 1 | | | |
| | DRUG/NARCOTIC OFFENSES | 35 | 90 | 50 | 231 | 72 | 72 | 51 | 28 |
| | GAMBLING OFFENSES | 1 | | | 3 | | | | |
| | PORNOGRAPHY/OBSCENE MATERIAL | 2 | 4 | | 15 | 1 | | 1 | 1 |
| | PROSTITUTION OFFENSES | 35 | 1 | 1 | 24 | | 1 | 7 | |
| | WEAPON LAW VIOLATIONS | 4 | 12 | 7 | 4 | 3 | 12 | 7 | 1 |
| | TOTAL | 371 | 540 | 263 | 824 | 364 | 448 | 239 | 162 |

IBR Offenses above exclude those with a disposition of Unfounded and those where the Patrol Area indicated on the report fell outside of the indicated district boundaries.



FCPD GROUP A IBR OFFENSES - NO STATION INDICATED

**NO
STATION
INDICATED**



| IBR CATEGORY | | 2014 | 2015 |
|-------------------------|--|------|------|
| CRIMES AGAINST PROPERTY | BURGLARY/BREAKING & ENTERING | 5 | |
| | COUNTERFEITING/FORGERY | 6 | 28 |
| | DESTRUCTION/DAMAGE/VANDALISM OF PROPERTY | 29 | 32 |
| | EMBEZZLEMENT | 2 | 2 |
| | EXTORTION/BLACKMAIL | | 1 |
| | FRAUD OFFENSES | 35 | 23 |
| | LARCENY/THEFT OFFENSES | 93 | 97 |
| | MOTOR VEHICLE THEFT | 6 | 3 |
| | ROBBERY | 3 | 2 |
| | STOLEN PROPERTY OFFENSES | 2 | 1 |
| CRIMES AGAINST SOCIETY | DRUG/NARCOTIC OFFENSES | 237 | 224 |
| | GAMBLING OFFENSES | 3 | |
| | PORNOGRAPHY/OBSCENE MATERIAL | 1 | 2 |
| | PROSTITUTION OFFENSES | 6 | 4 |
| | WEAPON LAW VIOLATIONS | 7 | 8 |
| TOTAL | | 435 | 427 |

The IBR Offenses above exclude those with a disposition of Unfounded. *NO STATION INDICATED indicates non-Patrol District Stations such as Administrative Support Bureau, Criminal Investigation Bureau, Information Technology Bureau, Internal Affairs Bureau, Operations Support Bureau, Planning & Research Bureau, Public Affairs Bureau, and Resource Management Bureau.



FCPD GROUP A IBR OFFENSES

2014 Case Status and Closure Rates

The following Group A Offenses "closed" status and "closure rates" are based on case disposition at the time of publishing. Closed status included the following disposition types: Closed by Arrest, Exceptional Closures, and Service Closures for all founded offenses. Exceptional Closures include those where investigative efforts for a crime committed result in circumstances where it is beyond police means to make an arrest. Service Closures include those where investigative efforts determine that there was no crime committed. Closure rates are calculated based on the percentage of "closed" dispositions in comparison to the overall number of reported offenses in each category. The number of offenses includes both those where the offender attempted an offense and those where the offender completed the offense. The calendar year included represents the year in which the crime was reported.

2014 GROUP A OFFENSES CASE STATUS

| IBR CATEGORY | 2014 | | TOTAL |
|--|--------|--------|--------|
| | ACTIVE | CLOSED | |
| ARSON | 22 | 10 | 32 |
| ASSAULT OFFENSES | 2,235 | 4,242 | 6,477 |
| BRIBERY | 1 | 1 | 2 |
| BURGLARY/BREAKING & ENTERING | 574 | 333 | 907 |
| COUNTERFEITING/FORGERY | 269 | 214 | 483 |
| DESTRUCTION/DAMAGE/VANDALISM OF PROPERTY | 5,145 | 884 | 6,029 |
| DRUG/NARCOTIC OFFENSES | 870 | 3,598 | 4,468 |
| EMBEZZLEMENT | 53 | 249 | 302 |
| EXTORTION/BLACKMAIL | 13 | 6 | 19 |
| FRAUD OFFENSES | 3,198 | 472 | 3,670 |
| GAMBLING OFFENSES | 5 | 6 | 11 |
| HOMICIDE OFFENSES | 3 | 7 | 10 |
| KIDNAPPING/ABDUCTION | 23 | 92 | 115 |
| LARCENY/THEFT OFFENSES | 9,162 | 3,960 | 13,122 |
| MOTOR VEHICLE THEFT | 485 | 254 | 739 |
| PORNOGRAPHY/OBSCENE MATERIAL | 31 | 75 | 106 |
| PROSTITUTION OFFENSES | 2 | 162 | 164 |
| ROBBERY | 239 | 162 | 401 |
| SEX OFFENSES, FORCIBLE | 90 | 152 | 242 |
| SEX OFFENSES, NONFORCIBLE | 1 | 4 | 5 |
| STOLEN PROPERTY OFFENSES | 15 | 43 | 58 |
| WEAPON LAW VIOLATIONS | 181 | 241 | 422 |
| TOTAL | 22,617 | 15,167 | 37,784 |

2014 GROUP A OFFENSES CLOSURE RATES

| IBR CATEGORY | 2014 CLOSED |
|--|----------------|
| ARSON | 31.25% |
| ASSAULT OFFENSES | 65.49% |
| BRIBERY | 50.00% |
| BURGLARY/BREAKING & ENTERING | 36.71% |
| COUNTERFEITING/FORGERY | 44.31% |
| DESTRUCTION/DAMAGE/VANDALISM OF PROPERTY | 14.66% |
| DRUG/NARCOTIC OFFENSES | 80.53% |
| EMBEZZLEMENT | 82.45% |
| EXTORTION/BLACKMAIL | 31.58% |
| FRAUD OFFENSES | 12.86% |
| GAMBLING OFFENSES | 54.55% |
| HOMICIDE OFFENSES | 70.00% |
| KIDNAPPING/ABDUCTION | 80.00% |
| LARCENY/THEFT OFFENSES | 30.18% |
| MOTOR VEHICLE THEFT | 34.37% |
| PORNOGRAPHY/OBSCENE MATERIAL | 70.75% |
| PROSTITUTION OFFENSES | 98.78% |
| ROBBERY | 40.40% |
| SEX OFFENSES, FORCIBLE | 62.81% |
| SEX OFFENSES, NONFORCIBLE | 80.00% |
| STOLEN PROPERTY OFFENSES | 74.14% |
| WEAPON LAW VIOLATIONS | 57.11% |
| TOTAL | 40.14% |



FCPD GROUP A IBR OFFENSES

2015 Case Status and Closure Rates

The following Group A Offenses "closed" status and "closure rates" are based on case disposition at the time of publishing. Closed status included the following disposition types: Closed by Arrest, Exceptional Closures, and Service Closures for all founded offenses. Exceptional Closures include those where investigative efforts for a crime committed result in circumstances where it is beyond police means to make an arrest. Service Closures include those where investigative efforts determine that there was no crime committed. Closure rates are calculated based on the percentage of "closed" dispositions in comparison to the overall number of reported offenses in each category. The number of offenses includes both those where the offender attempted an offense and those where the offender completed the offense. The calendar year included represents the year in which the crime was reported.

2015 GROUP A OFFENSES CASE STATUS

| IBR CATEGORY | 2015 | | TOTAL |
|--|--------|--------|--------|
| | ACTIVE | CLOSED | |
| ARSON | 30 | 9 | 39 |
| ASSAULT OFFENSES | 2,742 | 3,798 | 6,540 |
| BRIBERY | | 5 | 5 |
| BURGLARY/BREAKING & ENTERING | 508 | 329 | 837 |
| COUNTERFEITING/FORGERY | 268 | 333 | 601 |
| DESTRUCTION/DAMAGE/VANDALISM OF PROPERTY | 4,324 | 693 | 5,017 |
| DRUG/NARCOTIC OFFENSES | 1,125 | 3,562 | 4,687 |
| EMBEZZLEMENT | 63 | 196 | 259 |
| EXTORTION/BLACKMAIL | 16 | 4 | 20 |
| FRAUD OFFENSES | 3,330 | 469 | 3,799 |
| GAMBLING OFFENSES | 3 | 4 | 7 |
| HOMICIDE OFFENSES | 5 | 8 | 13 |
| KIDNAPPING/ABDUCTION | 20 | 90 | 110 |
| LARCENY/THEFT OFFENSES | 9,468 | 3,852 | 13,320 |
| MOTOR VEHICLE THEFT | 563 | 229 | 792 |
| PORNOGRAPHY/OBSCENE MATERIAL | 55 | 62 | 117 |
| PROSTITUTION OFFENSES | 4 | 138 | 142 |
| ROBBERY | 307 | 141 | 448 |
| SEX OFFENSES, FORCIBLE | 81 | 118 | 199 |
| SEX OFFENSES, NONFORCIBLE | 1 | 1 | 2 |
| STOLEN PROPERTY OFFENSES | 12 | 58 | 70 |
| WEAPON LAW VIOLATIONS | 198 | 244 | 442 |
| TOTAL | 23,123 | 14,343 | 37,466 |

2015 GROUP A OFFENSES CLOSURE RATES

| IBR CATEGORY | 2015 CLOSED |
|--|----------------|
| ARSON | 23.08% |
| ASSAULT OFFENSES | 58.07% |
| BRIBERY | 100.00% |
| BURGLARY/BREAKING & ENTERING | 39.31% |
| COUNTERFEITING/FORGERY | 55.41% |
| DESTRUCTION/DAMAGE/VANDALISM OF PROPERTY | 13.81% |
| DRUG/NARCOTIC OFFENSES | 76.00% |
| EMBEZZLEMENT | 75.68% |
| EXTORTION/BLACKMAIL | 20.00% |
| FRAUD OFFENSES | 12.35% |
| GAMBLING OFFENSES | 57.14% |
| HOMICIDE OFFENSES | 61.54% |
| KIDNAPPING/ABDUCTION | 81.82% |
| LARCENY/THEFT OFFENSES | 28.92% |
| MOTOR VEHICLE THEFT | 28.91% |
| PORNOGRAPHY/OBSCENE MATERIAL | 52.99% |
| PROSTITUTION OFFENSES | 97.18% |
| ROBBERY | 31.47% |
| SEX OFFENSES, FORCIBLE | 59.30% |
| SEX OFFENSES, NONFORCIBLE | 50.00% |
| STOLEN PROPERTY OFFENSES | 82.86% |
| WEAPON LAW VIOLATIONS | 55.20% |
| TOTAL | 38.28% |