



FAIRFAX COUNTY POLICE DEPARTMENT STATISTICAL REPORT

CALENDAR YEARS 2015 & 2016



Published: February 2017



February 2017

FAIRFAX COUNTY POLICE DEPARTMENT STATISTICAL REPORT

YEARS: 2015 & 2016

FCPD GROUP A IBR OFFENSE STATISTICS

GROUP A IBR OFFENSES - METHODOLOGY

GROUP A IBR OFFENSES - CRIMES AGAINST PERSONS

GROUP A IBR OFFENSES - CRIMES AGAINST PROPERTY & CRIMES AGAINST SOCIETY

GROUP A IBR OFFENSES - CASE STATUS & CLOSURE RATES

FCPD CALLS FOR SERVICE STATISTICS

CALLS FOR SERVICE - METHODOLOGY

CALLS FOR SERVICE - COUNTYWIDE BREAKDOWN

AVERAGE RESPONSE TIMES BY PRIORITY & STATION

PRIORITY 1 AVERAGE RESPONSE TIMES BY HOUR BLOCKS

FCPD ARREST AND CITATION STATISTICS

ARRESTS - METHODOLOGY

ARRESTS - BY TYPE & AGE GROUP (JUVENILE VS ADULT)

ARRESTS - BY STATIONS

CITATIONS - COUNTYWIDE BREAKDOWN



February 2017

FAIRFAX COUNTY POLICE DEPARTMENT STATISTICAL REPORT

GROUP A IBR OFFENSES



FAIRFAX COUNTY POLICE DEPARTMENT STATISTICAL PACKAGE - GROUP A IBR OFFENSES YEARS: 2015 & 2016

February 2017

The Fairfax County Police Department gathers statistical data based on the Virginia State Police Uniform Crime Reporting Incident Based Reporting (IBR) system. Information relating to two different levels of offenses is collected by the IBR system. The most serious offenses are designated as Group "A" offenses; the less serious offenses are designated as Group "B" offenses. Group "A" offenses consist of 22 categories of crimes involving 46 different offenses; a maximum of 10 offenses per incident may be reported. Group "B" offenses, consisting of 12 crime categories, only require reporting arrest data and the identification of the case and reporting agency. IBR offenses are divided into three categories: "Crimes Against Persons," "Crimes Against Property," or "Crimes Against Society." Crimes Against Persons are those whose victims are always individuals. The object of Crimes Against Property is to obtain money, property, or some other benefit. Crimes Against Society represent society's prohibition against engaging in certain types of activity. The use of named Districts indicates activity within the particular police district's geographical boundaries regardless of officer assignment. This data is not reflective of Board of Supervisor District boundaries.

This report represents the Fairfax County Police Department's Group A IBR Offenses.

Crimes Against Persons are calculated by the number of *victims* of reported offenses based on the date reported.

Crimes Against Property and Crimes Against Society are calculated by the number of reported *offenses* based on the date reported.

IBR Offenses captured in this report exclude those with a disposition of Unfounded.

NOTE: Statistics for 2015 used in this report may differ from those published in 2015 reports. Additional cases were reclassified as they were under active investigations after the 2015 report was published. This may include status changes to initial offenses and reclassification of offense titles from the initial date reported. The 2016 report is also subject to change due to reclassification.

GROUP A IBR OFFENSE CATEGORIES

CRIMES AGAINST PERSONS:

Assault Offenses: Aggravated Assault, Simple Assault, Intimidation

Homicide Offenses: Murder and Nonnegligent Manslaughter, Negligent Manslaughter

Kidnapping/Abduction

Sex Offenses, Forcible: Forcible Rape, Forcible Sodomy, Sexual Assault With An Object, Forcible Fondling

Sex Offenses, Nonforcible: Incest, Statutory Rape

CRIMES AGAINST SOCIETY:

Drug/Narcotic Offenses: Drug/Narcotic Violations, Drug Equipment Violations

Gambling Offenses: Betting/Watering, Operating/Promoting/Assisting Gambling, Gambling Equipment Violations, Sports Tampering

Pornography/Obscene Material

Prostitution Offenses: Prostitution, Assisting or Promoting Prostitution

Weapon Law Violations

CRIMES AGAINST PROPERTY:

Arson

Bribery

Burglary/Breaking and Entering

Counterfeiting/Forgery

Destruction/Damage/Vandalism of Property

Embezzlement

Extortion/Blackmail

Fraud Offenses: False Pretenses/Swindle/Confidence Game, Credit Card/Automatic Teller Machine Fraud, Impersonation, Welfare Fraud, Wire Fraud

Larceny/Theft Offenses: Pocket-picking, Purse-snatching, Shoplifting, Theft from Building, Theft from Coin-Operated Machine or Device, Theft from Motor Vehicle, Theft of Motor Vehicle Parts or Accessories, All Other Larceny

Motor Vehicle Theft

Robbery

Stolen Property Offenses



February 2017

FAIRFAX COUNTY POLICE DEPARTMENT STATISTICAL REPORT

GROUP A IBR OFFENSES - CRIMES AGAINST PERSONS

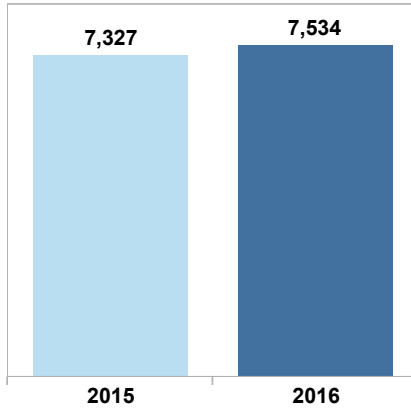
(by victim count)



FCPD CRIMES AGAINST PERSONS STATISTICS

ASSAULT OFFENSES

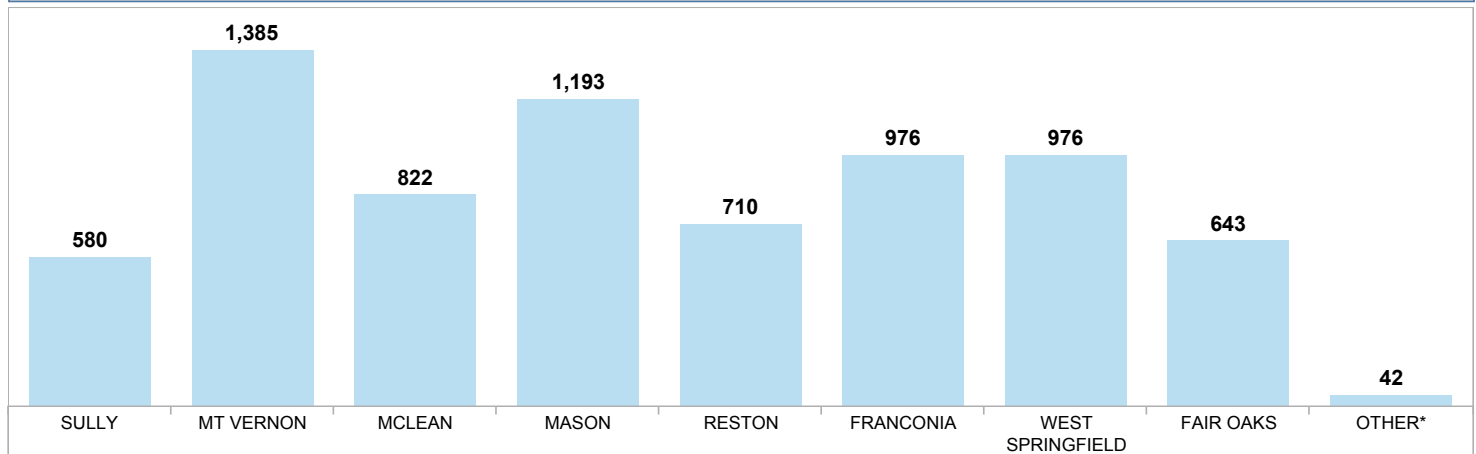
ASSAULT VICTIMS by YEAR



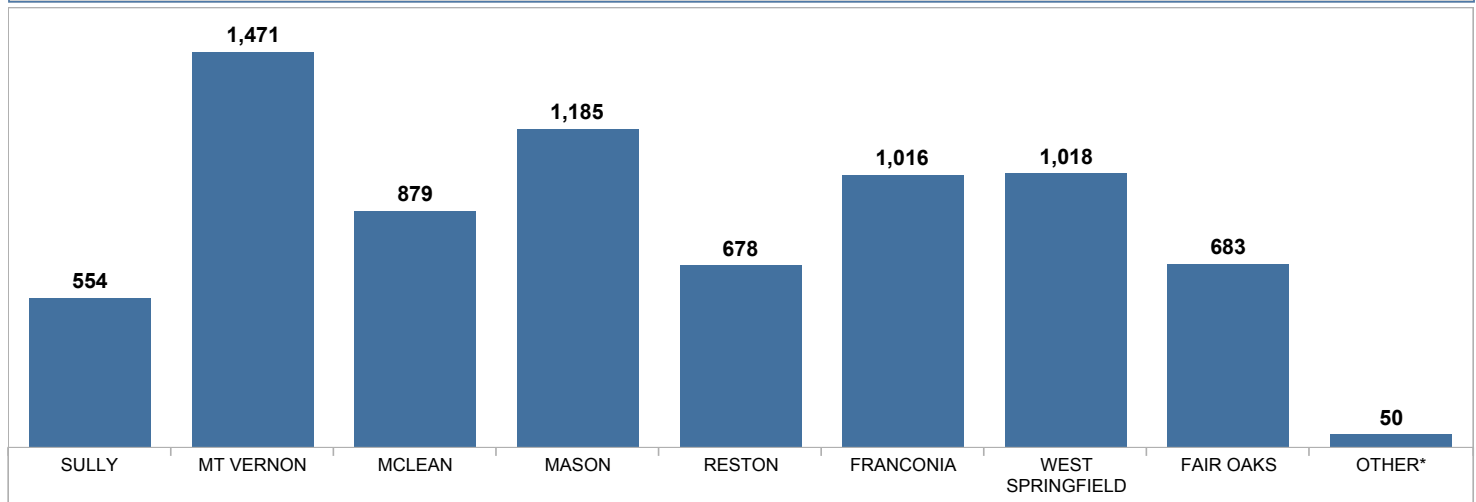
ASSAULT VICTIMS
by YEAR & STATION

	2015	2016
SULLY	580	554
MT VERNON	1,385	1,471
MCLEAN	822	879
MASON	1,193	1,185
RESTON	710	678
FRANCONIA	976	1,016
WEST SPRINGFIELD	976	1,018
FAIR OAKS	643	683
OTHER*	42	50
TOTAL	7,327	7,534

2015 ASSAULT VICTIMS



2016 ASSAULT VICTIMS



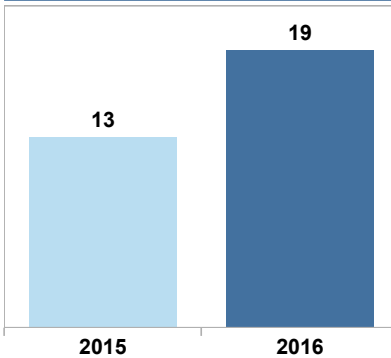
*OTHER indicates data without a station indicated in the Records Management System.



FCPD CRIMES AGAINST PERSONS STATISTICS

HOMICIDE OFFENSES

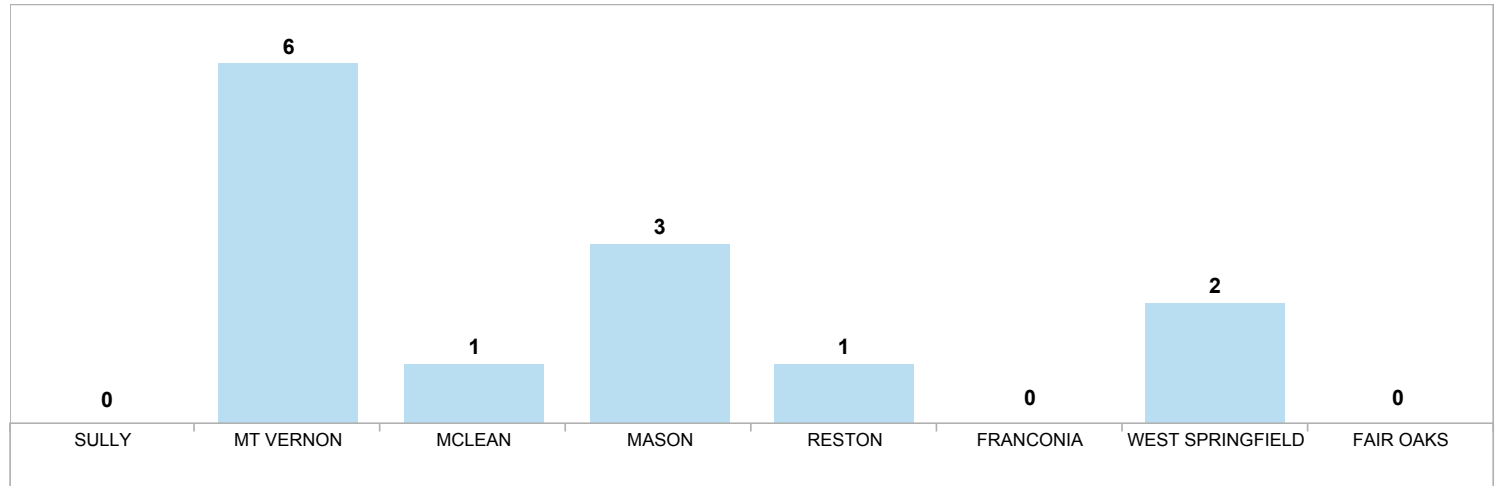
HOMICIDE VICTIMS
by YEAR



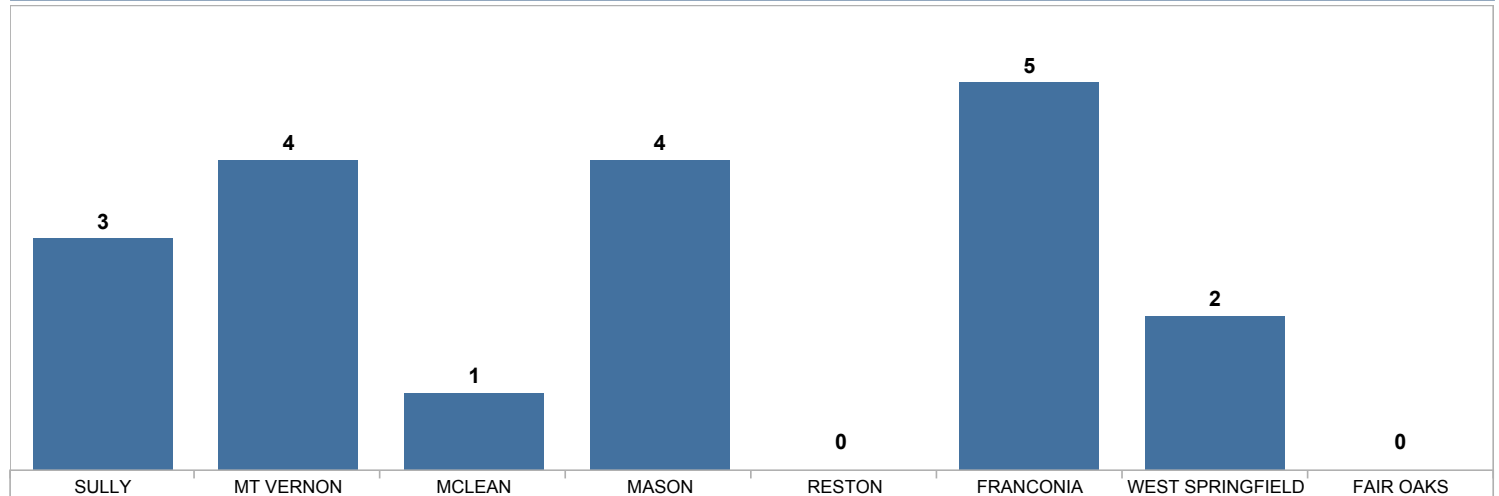
HOMICIDE VICTIMS
by YEAR & STATION

STATION	2015	2016
SULLY	0	3
MT VERNON	6	4
MCLEAN	1	1
MASON	3	4
RESTON	1	0
FRANCONIA	0	5
WEST SPRINGFIELD	2	2
TOTAL	13	19

2015 HOMICIDE VICTIMS



2016 HOMICIDE VICTIMS

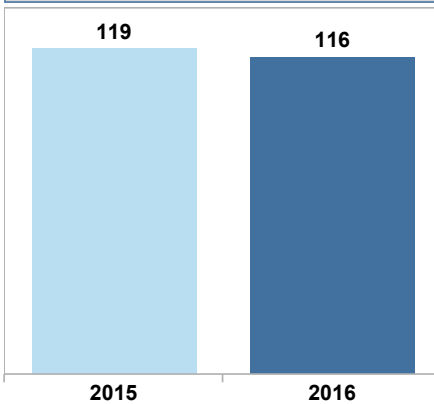




FCPD CRIMES AGAINST PERSONS STATISTICS

KIDNAPPING/ABDUCTION OFFENSES

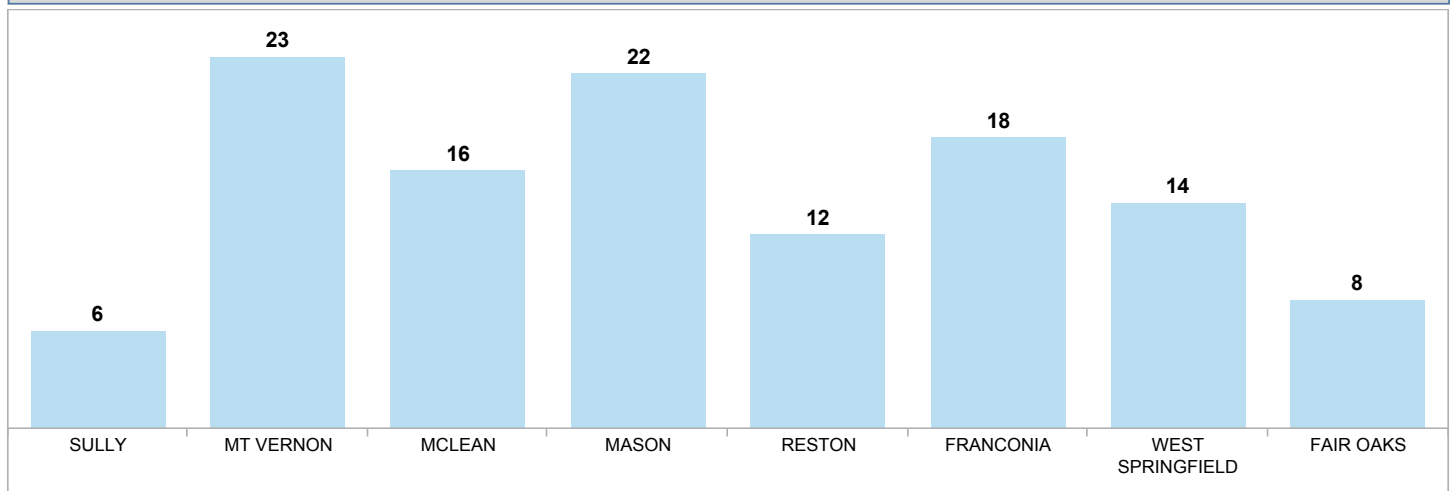
KIDNAPPING/ABDUCTION
VICTIMS by YEAR



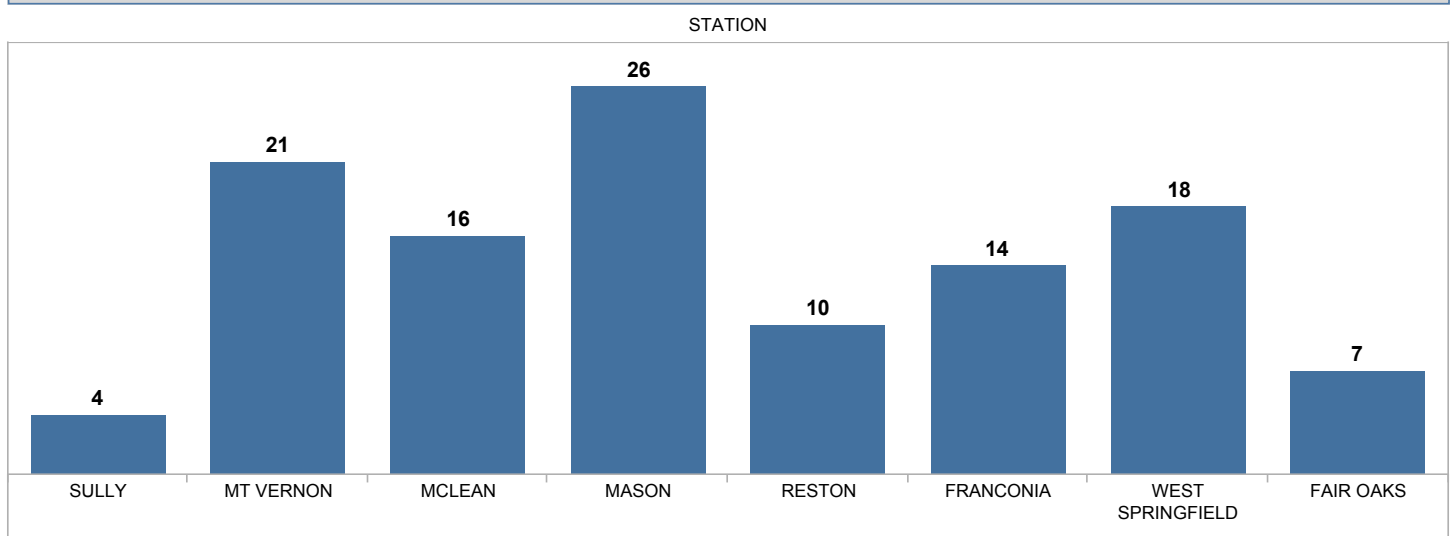
KIDNAPPING/ABDUCTION
VICTIMS by YEAR & STATION

STATION	2015	2016
SULLY	6	4
MT VERNON	23	21
MCLEAN	16	16
MASON	22	26
RESTON	12	10
FRANCONIA	18	14
WEST SPRINGFIELD	14	18
FAIR OAKS	8	7
TOTAL	119	116

2015 KIDNAPPING/ABDUCTION VICTIMS



2016 KIDNAPPING/ABDUCTION VICTIMS

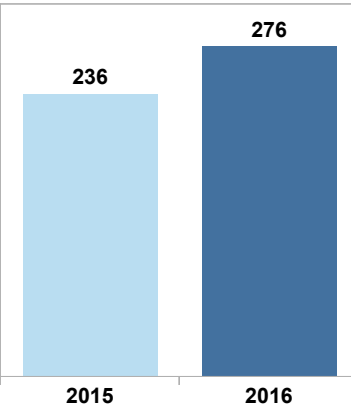




FCPD CRIMES AGAINST PERSONS STATISTICS

SEX OFFENSES

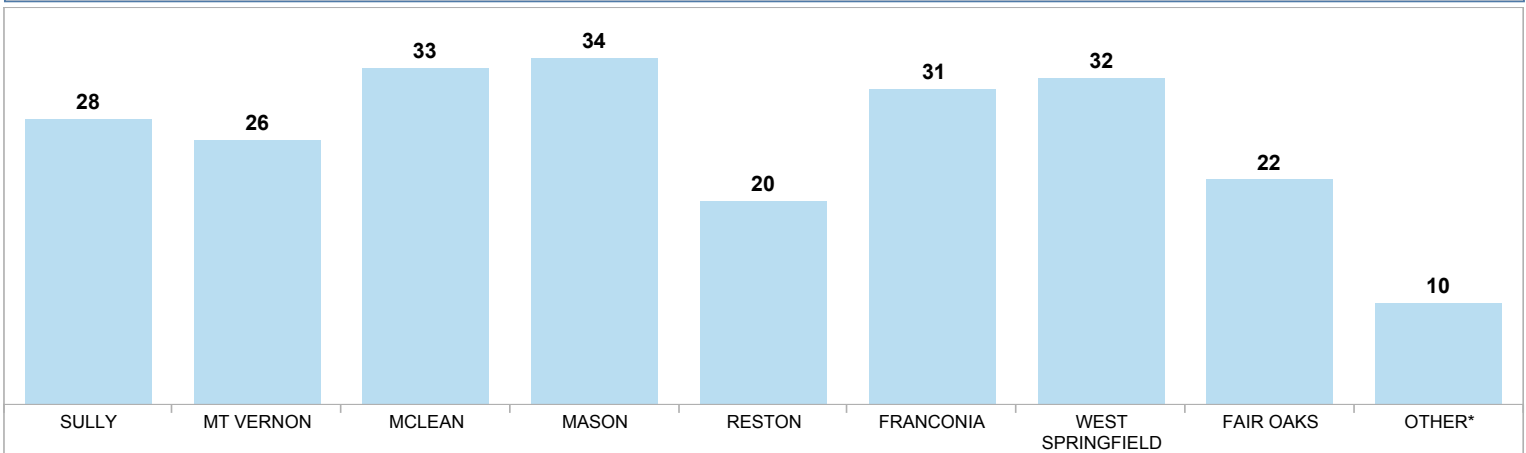
SEX OFFENSE VICTIMS by YEAR



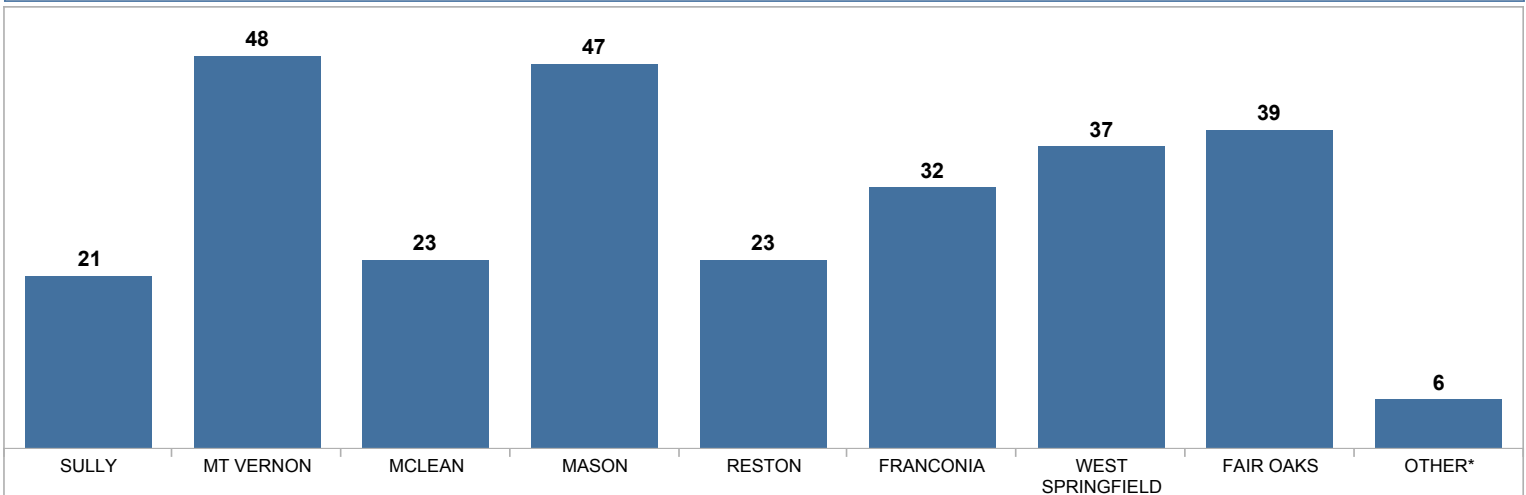
SEX OFFENSE VICTIMS
by YEAR & STATION

STATION	2015	2016
SULLY	28	21
MT VERNON	26	48
MCLEAN	33	23
MASON	34	47
RESTON	20	23
FRANCONIA	31	32
WEST SPRINGFIELD	32	37
FAIR OAKS	22	39
OTHER*	10	6
TOTAL	236	276

2015 SEX OFFENSE VICTIMS



2016 SEX OFFENSE VICTIMS



*OTHER indicates data without a station indicated in the Records Management System.



February 2017

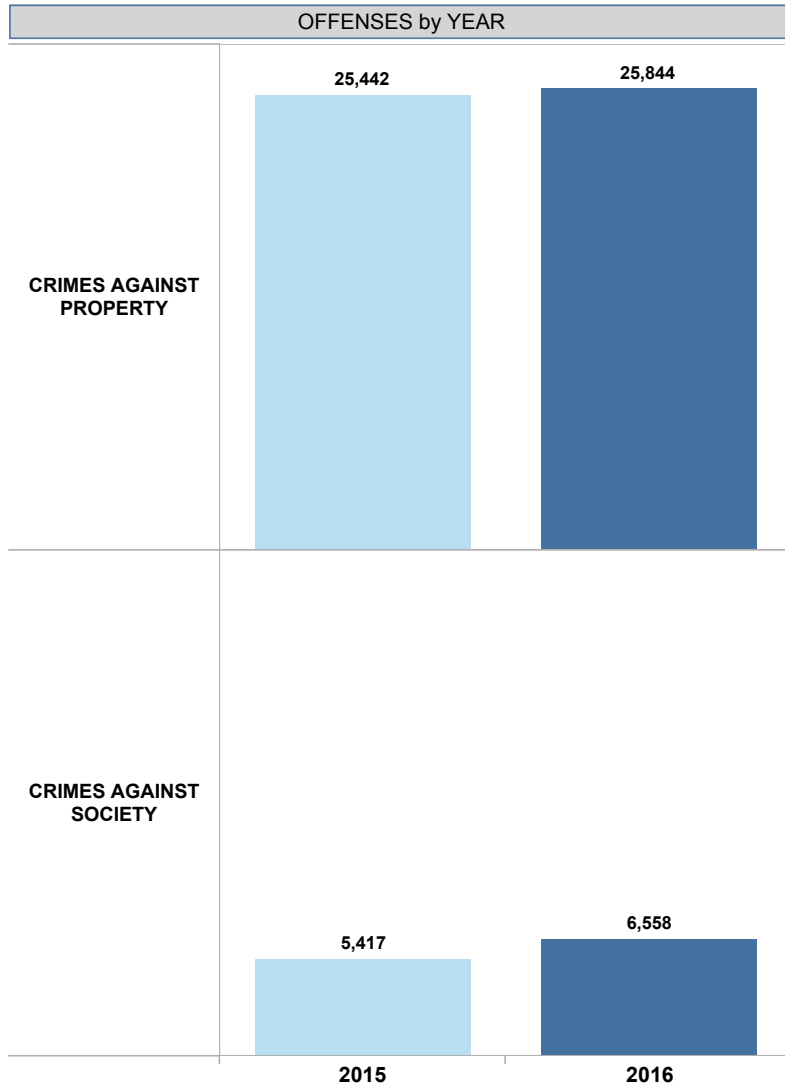
FAIRFAX COUNTY POLICE DEPARTMENT STATISTICAL REPORT

GROUP A IBR OFFENSES - CRIMES AGAINST PROPERTY AND CRIMES AGAINST SOCIETY

(by offense count)



FCPD GROUP A IBR OFFENSES CRIMES AGAINST PROPERTY & CRIMES AGAINST SOCIETY STATISTICS



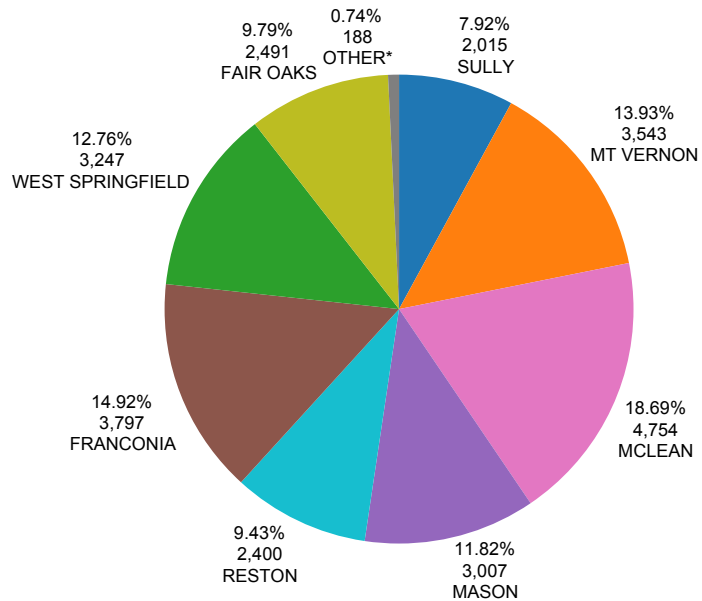
2015		
	CRIMES AGAINST PROPERTY	CRIMES AGAINST SOCIETY
SULLY	2,015	508
MT VERNON	3,543	813
MCLEAN	4,754	679
MASON	3,007	621
RESTON	2,400	405
FRANCONIA	3,797	781
WEST SPRINGFIELD	3,247	597
FAIR OAKS	2,491	775
OTHER*	188	238
2016		
	CRIMES AGAINST PROPERTY	CRIMES AGAINST SOCIETY
SULLY	1,941	573
MT VERNON	3,829	1,004
MCLEAN	4,428	779
MASON	3,181	790
RESTON	2,297	493
FRANCONIA	4,219	996
WEST SPRINGFIELD	3,058	582
FAIR OAKS	2,694	1,061
OTHER*	197	280

IBR Offenses above exclude those with a disposition of Unfounded.
*OTHER indicates data without a station indicated in the Records Management System.

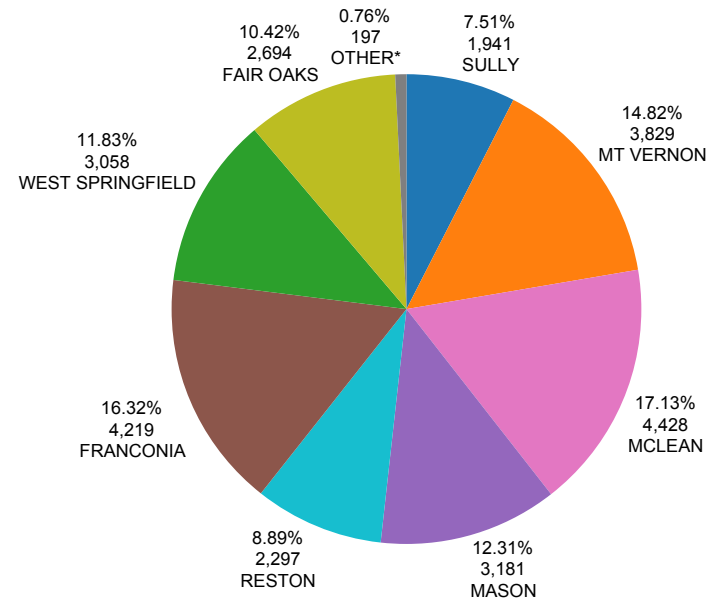


FCPD GROUP A IBR OFFENSES - CRIMES AGAINST PROPERTY STATISTICS

2015 CRIMES AGAINST PROPERTY
DISTRIBUTION by STATION



2016 CRIMES AGAINST PROPERTY
DISTRIBUTION by STATION



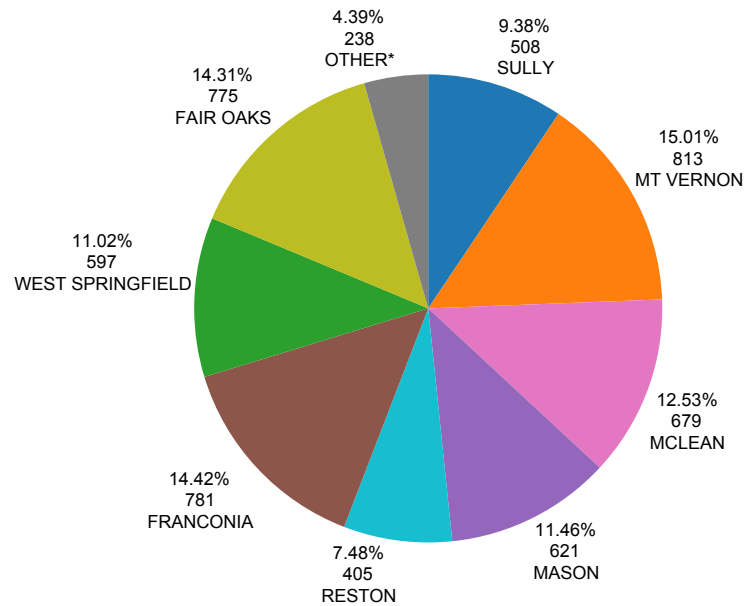
IBR Offenses above exclude those with a disposition of Unfounded.

*OTHER indicates data without a station indicated in the Records Management System.

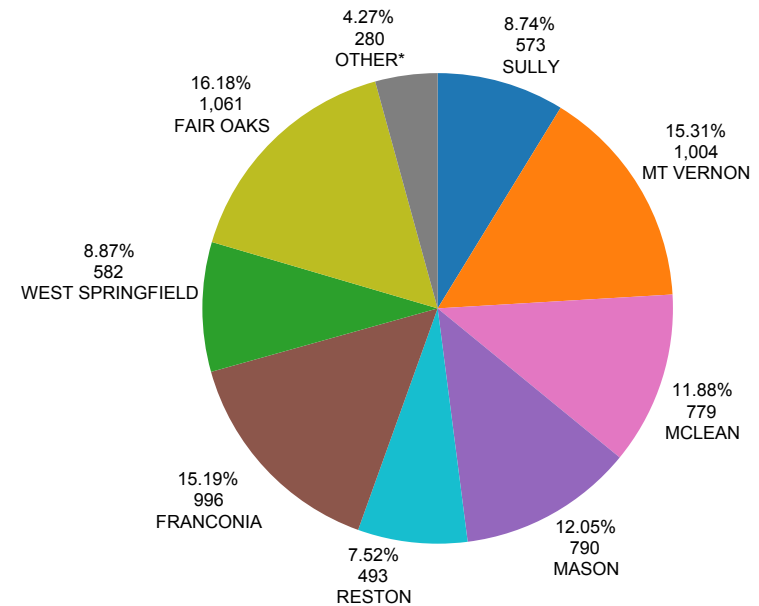


FCPD GROUP A IBR OFFENSES - CRIMES AGAINST SOCIETY STATISTICS

2015 CRIMES AGAINST SOCIETY
DISTRIBUTION by STATION



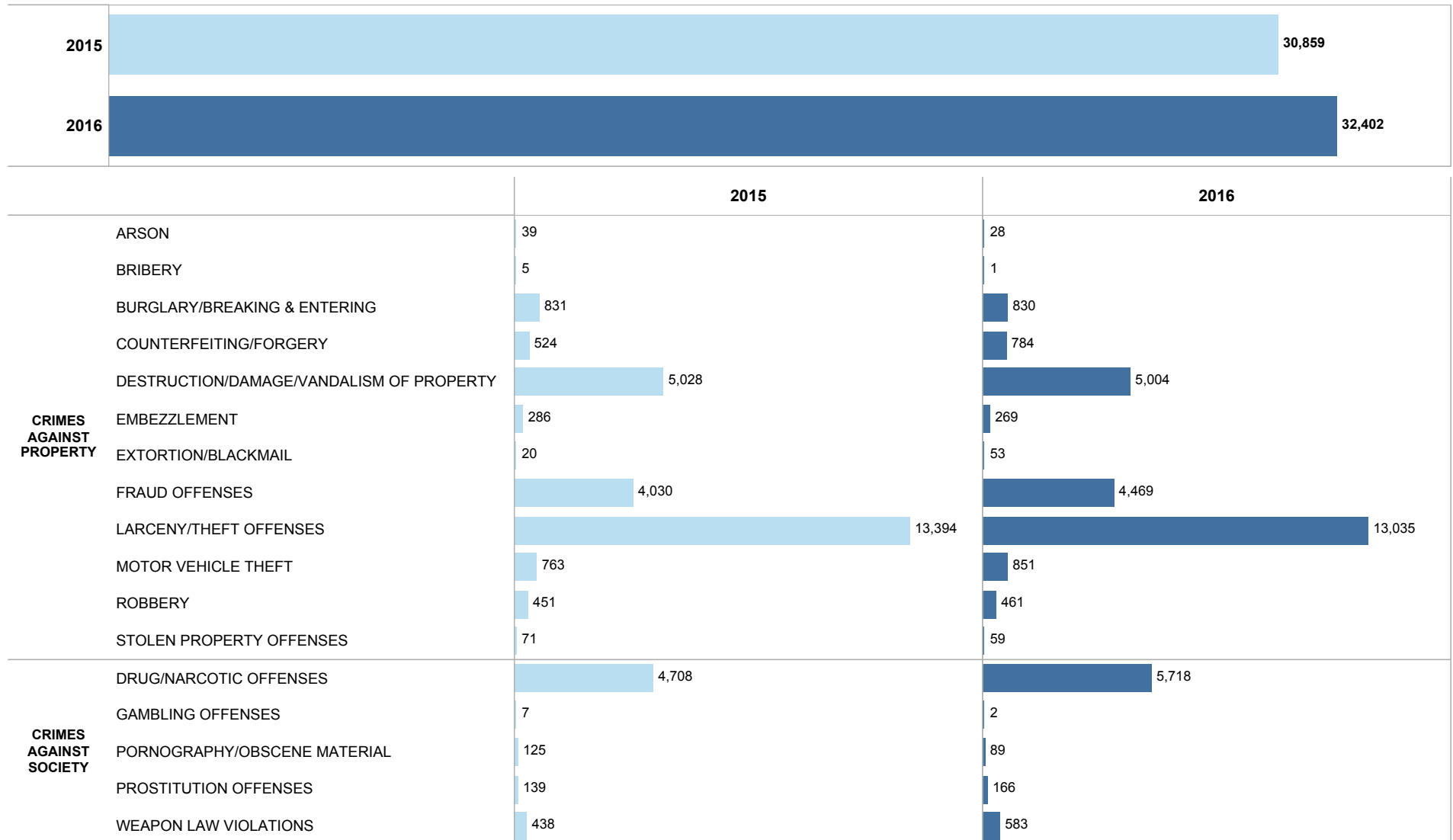
2016 CRIMES AGAINST SOCIETY
DISTRIBUTION by STATION



IBR Offenses above exclude those with a disposition of Unfounded.
*OTHER indicates data without a station indicated in the Records Management System.



FCPD GROUP A IBR OFFENSES CRIMES AGAINST PROPERTY & CRIMES AGAINST SOCIETY STATISTICS



IBR Offenses above exclude those with a disposition of Unfounded.



FCPD GROUP A IBR OFFENSE STATISTICS - SULLY DISTRICT

SULLY DISTRICT



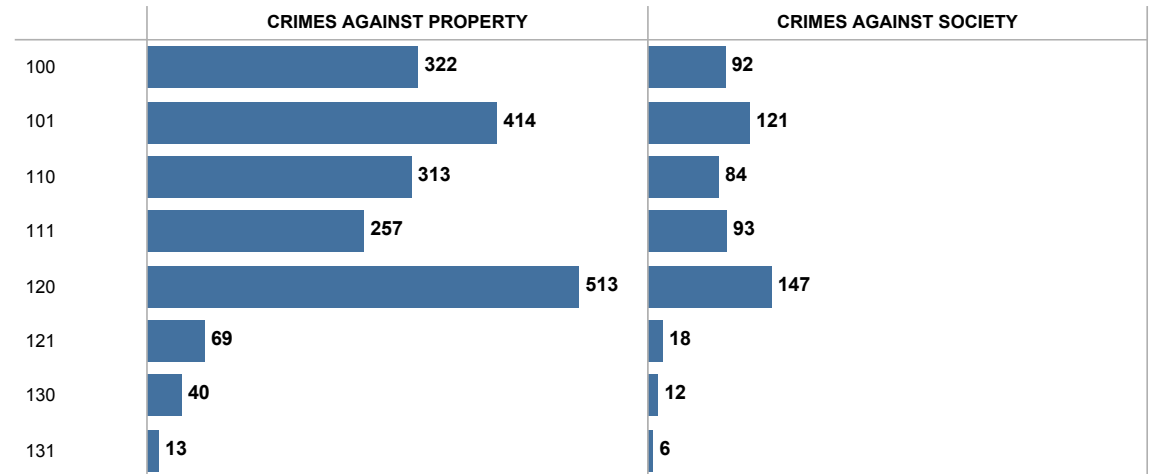
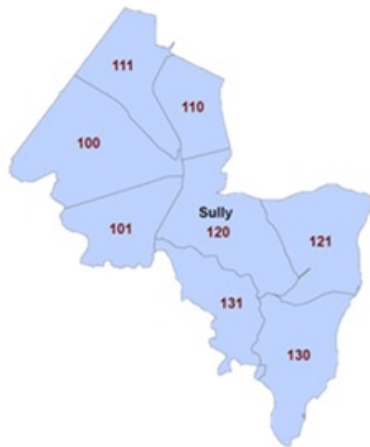
	2015	2016
CRIMES AGAINST PROPERTY	2,015	1,940
CRIMES AGAINST SOCIETY	508	573

	2015	2016
LARCENY/THEFT OFFENSES	1,041	869
DESTRUCTION/DAMAGE/VANDALISM OF PROPERTY	487	509
FRAUD OFFENSES	278	337
BURGLARY/BREAKING & ENTERING	67	58
MOTOR VEHICLE THEFT	68	48
COUNTERFEITING/FORGERY	24	61
ROBBERY	22	32
EMBEZZLEMENT	13	14
STOLEN PROPERTY OFFENSES	3	3
ARSON	10	5
EXTORTION/BLACKMAIL	2	4
DRUG/NARCOTIC OFFENSES	457	503
WEAPON LAW VIOLATIONS	36	59
PROSTITUTION OFFENSES	5	3
PORNOGRAPHY/OBSCENE MATERIAL	10	8
Total	2,523	2,513



FCPD GROUP A IBR OFFENSE STATISTICS

SULLY DISTRICT - 2016 BREAKDOWN by PATROL AREA



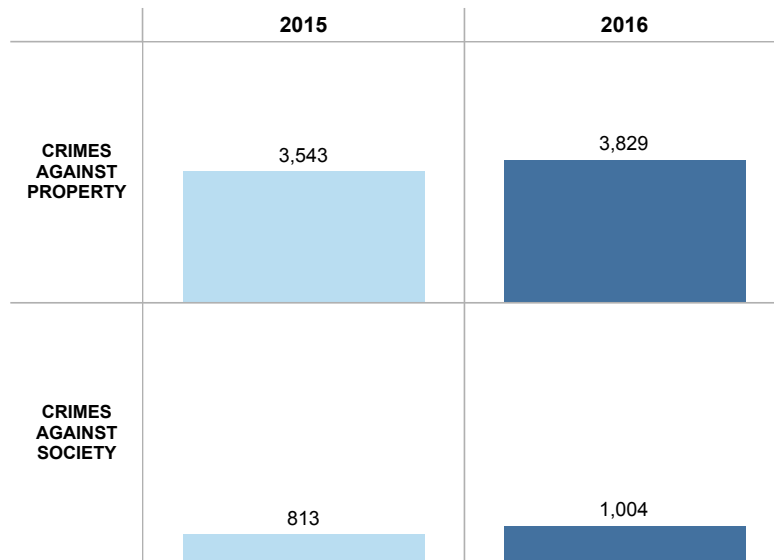
		100	101	110	111	120	121	130	131
CRIMES AGAINST PROPERTY	LARCENY/THEFT OFFENSES	167	164	123	131	243	26	12	3
	ARSON		1	2		2			
	BURGLARY/BREAKING & ENTERING	7	11	6	7	22	3	2	
	COUNTERFEITING/FORGERY	7	15	14	7	11	4		3
	DESTRUCTION/DAMAGE/VANDALISM OF PROPERTY	64	133	94	50	139	13	10	6
	EMBEZZLEMENT	1	4	2	4	1	2		
	EXTORTION/BLACKMAIL		1	2	1				
	FRAUD OFFENSES	67	70	51	39	76	18	16	1
	MOTOR VEHICLE THEFT	8	5	9	13	11	2		
	ROBBERY	1	8	10	4	8	1		
	STOLEN PROPERTY OFFENSES		2		1				
CRIMES AGAINST SOCIETY	DRUG/NARCOTIC OFFENSES	80	107	73	85	131	15	7	5
	PORNOGRAPHY/OBSCENE MATERIAL	1	1	2		3	1		
	PROSTITUTION OFFENSES				2	1			
	WEAPON LAW VIOLATIONS	11	13	9	6	12	2	5	1
Grand Total		414	535	397	350	660	87	52	19

IBR Offenses above exclude those with a disposition of Unfounded and those where the Patrol Area indicated on the report fell outside of the indicated district boundaries.



FCPD GROUP A IBR OFFENSE STATISTICS - MT VERNON DISTRICT

MT VERNON DISTRICT

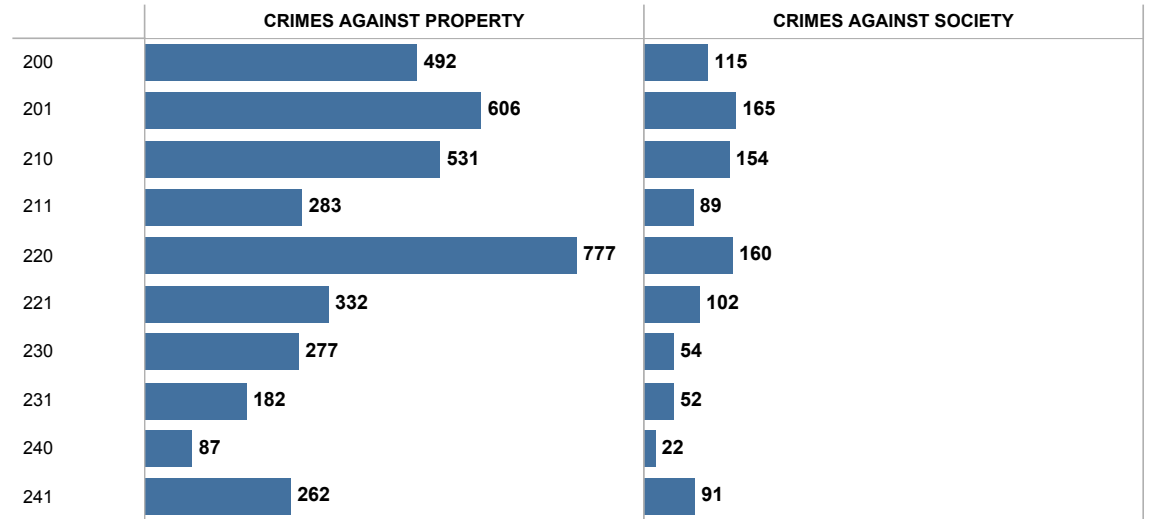
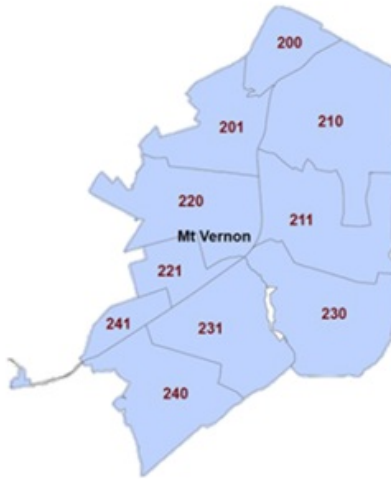


		2015	2016
CRIMES AGAINST PROPERTY	ARSON	3	3
	BURGLARY/BREAKING & ENTERING	123	124
	COUNTERFEITING/FORGERY	82	117
	DESTRUCTION/DAMAGE/VANDALISM OF PROPERTY	757	809
	EMBEZZLEMENT	20	28
	EXTORTION/BLACKMAIL	2	2
	FRAUD OFFENSES	505	498
	LARCENY/THEFT OFFENSES	1,787	1,927
	MOTOR VEHICLE THEFT	127	183
	ROBBERY	128	117
STOLEN PROPERTY OFFENSES	9	21	
CRIMES AGAINST SOCIETY	DRUG/NARCOTIC OFFENSES	704	875
	GAMBLING OFFENSES	1	1
	PORNOGRAPHY/OBSCENE MATERIAL	10	9
	PROSTITUTION OFFENSES	6	2
	WEAPON LAW VIOLATIONS	92	117
Total		4,356	4,833



FCPD GROUP A IBR OFFENSE STATISTICS

MT VERNON DISTRICT - 2016 BREAKDOWN by PATROL AREA



		200	201	210	211	220	221	230	231	240	241
CRIMES AGAINST PROPERTY	ARSON					1	1				1
	BURGLARY/BREAKING & ENTERING	22	16	10	8	21	13	1	15	3	15
	COUNTERFEITING/FORGERY	18	16	11	12	20	13	8	7	7	5
	DESTRUCTION/DAMAGE/VANDALISM OF PROPERTY	117	120	73	60	198	68	62	41	15	55
	EMBEZZLEMENT	2	7	4	2	8	2		1	1	1
	EXTORTION/BLACKMAIL		1					1			
	FRAUD OFFENSES	66	90	64	43	60	27	82	33	12	21
	LARCENY/THEFT OFFENSES	217	316	332	134	399	171	105	70	37	146
	MOTOR VEHICLE THEFT	31	26	26	13	35	15	11	11	8	7
	ROBBERY	18	10	8	9	32	20	5	4	3	8
CRIMES AGAINST SOCIETY	STOLEN PROPERTY OFFENSES	1	4	3	2	3	2	2		1	3
	DRUG/NARCOTIC OFFENSES	98	156	140	69	138	88	48	46	18	74
	GAMBLING OFFENSES					1					
	PORNOGRAPHY/OBSCENE MATERIAL		1	1	4		1	1	1		
	PROSTITUTION OFFENSES	1				1					
	WEAPON LAW VIOLATIONS	16	8	13	16	20	13	5	5	4	17
Grand Total		607	771	685	372	937	434	331	234	109	353

IBR Offenses above exclude those with a disposition of Unfounded and those where the Patrol Area indicated on the report fell outside of the indicated district boundaries.



FCPD GROUP A IBR OFFENSE STATISTICS - MCLEAN DISTRICT

MCLEAN DISTRICT



	2015	2016
ARSON	2	3
BRIBERY	1	1
BURGLARY/BREAKING & ENTERING	151	153
COUNTERFEITING/FORGERY	108	134
DESTRUCTION/DAMAGE/VANDALISM OF PROPERTY	623	568
EMBEZZLEMENT	89	71
EXTORTION/BLACKMAIL	3	7
FRAUD OFFENSES	838	822
LARCENY/THEFT OFFENSES	2,761	2,503
MOTOR VEHICLE THEFT	101	108
ROBBERY	48	47
STOLEN PROPERTY OFFENSES	29	12
Total	4,754	4,429

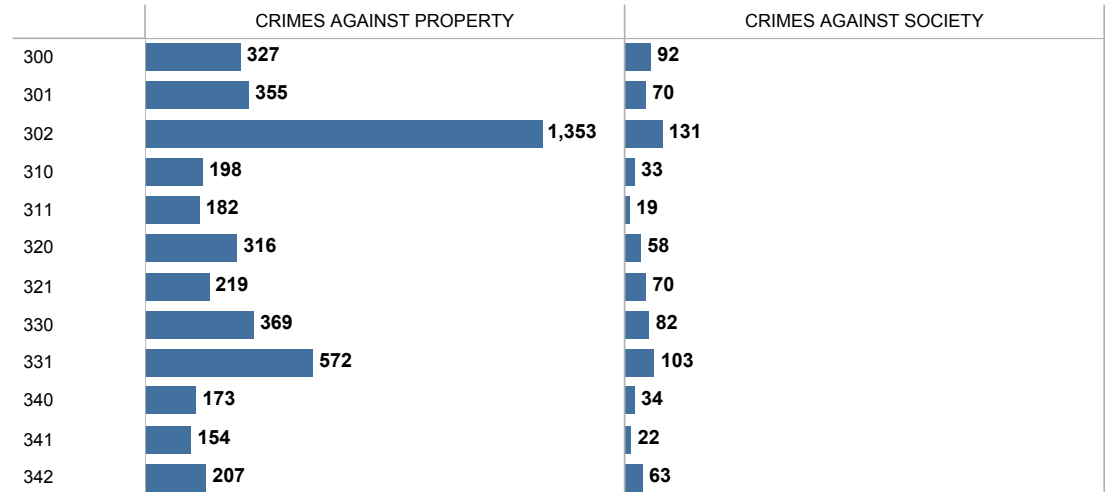
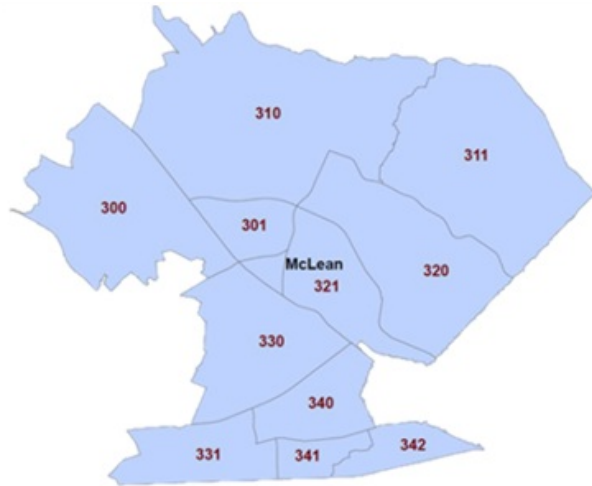
CRIMES
AGAINST
PROPERTY

	2015	2016
CRIMES AGAINST PROPERTY	4,754	4,429
CRIMES AGAINST SOCIETY	679	779



FCPD GROUP A IBR OFFENSE STATISTICS

MCLEAN DISTRICT - 2016 BREAKDOWN by PATROL AREA



		300	301	302	310	311	320	321	330	331	340	341	342
CRIMES AGAINST PROPERTY	MOTOR VEHICLE THEFT	14	6	8	2	2	7	6	15	20	14	5	8
	ARSON			1						1			1
	BRIBERY							1					
	BURGLARY/BREAKING & ENTERING	9	14	35	8	3	22	10	13	12	8	11	8
	COUNTERFEITING/FORGERY	14	11	27	8	2	7	3	16	31	4	4	7
	DESTRUCTION/DAMAGE/VANDALISM OF PROPERTY	45	40	57	39	41	57	41	62	58	36	43	48
	EMBEZZLEMENT	3	6	41	1	1		1	3	11	1	1	2
	EXTORTION/BLACKMAIL			1			3			2		1	
	FRAUD OFFENSES	80	75	161	53	56	105	46	72	86	34	16	37
	LARCENY/THEFT OFFENSES	157	199	1,010	87	76	111	109	182	345	71	68	87
	ROBBERY	5	4	5		1	2	2	6	4	4	5	9
	STOLEN PROPERTY OFFENSES			7			2			2	1		
CRIMES AGAINST SOCIETY	DRUG/NARCOTIC OFFENSES	84	65	126	31	18	47	64	75	93	30	21	47
	PORNOGRAPHY/OBSCENE MATERIAL	1	1		1					1			
	PROSTITUTION OFFENSES	3	2	1					4	2			9
	WEAPON LAW VIOLATIONS	4	2	4	1	1	11	6	3	7	4	1	7
Grand Total		419	425	1,484	231	201	374	289	451	675	207	176	270

IBR Offenses above exclude those with a disposition of Unfounded and those where the Patrol Area indicated on the report fell outside of the indicated district boundaries.



FCPD GROUP A IBR OFFENSE STATISTICS- MASON DISTRICT

MASON DISTRICT



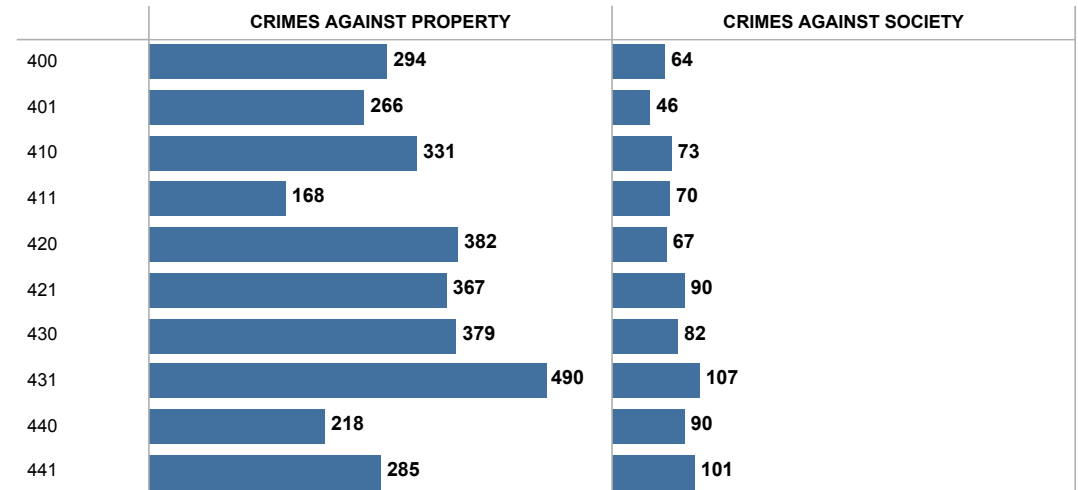
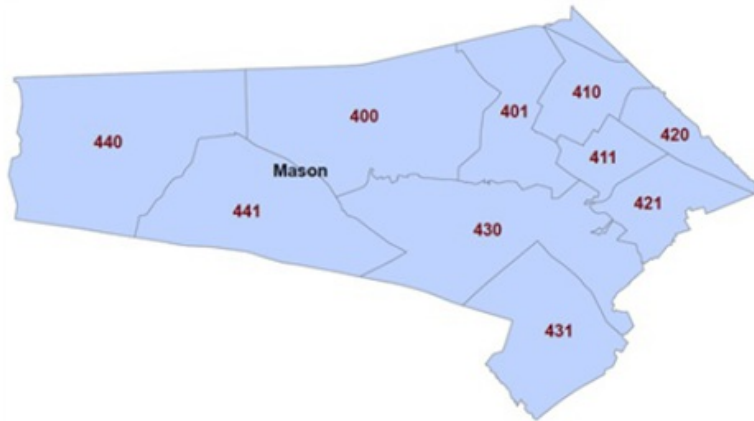
	2015	2016
CRIMES AGAINST PROPERTY	3,007	3,179
CRIMES AGAINST SOCIETY	621	790

		2015	2016
CRIMES AGAINST PROPERTY	ARSON	3	4
	BRIBERY	2	
	BURGLARY/BREAKING & ENTERING	98	111
	COUNTERFEITING/FORGERY	59	99
	DESTRUCTION/DAMAGE/VANDALISM OF PROPERTY	678	658
	EMBEZZLEMENT	37	34
	EXTORTION/BLACKMAIL	3	12
	FRAUD OFFENSES	379	460
	LARCENY/THEFT OFFENSES	1,546	1,581
	MOTOR VEHICLE THEFT	109	113
	ROBBERY	88	100
	STOLEN PROPERTY OFFENSES	5	7
CRIMES AGAINST SOCIETY	DRUG/NARCOTIC OFFENSES	525	662
	GAMBLING OFFENSES	2	
	PORNOGRAPHY/OBSCENE MATERIAL	22	10
	PROSTITUTION OFFENSES	10	40
	WEAPON LAW VIOLATIONS	62	78
Total		3,628	3,969



FPCPD GROUP A IBR OFFENSE STATISTICS

MASON DISTRICT - 2016 BREAKDOWN by PATROL AREA



		400	401	410	411	420	421	430	431	440	441
CRIMES AGAINST PROPERTY	ARSON			1		1				2	
	BURGLARY/BREAKING & ENTERING	18	10	12	6	10	8	14	11	9	13
	COUNTERFEITING/FORGERY	2	6	9	10	14	11	16	10	2	19
	DESTRUCTION/DAMAGE/VANDALISM OF PROPERTY	50	56	99	45	43	95	56	105	38	71
	EMBEZZLEMENT	2	10	4		5	3	3	3	1	3
	EXTORTION/BLACKMAIL	1	1	1		2	2	3	1		1
	FRAUD OFFENSES	49	34	34	19	57	51	70	48	54	45
	LARCENY/THEFT OFFENSES	148	128	150	63	234	167	204	276	101	110
	MOTOR VEHICLE THEFT	14	15	13	5	7	15	9	17	7	11
	ROBBERY	9	6	7	20	7	15	4	18	4	10
	STOLEN PROPERTY OFFENSES	1		1		2			1		2
CRIMES AGAINST SOCIETY	DRUG/NARCOTIC OFFENSES	54	35	67	59	61	78	71	94	51	92
	PORNOGRAPHY/OBSCENE MATERIAL	1		1	1		1	4	1	1	
	PROSTITUTION OFFENSES	1	8							31	
	WEAPON LAW VIOLATIONS	8	3	5	10	6	11	7	12	7	9
Grand Total		358	312	404	238	449	457	461	597	308	386

IBR Offenses above exclude those with a disposition of Unfounded and those where the Patrol Area indicated on the report fell outside of the indicated district boundaries.



FCPD GROUP A IBR OFFENSE STATISTICS- RESTON DISTRICT

RESTON DISTRICT



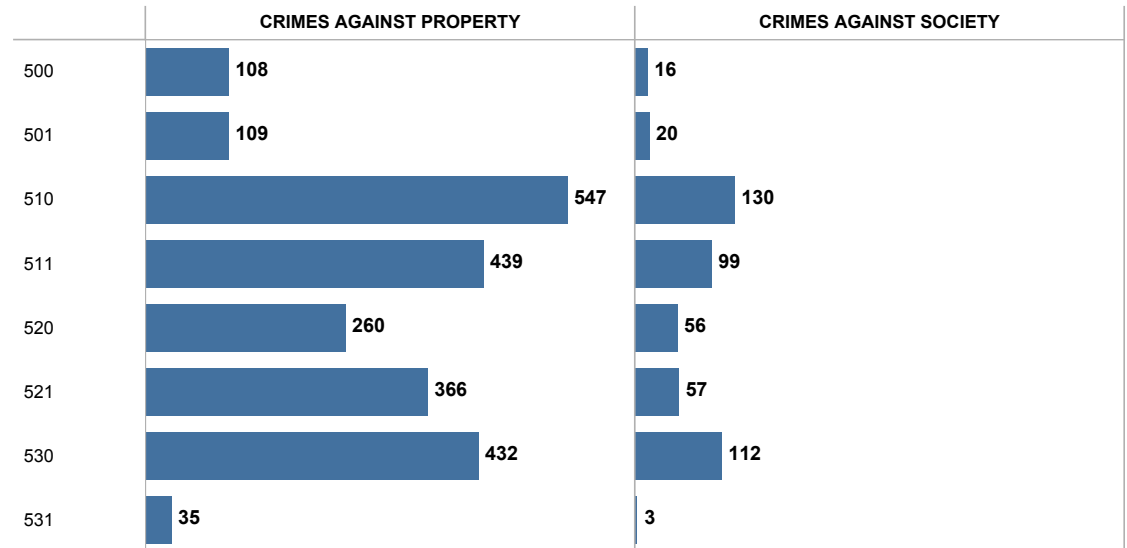
	2015	2016
CRIMES AGAINST PROPERTY	2,400	2,297
CRIMES AGAINST SOCIETY	405	493

	2015	2016
ARSON	3	3
BURGLARY/BREAKING & ENTERING	96	94
COUNTERFEITING/FORGERY	27	37
DESTRUCTION/DAMAGE/VANDALISM OF PROPERTY	517	480
EMBEZZLEMENT	20	21
EXTORTION/BLACKMAIL	2	5
FRAUD OFFENSES	406	435
LARCENY/THEFT OFFENSES	1,214	1,117
MOTOR VEHICLE THEFT	69	65
ROBBERY	43	36
STOLEN PROPERTY OFFENSES	3	4
CRIMES AGAINST PROPERTY		
DRUG/NARCOTIC OFFENSES	360	417
PORNOGRAPHY/OBSCENE MATERIAL	7	9
PROSTITUTION OFFENSES	4	3
WEAPON LAW VIOLATIONS	34	64
CRIMES AGAINST SOCIETY		
Total	2,805	2,790



FCPD GROUP A IBR OFFENSE STATISTICS

RESTON DISTRICT - 2016 BREAKDOWN by PATROL AREA



	500	501	510	511	520	521	530	531
CRIMES AGAINST PROPERTY	ARSON							
			2		1			
	9	1	11	21	18	17	12	5
	BURGLARY/BREAKING & ENTERING							
		2	7	5	5	8	8	1
	COUNTERFEITING/FORGERY							
	23	24	90	91	65	97	85	5
	DESTRUCTION/DAMAGE/VANDALISM OF PROPERTY							
			9	3		3	6	
	EMBEZZLEMENT							
CRIMES AGAINST SOCIETY	1		1	2			1	
	EXTORTION/BLACKMAIL							
	31	32	105	89	57	53	55	13
	FRAUD OFFENSES							
	41	48	300	214	99	160	246	9
	LARCENY/THEFT OFFENSES							
	3	1	13	11	15	14	7	1
	MOTOR VEHICLE THEFT							
		1	8	3		12	11	1
	ROBBERY							
CRIMES AGAINST SOCIETY			1			2	1	
	STOLEN PROPERTY OFFENSES							
	13	19	118	88	47	33	96	3
	DRUG/NARCOTIC OFFENSES							
	1		1		2	2	3	
PORNOGRAPHY/OBSCENE MATERIAL								
PROSTITUTION OFFENSES								
WEAPON LAW VIOLATIONS								
Grand Total								
	124	129	677	538	316	423	544	38

IBR Offenses above exclude those with a disposition of Unfounded and those where the Patrol Area indicated on the report fell outside of the indicated district boundaries.



FCPD GROUP A IBR OFFENSE STATISTICS - FRANCONIA DISTRICT

FRANCONIA DISTRICT



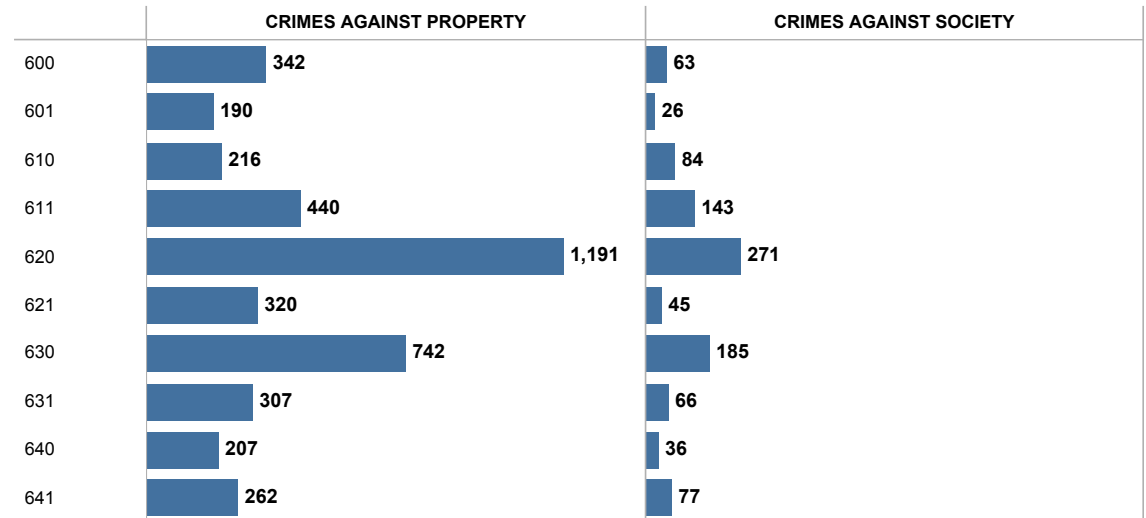
	2015	2016
CRIMES AGAINST PROPERTY	3,797	4,218
CRIMES AGAINST SOCIETY	781	996

		2015	2016
CRIMES AGAINST PROPERTY	ARSON	10	1
	BRIBERY	2	
	BURGLARY/BREAKING & ENTERING	99	108
	COUNTERFEITING/FORGERY	86	136
	DESTRUCTION/DAMAGE/VANDALISM OF PROPERTY	655	701
	EMBEZZLEMENT	44	42
	EXTORTION/BLACKMAIL	2	7
	FRAUD OFFENSES	490	584
	LARCENY/THEFT OFFENSES	2,196	2,366
	MOTOR VEHICLE THEFT	144	197
	ROBBERY	60	71
	STOLEN PROPERTY OFFENSES	9	5
CRIMES AGAINST SOCIETY	DRUG/NARCOTIC OFFENSES	687	884
	PORNOGRAPHY/OBSCENE MATERIAL	14	10
	PROSTITUTION OFFENSES	15	19
	WEAPON LAW VIOLATIONS	65	83
Total		4,578	5,214



FCPD GROUP A IBR OFFENSE STATISTICS

FRANCONIA DISTRICT - 2016 BREAKDOWN by PATROL AREA



	600	601	610	611	620	621	630	631	640	641
CRIMES AGAINST PROPERTY	ARSON									
	13	12	8	14	13	13	15	2	12	6
	BURGLARY/BREAKING & ENTERING									
	7	2	5	26	36	10	20	5	5	20
	COUNTERFEITING/FORGERY									
	94	36	56	92	89	50	94	73	51	65
	DESTRUCTION/DAMAGE/VANDALISM OF PROPERTY									
	2		2	4	23	1	5	1	3	1
	EMBEZZLEMENT									
	1	1	1			2			1	1
	EXTORTION/BLACKMAIL									
CRIMES AGAINST SOCIETY	62	26	31	72	110	52	104	61	28	38
	FRAUD OFFENSES									
	150	80	86	180	873	167	480	146	93	111
	LARCENY/THEFT OFFENSES									
	10	31	19	37	33	20	18	12	7	10
	MOTOR VEHICLE THEFT									
	3	2	7	14	12	5	6	7	5	10
	ROBBERY									
				1	2				2	
	STOLEN PROPERTY OFFENSES									
	50	22	77	135	244	40	170	54	26	66
CRIMES AGAINST SOCIETY	DRUG/NARCOTIC OFFENSES									
	2			1	3			1	2	1
	PORNOGRAPHY/OBSCENE MATERIAL									
	1		1	2	10	1	3	1		
CRIMES AGAINST SOCIETY	PROSTITUTION OFFENSES									
	10	4	6	5	14	4	12	10	8	10
WEAPON LAW VIOLATIONS										
Grand Total										

IBR Offenses above exclude those with a disposition of Unfounded and those where the Patrol Area indicated on the report fell outside of the indicated district boundaries.



FCPD GROUP A IBR OFFENSE STATISTICS - WEST SPRINGFIELD DISTRICT

WEST SPRINGFIELD DISTRICT



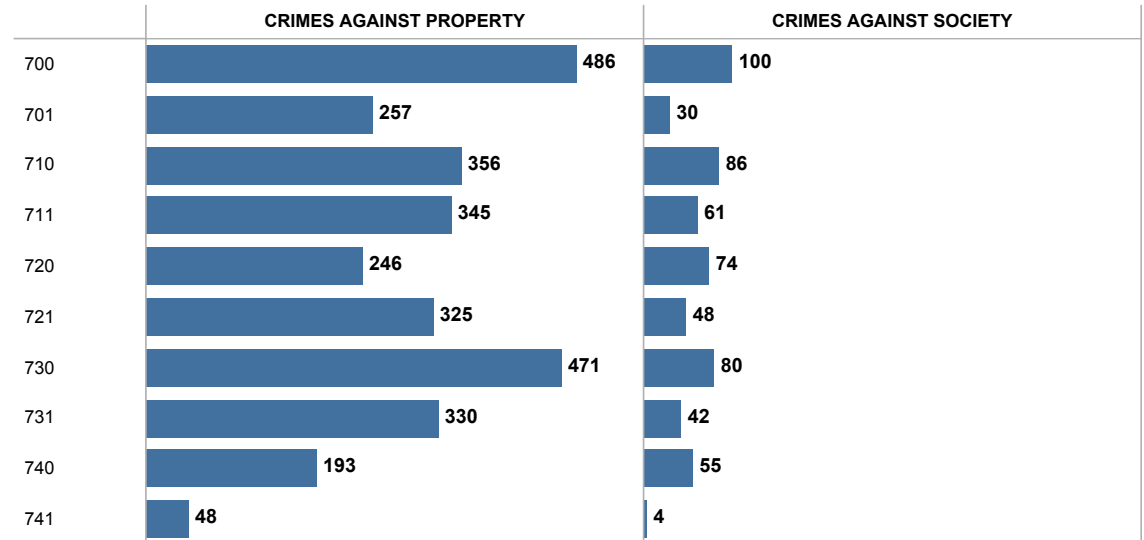
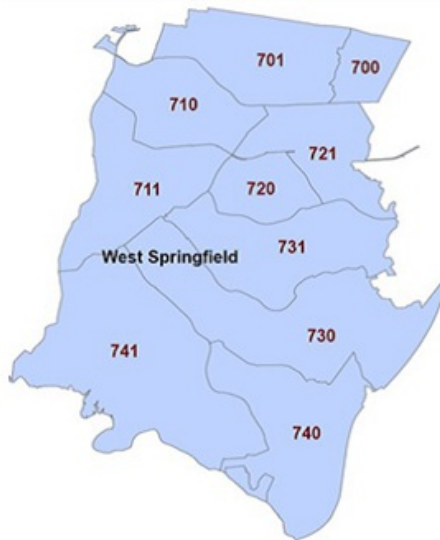
	2015	2016
CRIMES AGAINST PROPERTY	3,247	3,058
CRIMES AGAINST SOCIETY	597	582

	2015	2016
ARSON	7	8
BURGLARY/BREAKING & ENTERING	119	110
COUNTERFEITING/FORGERY	57	60
DESTRUCTION/DAMAGE/VANDALISM OF PROPERTY	827	770
EMBEZZLEMENT	19	16
EXTORTION/BLACKMAIL	3	6
FRAUD OFFENSES	613	653
LARCENY/THEFT OFFENSES	1,473	1,310
MOTOR VEHICLE THEFT	77	88
ROBBERY	45	36
STOLEN PROPERTY OFFENSES	7	1
DRUG/NARCOTIC OFFENSES	514	481
PORNOGRAPHY/OBSCENE MATERIAL	24	23
PROSTITUTION OFFENSES	1	7
WEAPON LAW VIOLATIONS	58	71
Total	3,844	3,640



FCPD GROUP A IBR OFFENSE STATISTICS

WEST SPRINGFIELD DISTRICT - 2016 BREAKDOWN by PATROL AREA



	700	701	710	711	720	721	730	731	740	741
CRIMES AGAINST PROPERTY	DESTRUCTION/DAMAGE/VANDALISM OF PROPERTY									
	155	71	89	57	57	59	116	106	51	8
	ARSON									
	2	2	1		1	1			1	
	BURGLARY/BREAKING & ENTERING									
	34	15	13	6	6	10	11	11	4	
	COUNTERFEITING/FORGERY									
	10	4	6	4	6	10	5	5	7	3
	EMBEZZLEMENT									
			4	3		3	6			
	EXTORTION/BLACKMAIL									
	3		1	1	1					
CRIMES AGAINST SOCIETY	FRAUD OFFENSES									
	35	72	91	82	48	86	89	89	44	17
	LARCENY/THEFT OFFENSES									
	201	90	145	182	112	145	230	109	79	17
	MOTOR VEHICLE THEFT									
	31	3	5	4	7	9	13	8	6	2
	ROBBERY									
	15		1	6	8	2	1	2		1
	STOLEN PROPERTY OFFENSES									
									1	
CRIMES AGAINST SOCIETY	DRUG/NARCOTIC OFFENSES									
	77	23	74	54	66	42	62	32	47	3
	PORNOGRAPHY/OBSCENE MATERIAL									
	2	1	3	3	3		3	2	5	1
PROSTITUTION OFFENSES										
7										
WEAPON LAW VIOLATIONS										
14 6 9 4 5 6 15 8 3										
Grand Total										
586 287 442 406 320 373 551 372 248 52										

IBR Offenses above exclude those with a disposition of Unfounded and those where the Patrol Area indicated on the report fell outside of the indicated district boundaries.



FCPD GROUP A IBR OFFENSE STATISTICS - FAIR OAKS DISTRICT

FAIR OAKS DISTRICT



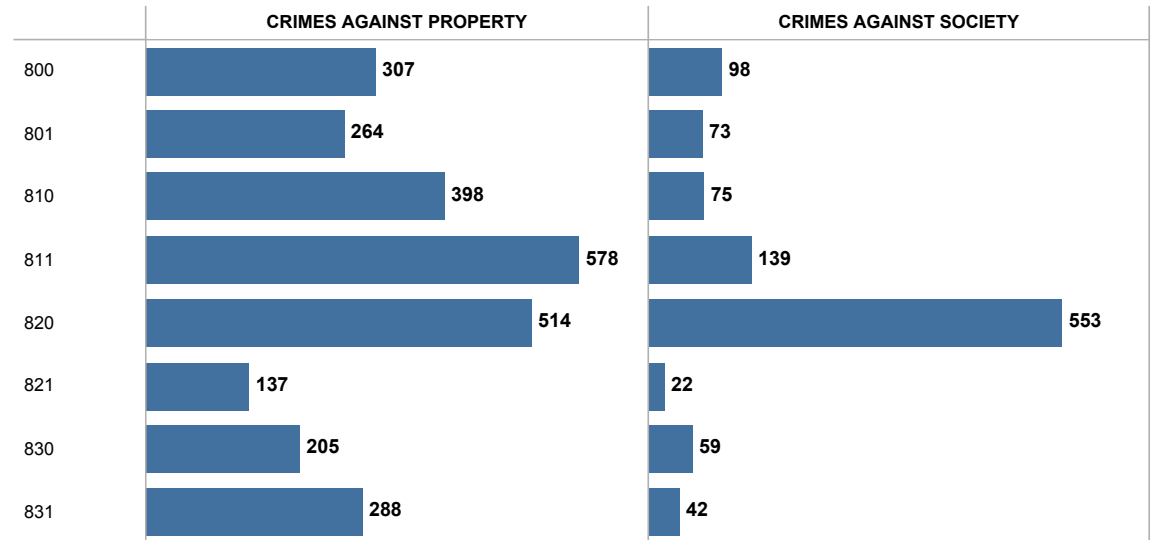
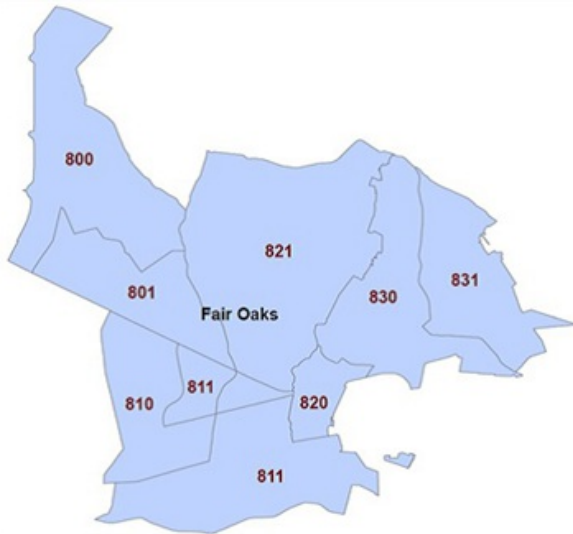
	2015	2016
CRIMES AGAINST PROPERTY	2,491	2,695
CRIMES AGAINST SOCIETY	775	1,061

	2015	2016
ARSON	1	1
BURGLARY/BREAKING & ENTERING	77	73
COUNTERFEITING/FORGERY	60	102
DESTRUCTION/DAMAGE/VANDALISM OF PROPERTY	451	477
EMBEZZLEMENT	41	42
EXTORTION/BLACKMAIL	2	10
FRAUD OFFENSES	495	625
LARCENY/THEFT OFFENSES	1,279	1,294
MOTOR VEHICLE THEFT	65	44
ROBBERY	15	21
STOLEN PROPERTY OFFENSES	5	6
DRUG/NARCOTIC OFFENSES	628	959
GAMBLING OFFENSES	4	1
PORNOGRAPHY/OBSCENE MATERIAL	27	15
PROSTITUTION OFFENSES	67	40
WEAPON LAW VIOLATIONS	49	46
Total	3,266	3,756



FCPD GROUP A IBR OFFENSE STATISTICS

FAIR OAKS DISTRICT - 2016 BREAKDOWN by PATROL AREA



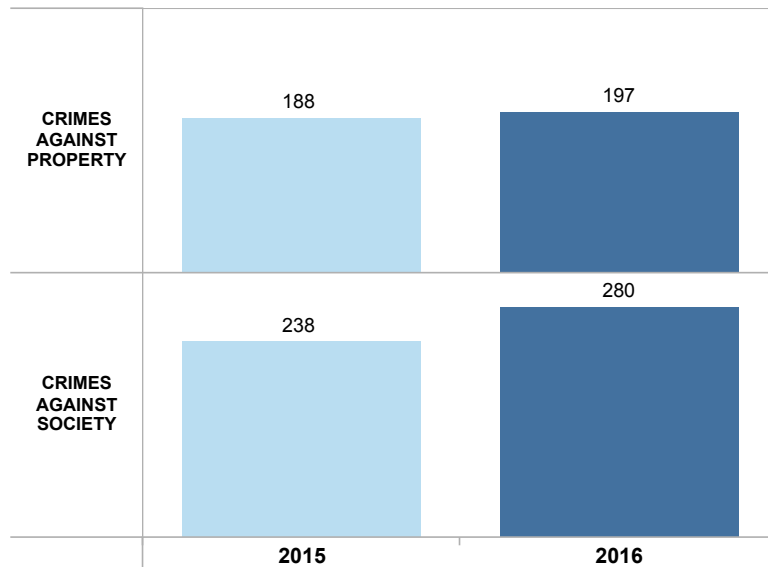
		800	801	810	811	820	821	830	831
CRIMES AGAINST PROPERTY	ARSON		1						
	BURGLARY/BREAKING & ENTERING	8	5	17	17	8	4	7	6
	COUNTERFEITING/FORGERY	4	13	12	32	21	4	7	9
	DESTRUCTION/DAMAGE/VANDALISM OF PROPERTY	68	45	57	108	67	38	52	41
	EMBEZZLEMENT	4	2	11	3	17	3		2
	EXTORTION/BLACKMAIL	3	1	1	1	2	1	1	
	FRAUD OFFENSES	70	63	89	132	82	50	52	87
	LARCENY/THEFT OFFENSES	139	127	203	273	307	36	74	133
	MOTOR VEHICLE THEFT	8	3	5	6	6		8	8
	ROBBERY	2	4	2	5	3	1	4	
STOLEN PROPERTY OFFENSES	1		1	1	1			2	
CRIMES AGAINST SOCIETY	DRUG/NARCOTIC OFFENSES	67	68	68	129	520	19	52	36
	GAMBLING OFFENSES					1			
	PORNOGRAPHY/OBSCENE MATERIAL	1		1	3	6	1	1	2
	PROSTITUTION OFFENSES	23				16			1
	WEAPON LAW VIOLATIONS	7	5	6	7	10	2	6	3
Grand Total		405	337	473	717	1,067	159	264	330

IBR Offenses above exclude those with a disposition of Unfounded and those where the Patrol Area indicated on the report fell outside of the indicated district boundaries.



FCPD GROUP A IBR OFFENSE STATISTICS - NO DISTRICT INDICATED ON REPORT

**NO
STATION
INDICATED**



	2015	2016
CRIMES AGAINST PROPERTY	BURGLARY/BREAKING & ENTERING	1
	COUNTERFEITING/FORGERY	21
	DESTRUCTION/DAMAGE/VANDALISM OF PROPERTY	33
	EMBEZZLEMENT	3
	EXTORTION/BLACKMAIL	1
	FRAUD OFFENSES	26
	LARCENY/THEFT OFFENSES	97
	MOTOR VEHICLE THEFT	3
	ROBBERY	2
	STOLEN PROPERTY OFFENSES	1
CRIMES AGAINST SOCIETY	DRUG/NARCOTIC OFFENSES	224
	PORNOGRAPHY/OBSCENE MATERIAL	2
	PROSTITUTION OFFENSES	4
	WEAPON LAW VIOLATIONS	8
Total		426
		477



FCPD GROUP A IBR OFFENSE STATISTICS

2015 Case Status & Closure Rates

The following Group A offense "closed" status and "closure rates" are based on case disposition at the time of publishing. Closed status includes the following disposition types: Closures by Arrest, Exceptional closures and Service closures for all founded offenses. Exceptional closures include those where investigative efforts for a crime committed result in circumstances where it is beyond police means to make an arrest. Service closures include those where investigative efforts determine that there was no crime committed. Closure rates are calculated based on the percentage of "closed" dispositions in comparison to the overall number of reported offenses in each category. The number of offenses includes both those where the offender attempted an offense and those where the offender completed the offense. The calendar year included represents the year in which the crime was reported.

2015 GROUP A CASE STATUS				2015 GROUP A CLOSURE RATES	
	ACTIVE	CLOSED	Total	IBR CATEGORY	CLOSED
ARSON	30	9	39	ARSON	23.08%
ASSAULT OFFENSES	2,724	3,776	6,500	ASSAULT OFFENSES	58.09%
BRIBERY		5	5	BRIBERY	100.00%
BURGLARY/BREAKING & ENTERING	482	349	831	BURGLARY/BREAKING & ENTERING	42.00%
COUNTERFEITING/FORGERY	246	278	524	COUNTERFEITING/FORGERY	53.05%
DESTRUCTION/DAMAGE/VANDALISM OF PROPERTY	4,317	711	5,028	DESTRUCTION/DAMAGE/VANDALISM OF PROPERTY	14.14%
DRUG/NARCOTIC OFFENSES	935	3,773	4,708	DRUG/NARCOTIC OFFENSES	80.14%
EMBEZZLEMENT	58	228	286	EMBEZZLEMENT	79.72%
EXTORTION/BLACKMAIL	15	5	20	EXTORTION/BLACKMAIL	25.00%
FRAUD OFFENSES	3,499	531	4,030	FRAUD OFFENSES	13.18%
GAMBLING OFFENSES	2	5	7	GAMBLING OFFENSES	71.43%
HOMICIDE OFFENSES	2	11	13	HOMICIDE OFFENSES	84.62%
KIDNAPPING/ABDUCTION	16	93	109	KIDNAPPING/ABDUCTION	85.32%
LARCENY/THEFT OFFENSES	9,428	3,966	13,394	LARCENY/THEFT OFFENSES	29.61%
MOTOR VEHICLE THEFT	526	237	763	MOTOR VEHICLE THEFT	31.06%
PORNOGRAPHY/OBSCENE MATERIAL	50	75	125	PORNOGRAPHY/OBSCENE MATERIAL	60.00%
PROSTITUTION OFFENSES	4	135	139	PROSTITUTION OFFENSES	97.12%
ROBBERY	295	156	451	ROBBERY	34.59%
SEX OFFENSES, FORCIBLE	86	139	225	SEX OFFENSES, FORCIBLE	61.78%
SEX OFFENSES, NONFORCIBLE	1	2	3	SEX OFFENSES, NONFORCIBLE	66.67%
STOLEN PROPERTY OFFENSES	11	60	71	STOLEN PROPERTY OFFENSES	84.51%
WEAPON LAW VIOLATIONS	191	247	438	WEAPON LAW VIOLATIONS	56.39%
Total	22,918	14,791	37,709	Total	39.22%



FALMOUTH COUNTY POLICE DEPARTMENT FCPD GROUP A IBR OFFENSE STATISTICS

2016 Case Status & Closure Rates

The following Group A offense "closed" status and "closure rates" are based on case disposition at the time of publishing. Closed status includes the following disposition types: Closures by Arrest, Exceptional closures and Service closures for all founded offenses. Exceptional closures include those where investigative efforts for a crime committed result in circumstances where it is beyond police means to make an arrest. Service closures include those where investigative efforts determine that there was no crime committed. Closure rates are calculated based on the percentage of "closed" dispositions in comparison to the overall number of reported offenses in each category. The number of offenses includes both those where the offender attempted an offense and those where the offender completed the offense. The calendar year included represents the year in which the crime was reported.

2016 GROUP A CASE STATUS				2016 GROUP A CLOSURE RATES	
	ACTIVE	CLOSED	Total		CLOSED
ARSON	22	6	28	ARSON	21.43%
ASSAULT OFFENSES	3,017	3,652	6,669	ASSAULT OFFENSES	54.76%
BRIBERY		1	1	BRIBERY	100.00%
BURGLARY/BREAKING & ENTERING	562	269	831	BURGLARY/BREAKING & ENTERING	32.37%
COUNTERFEITING/FORGERY	283	501	784	COUNTERFEITING/FORGERY	63.90%
DESTRUCTION/DAMAGE/VANDALISM OF PROPERTY	4,280	723	5,003	DESTRUCTION/DAMAGE/VANDALISM OF PROPERTY	14.45%
DRUG/NARCOTIC OFFENSES	1,028	4,690	5,718	DRUG/NARCOTIC OFFENSES	82.02%
EMBEZZLEMENT	62	207	269	EMBEZZLEMENT	76.95%
EXTORTION/BLACKMAIL	44	9	53	EXTORTION/BLACKMAIL	16.98%
FRAUD OFFENSES	3,983	483	4,466	FRAUD OFFENSES	10.82%
GAMBLING OFFENSES	1	1	2	GAMBLING OFFENSES	50.00%
HOMICIDE OFFENSES	9	9	18	HOMICIDE OFFENSES	50.00%
KIDNAPPING/ABDUCTION	25	77	102	KIDNAPPING/ABDUCTION	75.49%
LARCENY/THEFT OFFENSES	9,041	3,993	13,034	LARCENY/THEFT OFFENSES	30.64%
MOTOR VEHICLE THEFT	564	287	851	MOTOR VEHICLE THEFT	33.73%
PORNOGRAPHY/OBSCENE MATERIAL	49	40	89	PORNOGRAPHY/OBSCENE MATERIAL	44.94%
PROSTITUTION OFFENSES	5	161	166	PROSTITUTION OFFENSES	96.99%
ROBBERY	297	164	461	ROBBERY	35.57%
SEX OFFENSES, FORCIBLE	117	145	262	SEX OFFENSES, FORCIBLE	55.34%
SEX OFFENSES, NONFORCIBLE		2	2	SEX OFFENSES, NONFORCIBLE	100.00%
STOLEN PROPERTY OFFENSES	7	52	59	STOLEN PROPERTY OFFENSES	88.14%
WEAPON LAW VIOLATIONS	260	323	583	WEAPON LAW VIOLATIONS	55.40%
Total	23,656	15,795	39,451	Total	40.04%