



FAIRFAX COUNTY POLICE DEPARTMENT STATISTICAL REPORT

CALENDAR YEARS 2016 & 2017



Published: February 2018



February 2018

FAIRFAX COUNTY POLICE DEPARTMENT STATISTICAL REPORT

YEARS: 2016 & 2017

FCPD GROUP A IBR OFFENSE STATISTICS

GROUP A IBR OFFENSES - METHODOLOGY

GROUP A IBR OFFENSES - CRIMES AGAINST PERSONS

GROUP A IBR OFFENSES - CRIMES AGAINST PROPERTY & CRIMES AGAINST SOCIETY

GROUP A IBR OFFENSES - CASE STATUS & CLOSURE RATES

FCPD CALLS FOR SERVICE STATISTICS

CALLS FOR SERVICE - METHODOLOGY

CALLS FOR SERVICE - COUNTYWIDE BREAKDOWN

AVERAGE RESPONSE TIMES BY PRIORITY & STATION

PRIORITY 1 AVERAGE RESPONSE TIMES BY HOUR BLOCKS

FCPD ARREST AND CITATION STATISTICS

ARRESTS - METHODOLOGY

ARRESTS - BY TYPE & AGE GROUP (JUVENILE VS ADULT)

ARRESTS - BY STATIONS

CITATIONS - BY AGE GROUP (JUVENILE VS ADULT)



February 2018

FAIRFAX COUNTY POLICE DEPARTMENT STATISTICAL REPORT

GROUP A IBR OFFENSES



FAIRFAX COUNTY POLICE DEPARTMENT STATISTICAL PACKAGE - GROUP A IBR OFFENSES YEARS: 2016 & 2017

February 2018

The Fairfax County Police Department gathers statistical data based on the Virginia State Police Uniform Crime Reporting Incident Based Reporting (IBR) system. Information relating to two different levels of offenses is collected by the IBR system. The most serious offenses are designated as Group "A" offenses; the less serious offenses are designated as Group "B" offenses. Group "A" offenses consist of 22 categories of crimes involving 46 different offenses; a maximum of 10 offenses per incident may be reported. Group "B" offenses, consisting of 12 crime categories, only require reporting arrest data and the identification of the case and reporting agency. IBR offenses are divided into three categories: "Crimes Against Persons," "Crimes Against Property," or "Crimes Against Society." Crimes Against Persons are those whose victims are always individuals. The object of Crimes Against Property is to obtain money, property, or some other benefit. Crimes Against Society represent society's prohibition against engaging in certain types of activity. The use of named Districts indicates activity within the particular police district's geographical boundaries regardless of officer assignment. This data is not reflective of Board of Supervisor District boundaries.

This report represents the Fairfax County Police Department's Group A IBR Offenses.

Crimes Against Persons are calculated by the number of *victims* of reported offenses based on the date reported.

Crimes Against Property and Crimes Against Society are calculated by the number of reported *offenses* based on the date reported.

IBR Offenses captured in this report exclude those with a disposition of Unfounded.

NOTE: Statistics for 2016 used in this report may differ from those published in 2016 reports. Additional cases were reclassified as they were under active investigations after the 2016 report was published. This may include status changes to initial offenses and reclassification of offense titles from the initial date reported. The 2017 report is also subject to change due to reclassification.

GROUP A IBR OFFENSE CATEGORIES

CRIMES AGAINST PERSONS:

Assault Offenses: Aggravated Assault, Simple Assault, Intimidation

Homicide Offenses: Murder and Nonnegligent Manslaughter, Negligent Manslaughter

Kidnapping/Abduction

Sex Offenses, Forcible: Forcible Rape, Forcible Sodomy, Sexual Assault With An Object, Forcible Fondling

Sex Offenses, Nonforcible: Incest, Statutory Rape

CRIMES AGAINST SOCIETY:

Drug/Narcotic Offenses: Drug/Narcotic Violations, Drug Equipment Violations

Gambling Offenses: Betting/Watering, Operating/Promoting/Assisting Gambling, Gambling Equipment Violations, Sports Tampering

Pornography/Obscene Material

Prostitution Offenses: Prostitution, Assisting or Promoting Prostitution

Weapon Law Violations

CRIMES AGAINST PROPERTY:

Arson

Bribery

Burglary/Breaking and Entering

Counterfeiting/Forgery

Destruction/Damage/Vandalism of Property

Embezzlement

Extortion/Blackmail

Fraud Offenses: False Pretenses/Swindle/Confidence Game, Credit Card/Automatic Teller Machine Fraud, Impersonation, Welfare Fraud, Wire Fraud

Larceny/Theft Offenses: Pocket-picking, Purse-snatching, Shoplifting, Theft from Building, Theft from Coin-Operated Machine or Device, Theft from Motor Vehicle, Theft of Motor Vehicle Parts or Accessories, All Other Larceny

Motor Vehicle Theft

Robbery

Stolen Property Offenses



February 2018

FAIRFAX COUNTY POLICE DEPARTMENT STATISTICAL REPORT

GROUP A IBR OFFENSES - CRIMES AGAINST PERSONS

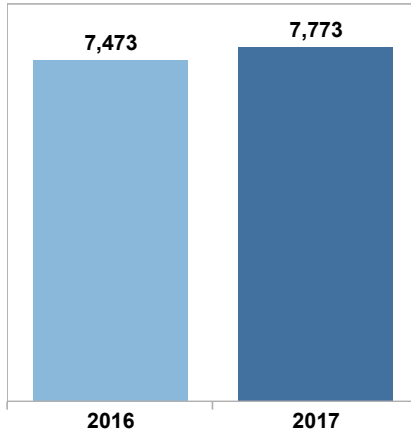
(by victim count)



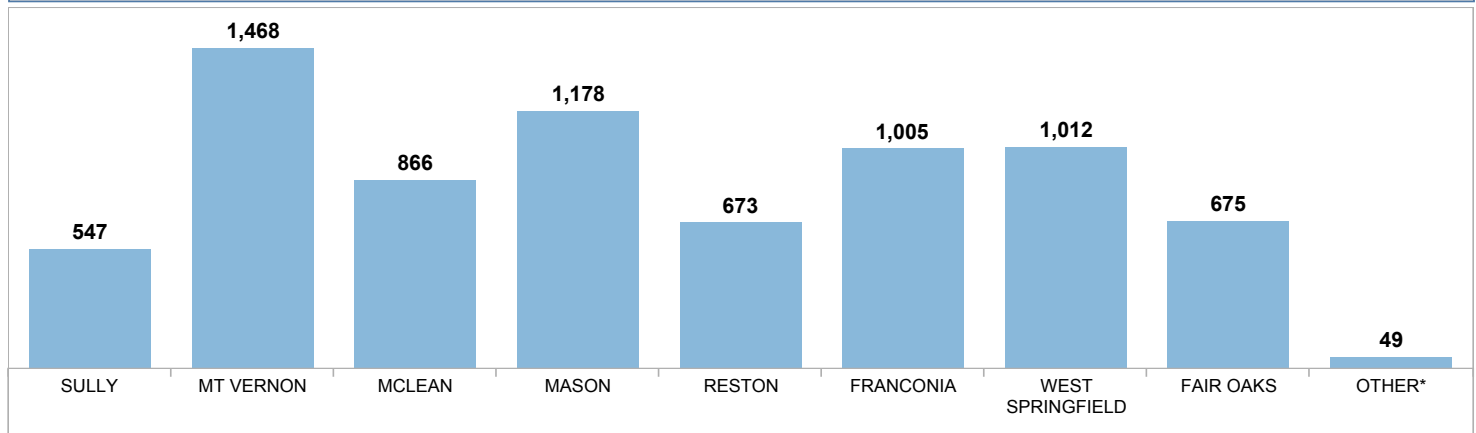
FCPD CRIMES AGAINST PERSONS STATISTICS

ASSAULT OFFENSES

ASSAULT VICTIMS by YEAR



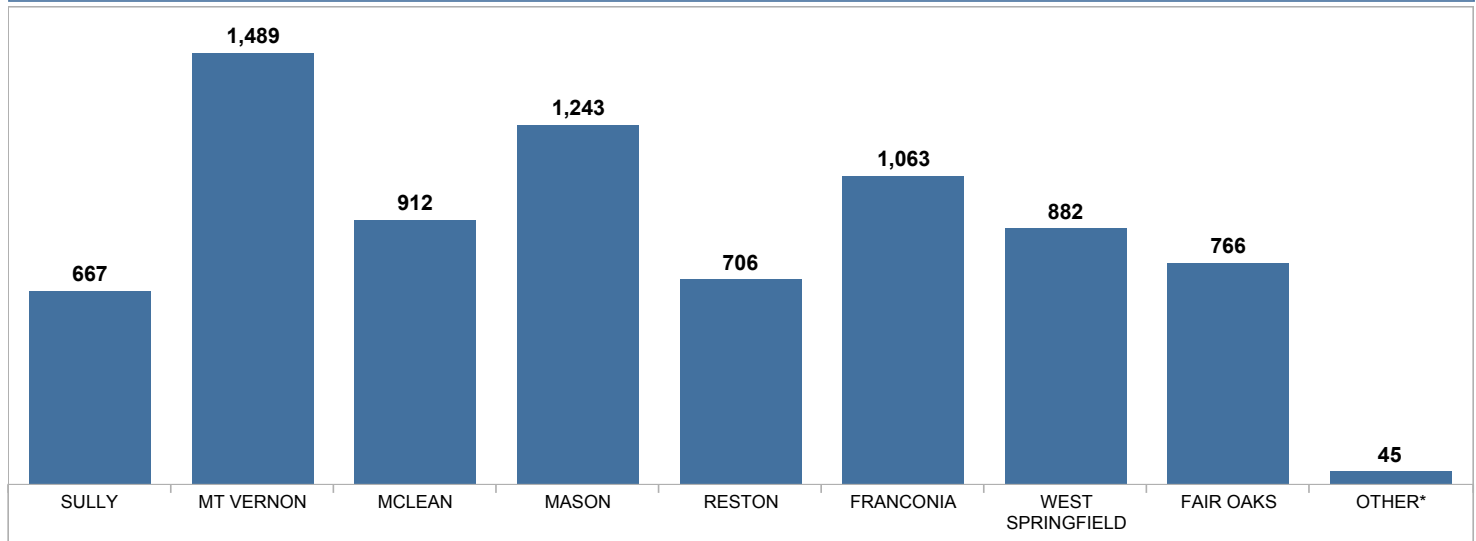
2016 ASSAULT VICTIMS



ASSAULT VICTIMS
by YEAR & STATION

	2016	2017
SULLY	547	667
MT VERNON	1,468	1,489
MCLEAN	866	912
MASON	1,178	1,243
RESTON	673	706
FRANCONIA	1,005	1,063
WEST SPRINGFIELD	1,012	882
FAIR OAKS	675	766
OTHER*	49	45
TOTAL	7,473	7,773

2017 ASSAULT VICTIMS



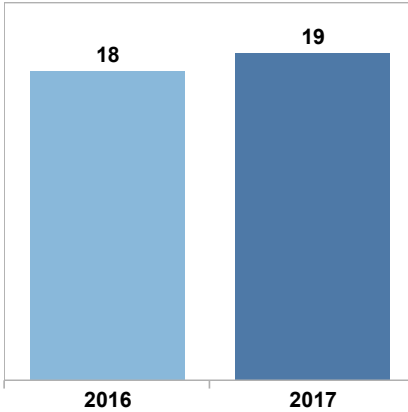
*OTHER indicates data without a station indicated in the Records Management System.



FCPD CRIMES AGAINST PERSONS STATISTICS

HOMICIDE OFFENSES

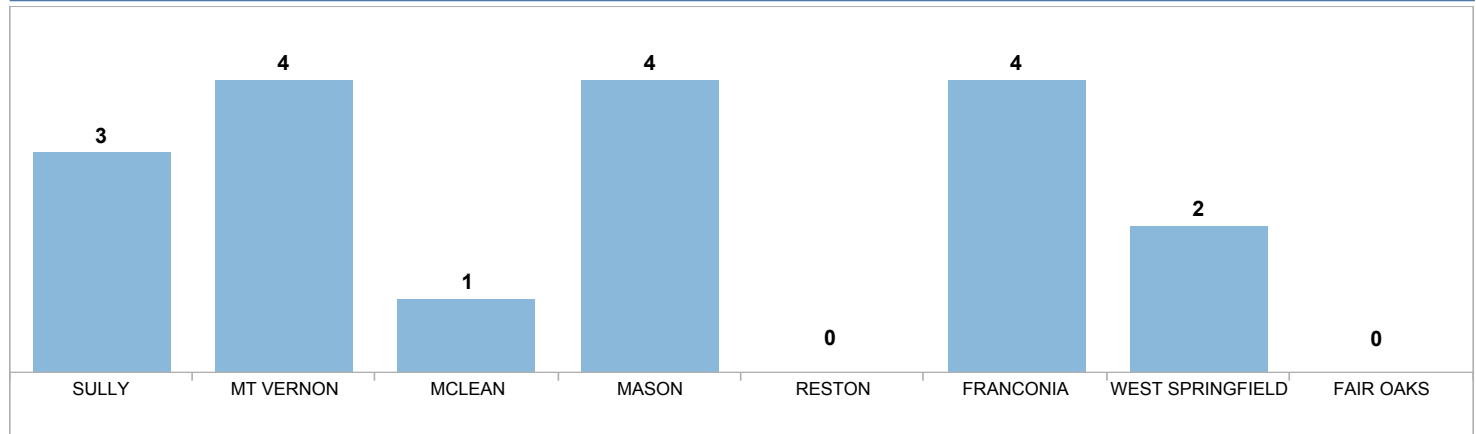
HOMICIDE VICTIMS
by YEAR



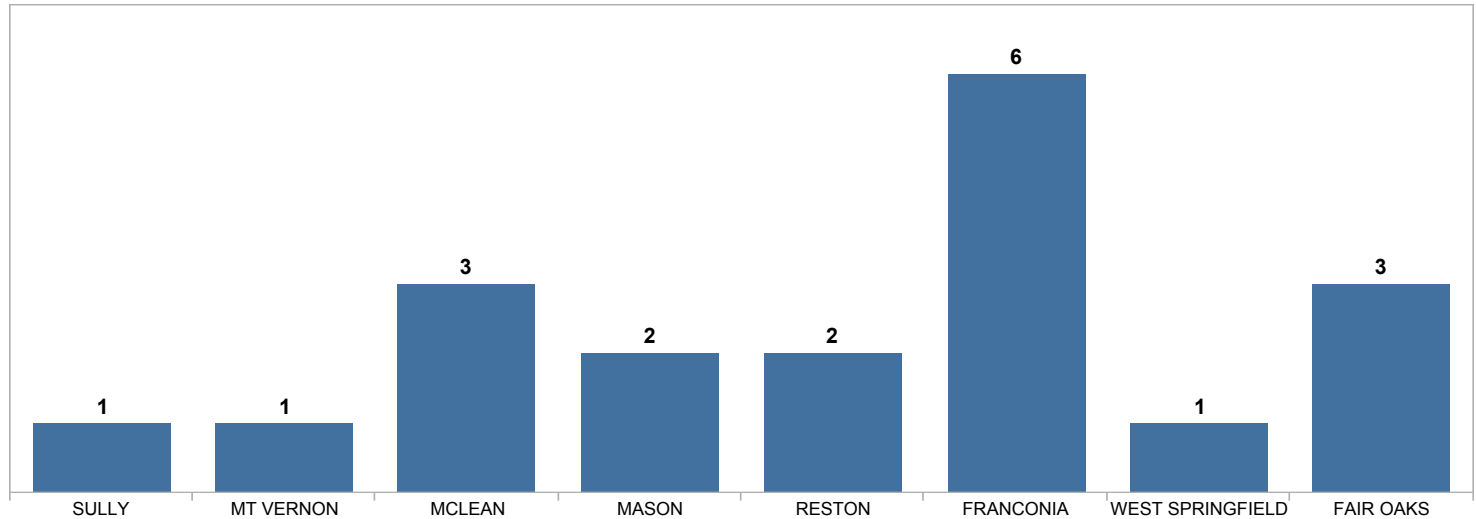
HOMICIDE VICTIMS
by YEAR & STATION

	2016	2017
SULLY	3	1
MT VERNON	4	1
MCLEAN	1	3
MASON	4	2
RESTON	0	2
FRANCONIA	4	6
WEST SPRINGFIELD	2	1
FAIR OAKS	0	3
TOTAL	18	19

2016 HOMICIDE VICTIMS



2017 HOMICIDE VICTIMS

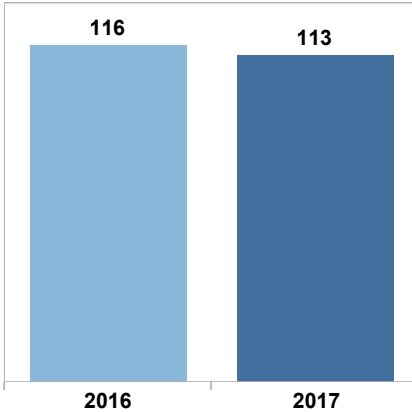




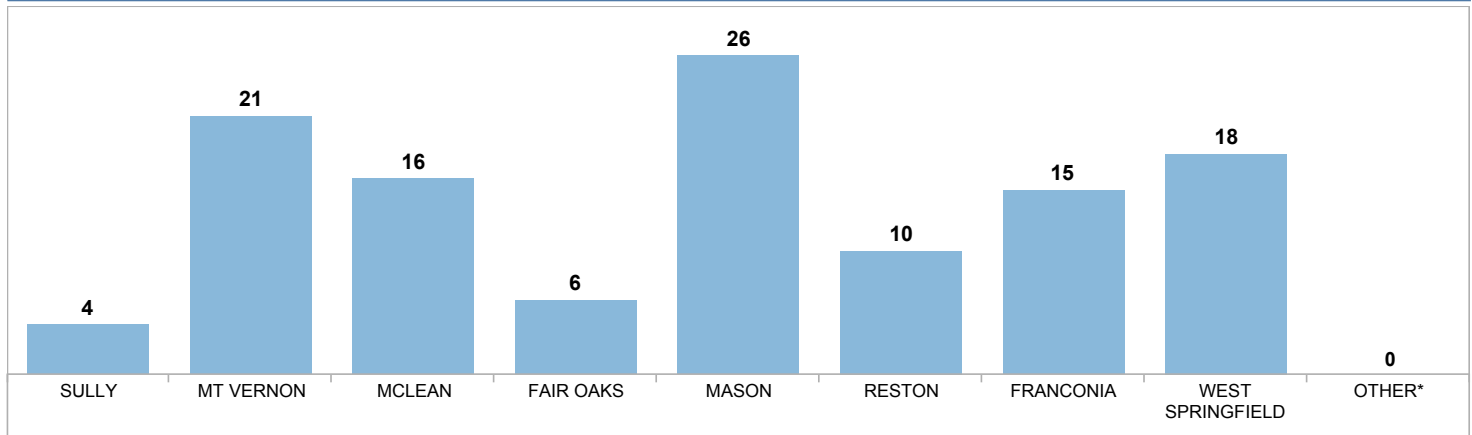
FCPD CRIMES AGAINST PERSONS STATISTICS

KIDNAPPING/ABDUCTION OFFENSES

KIDNAPPING/ABDUCTION
VICTIMS by YEAR



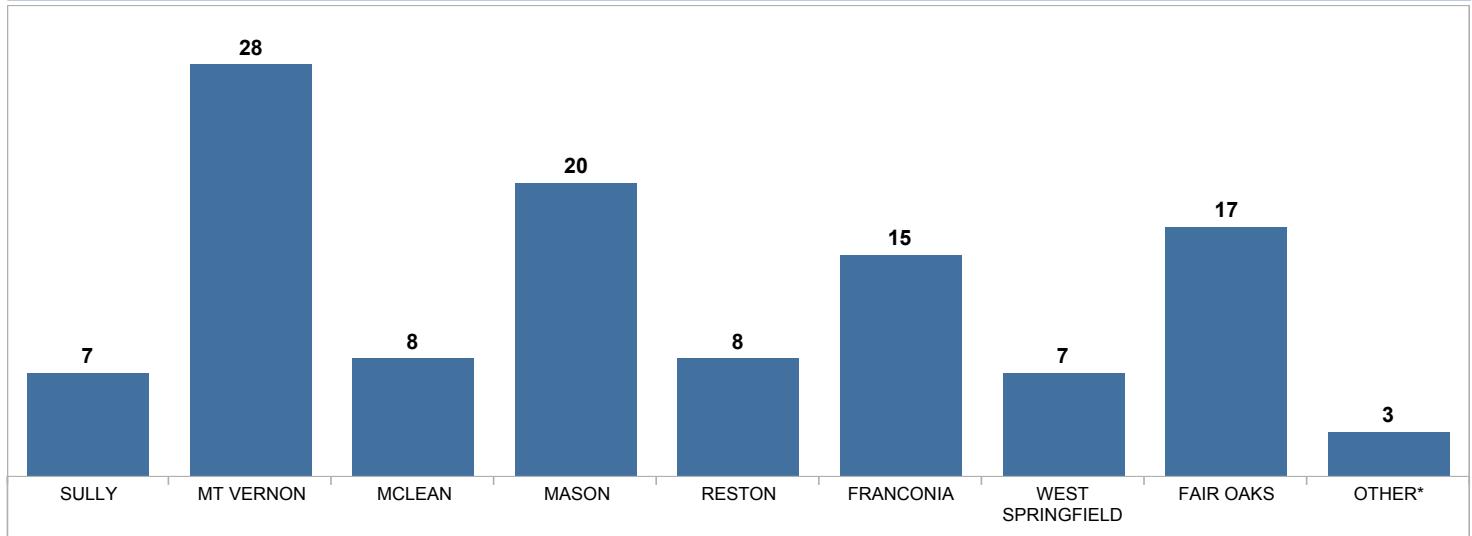
2016 KIDNAPPING/ABDUCTION VICTIMS



KIDNAPPING/ABDUCTION
VICTIMS by YEAR & STATION

	2016	2017
SULLY	4	7
MT VERNON	21	28
MCLEAN	16	8
MASON	26	20
RESTON	10	8
FRANCONIA	15	15
WEST SPRINGFIELD	18	7
FAIR OAKS	6	17
OTHER*	0	3
TOTAL	116	113

2017 KIDNAPPING/ABDUCTION VICTIMS



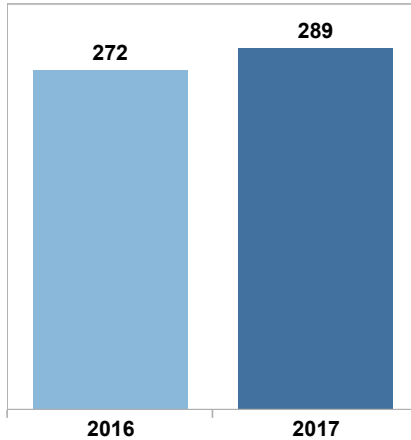
*OTHER indicates data without a station indicated in the Records Management System.



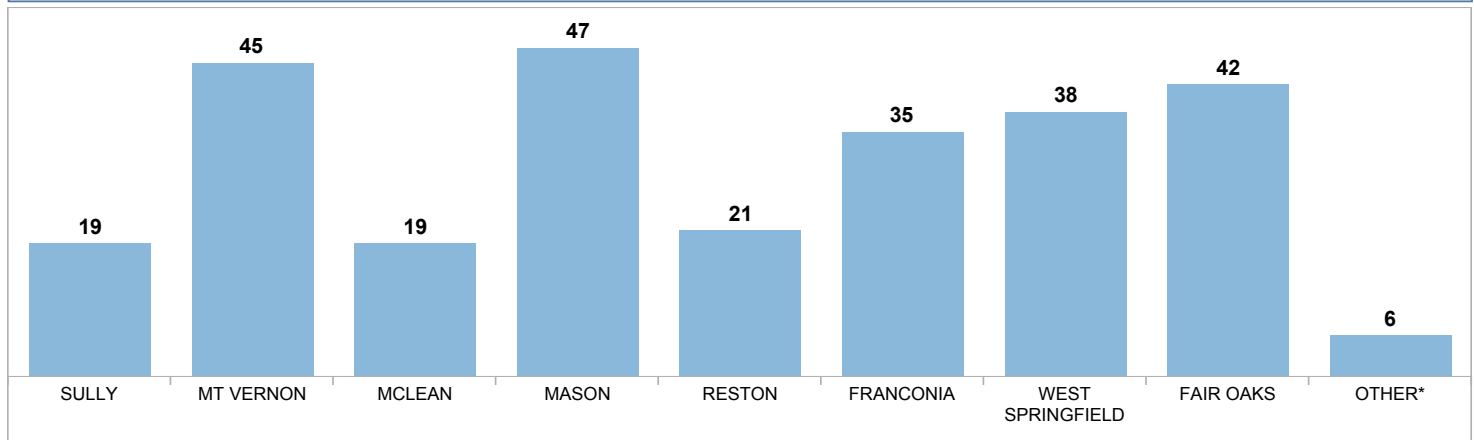
FCPD CRIMES AGAINST PERSONS STATISTICS

SEX OFFENSES

SEX OFFENSE VICTIMS by YEAR



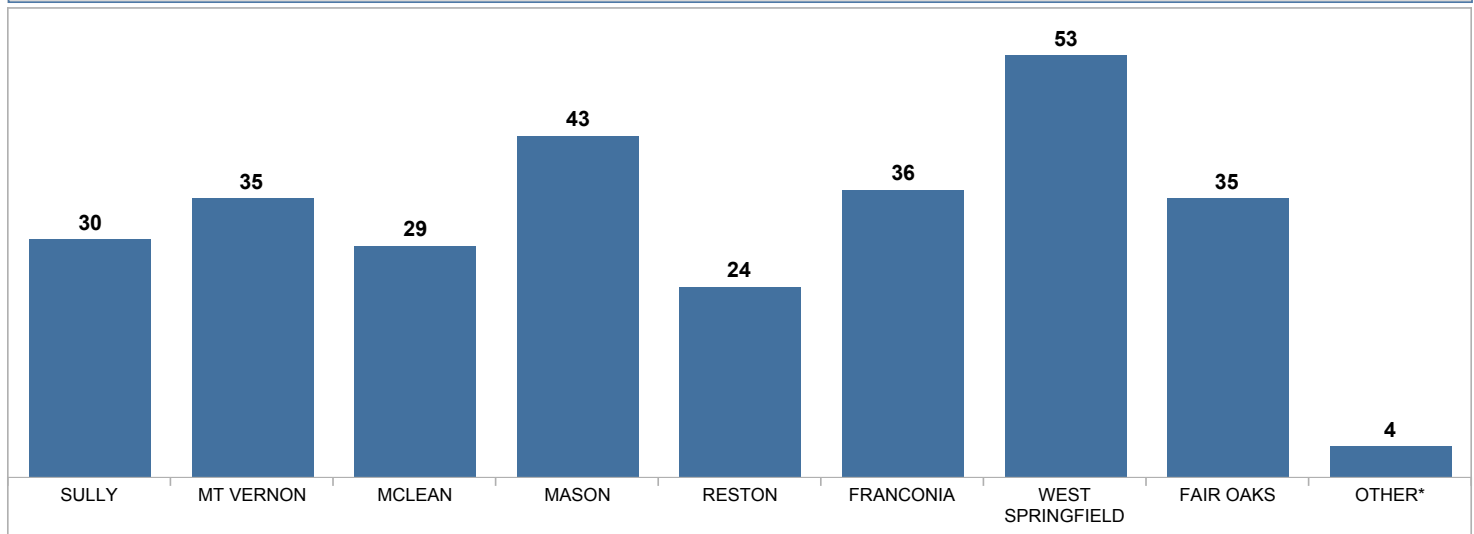
2016 SEX OFFENSE VICTIMS



SEX OFFENSE VICTIMS
by YEAR & STATION

	2016	2017
MASON	47	43
MT VERNON	45	35
FAIR OAKS	42	35
WEST SPRINGFIELD	38	53
FRANCONIA	35	36
RESTON	21	24
SULLY	19	30
MCLEAN	19	29
OTHER*	6	4
TOTAL	272	289

2017 SEX OFFENSE VICTIMS



*OTHER indicates data without a station indicated in the Records Management System.



February 2018

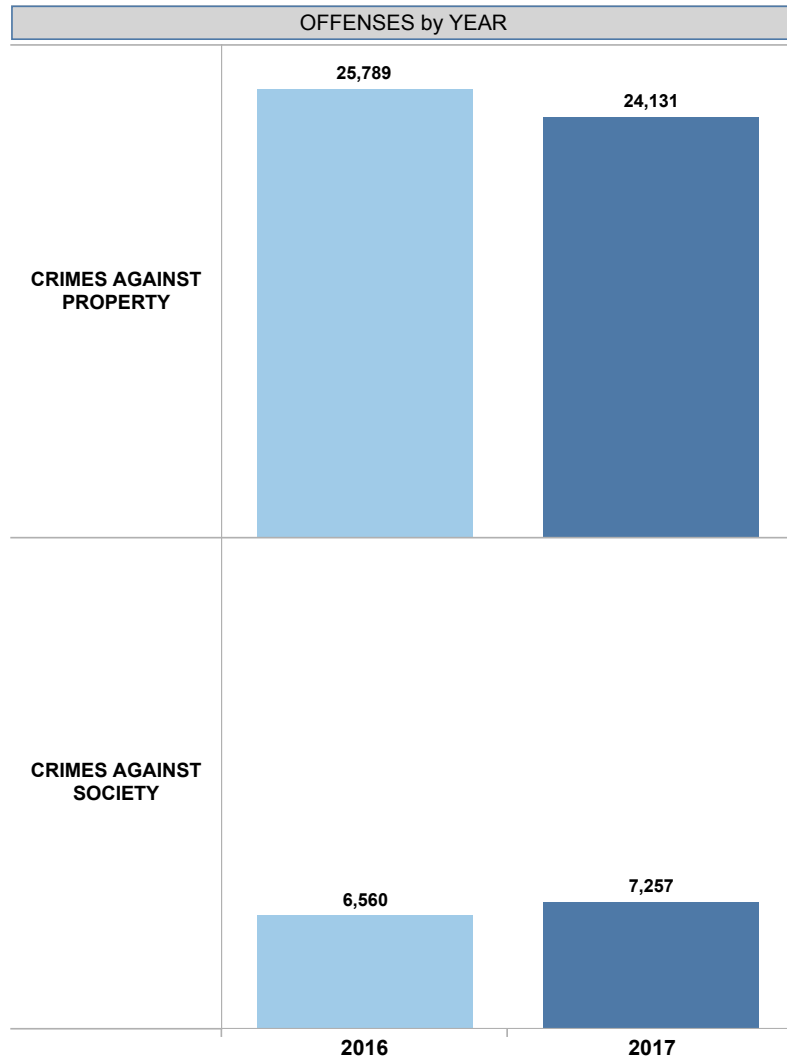
FAIRFAX COUNTY POLICE DEPARTMENT STATISTICAL REPORT

GROUP A IBR OFFENSES - CRIMES AGAINST PROPERTY AND CRIMES AGAINST SOCIETY

(by offense count)



FCPD GROUP A IBR OFFENSES CRIMES AGAINST PROPERTY & CRIMES AGAINST SOCIETY STATISTICS



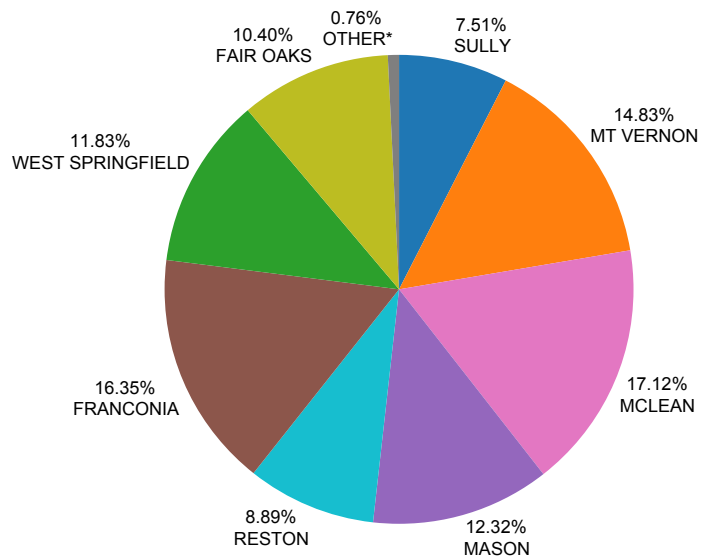
2016		
	CRIMES AGAINST PROPERTY	CRIMES AGAINST SOCIETY
SULLY	1,936	571
MT VERNON	3,824	1,006
MCLEAN	4,414	779
MASON	3,178	793
RESTON	2,292	493
FRANCONIA	4,217	997
WEST SPRINGFIELD	3,052	579
FAIR OAKS	2,681	1,062
OTHER*	195	280
2017		
	CRIMES AGAINST PROPERTY	CRIMES AGAINST SOCIETY
SULLY	1,886	725
MT VERNON	3,480	1,055
MCLEAN	4,459	907
MASON	2,856	1,101
RESTON	2,429	473
FRANCONIA	3,843	1,095
WEST SPRINGFIELD	2,442	714
FAIR OAKS	2,516	908
OTHER*	220	279

IBR Offenses above exclude those with a disposition of Unfounded.
*OTHER indicates data without a station indicated in the Records Management System.

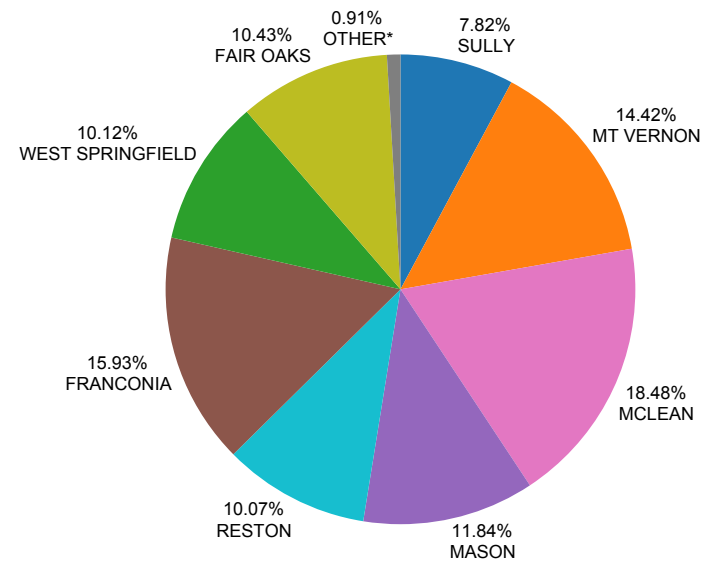


FCPD GROUP A IBR OFFENSES - CRIMES AGAINST PROPERTY STATISTICS

2016 CRIMES AGAINST PROPERTY
DISTRIBUTION by STATION



2017 CRIMES AGAINST PROPERTY
DISTRIBUTION by STATION



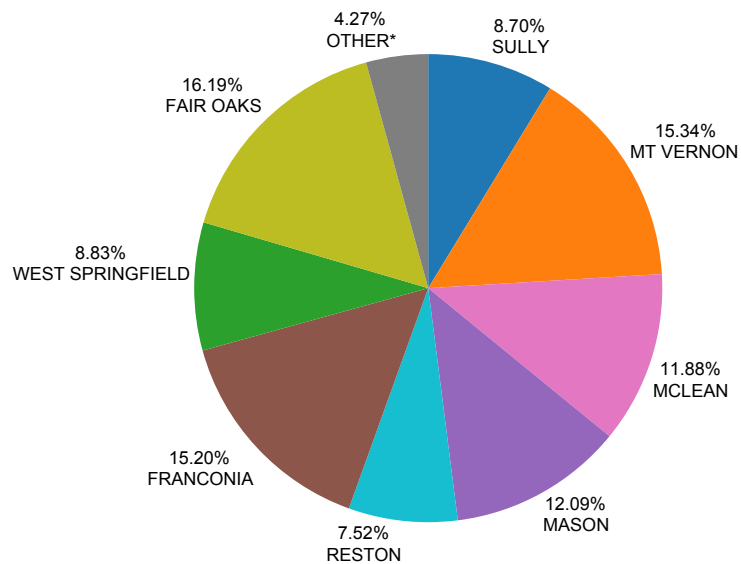
IBR Offenses above exclude those with a disposition of Unfounded.

*OTHER indicates data without a station indicated in the Records Management System.

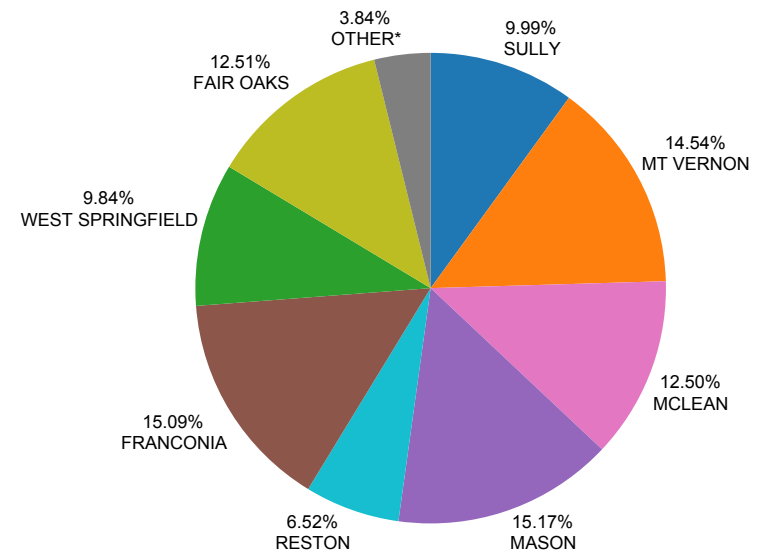


FCPD GROUP A IBR OFFENSES - CRIMES AGAINST SOCIETY STATISTICS

2016 CRIMES AGAINST SOCIETY
DISTRIBUTION by STATION



2017 CRIMES AGAINST SOCIETY
DISTRIBUTION by STATION

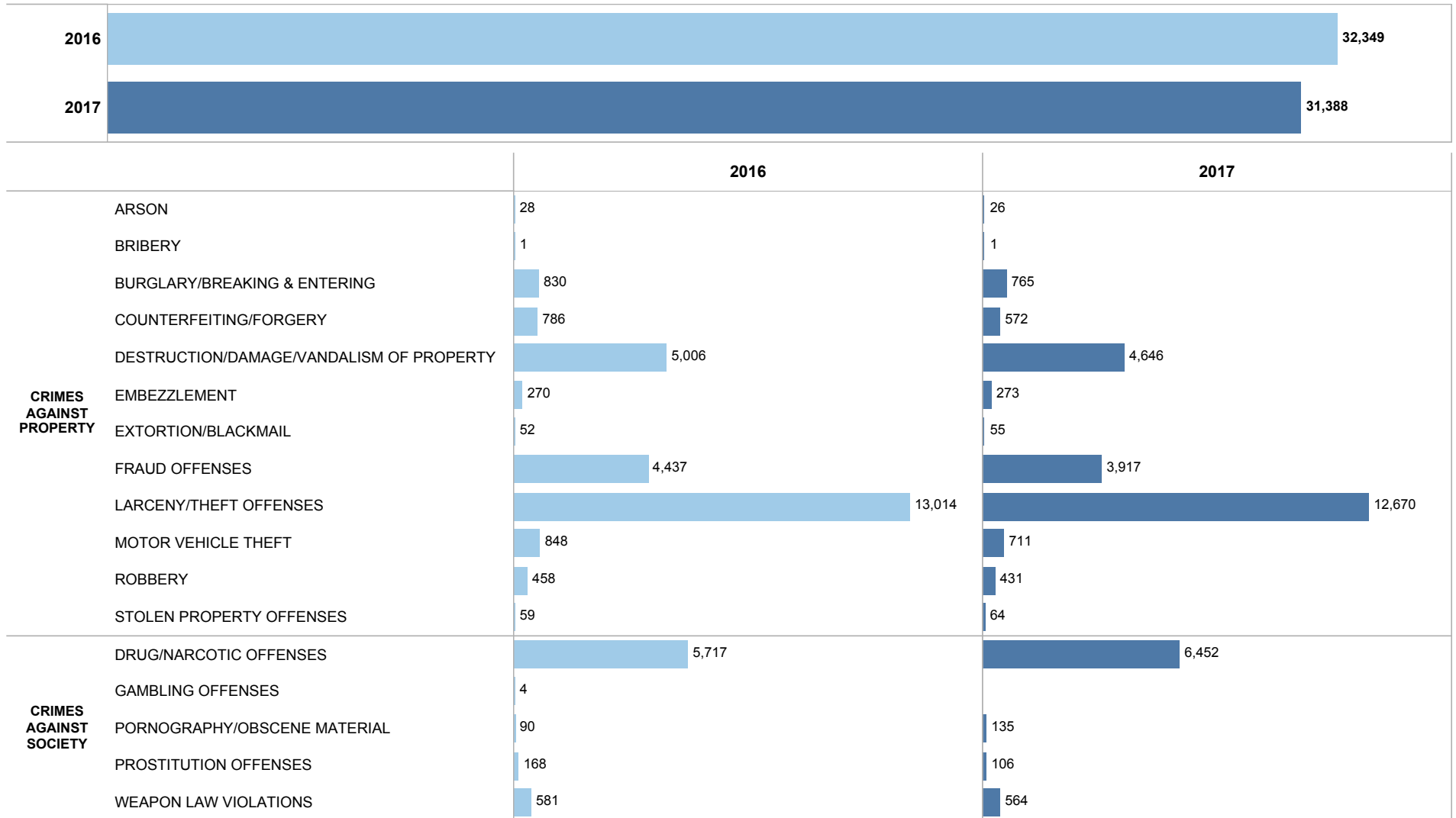


IBR Offenses above exclude those with a disposition of Unfounded.

*OTHER indicates data without a station indicated in the Records Management System.



FCPD GROUP A IBR OFFENSES CRIMES AGAINST PROPERTY & CRIMES AGAINST SOCIETY STATISTICS

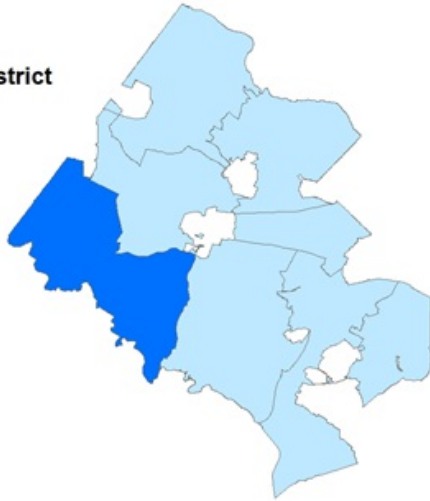


IBR Offenses above exclude those with a disposition of Unfounded.



FCPD GROUP A IBR OFFENSE STATISTICS - SULLY DISTRICT

Sully District



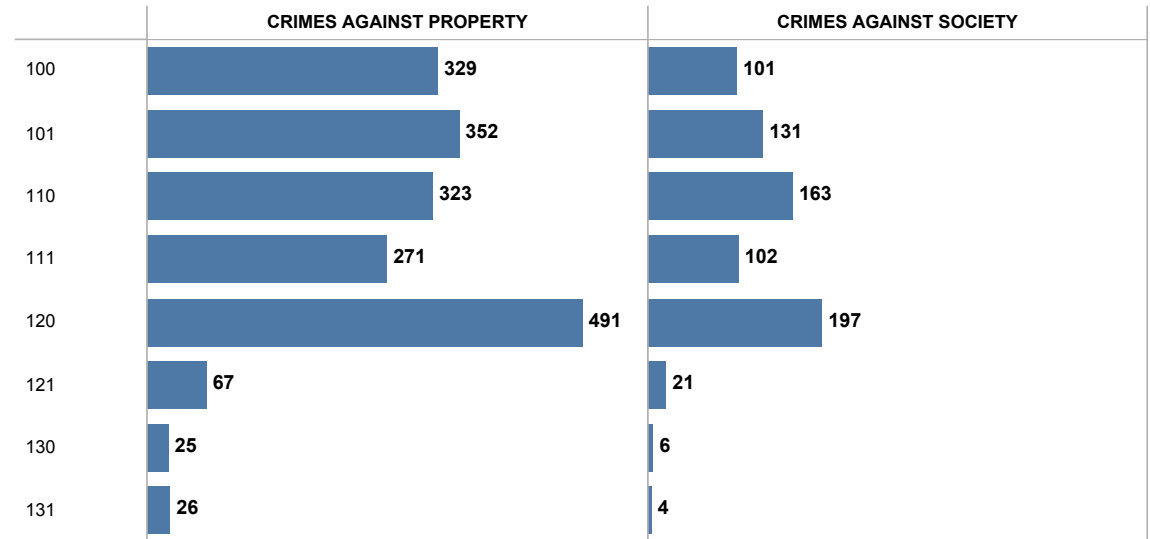
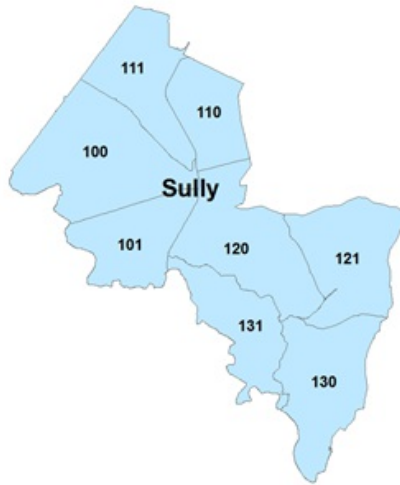
	2016	2017
CRIMES AGAINST PROPERTY	1,936	1,886
CRIMES AGAINST SOCIETY	571	725

	2016	2017
ARSON	5	1
BURGLARY/BREAKING & ENTERING	58	53
COUNTERFEITING/FORGERY	61	68
DESTRUCTION/DAMAGE/VANDALISM OF PROPERTY	510	481
EMBEZZLEMENT	14	18
EXTORTION/BLACKMAIL	4	2
FRAUD OFFENSES	333	391
LARCENY/THEFT OFFENSES	870	781
MOTOR VEHICLE THEFT	47	63
ROBBERY	31	23
STOLEN PROPERTY OFFENSES	3	5
DRUG/NARCOTIC OFFENSES	502	660
PORNOGRAPHY/OBSCENE MATERIAL	8	14
PROSTITUTION OFFENSES	3	1
WEAPON LAW VIOLATIONS	58	50
Total	2,507	2,611



FCPD GROUP A IBR OFFENSE STATISTICS

SULLY DISTRICT - 2017 BREAKDOWN by PATROL AREA



		100	101	110	111	120	121	130	131
CRIMES AGAINST PROPERTY	ARSON					1			
	BURGLARY/BREAKING & ENTERING	13	4	8	5	23			
	COUNTERFEITING/FORGERY	6	16	7	9	25	3		2
	DESTRUCTION/DAMAGE/VANDALISM OF PROPERTY	87	100	76	60	128	13	4	12
	EMBEZZLEMENT	2		4	7	5			
	EXTORTION/BLACKMAIL			1		1			
	FRAUD OFFENSES	63	63	63	48	98	38	12	6
	LARCENY/THEFT OFFENSES	147	146	140	122	197	13	9	6
	MOTOR VEHICLE THEFT	10	13	16	16	8			
	ROBBERY	1	9	5	3	5			
CRIMES AGAINST SOCIETY	STOLEN PROPERTY OFFENSES		1	3	1				
	DRUG/NARCOTIC OFFENSES	91	117	155	95	177	17	4	4
	PORNOGRAPHY/OBSCENE MATERIAL	3	3		2	5	1		
	PROSTITUTION OFFENSES	1							
	WEAPON LAW VIOLATIONS	6	11	8	5	15	3	2	
Grand Total		430	483	486	373	688	88	31	30

IBR Offenses above exclude those with a disposition of Unfounded and those where the Patrol Area indicated on the report fell outside of the indicated district boundaries.



FCPD GROUP A IBR OFFENSE STATISTICS - MT VERNON DISTRICT

Mount Vernon District



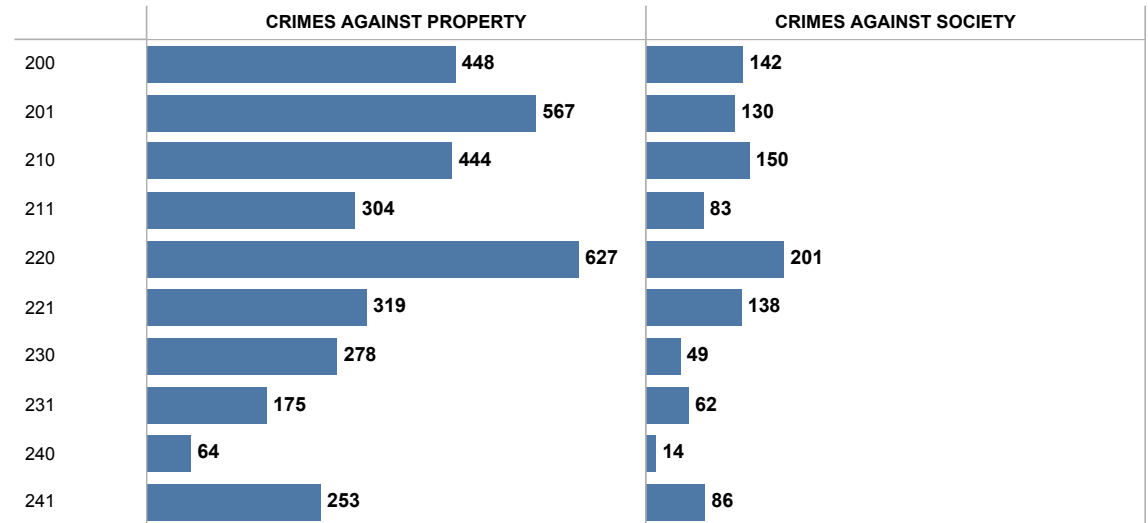
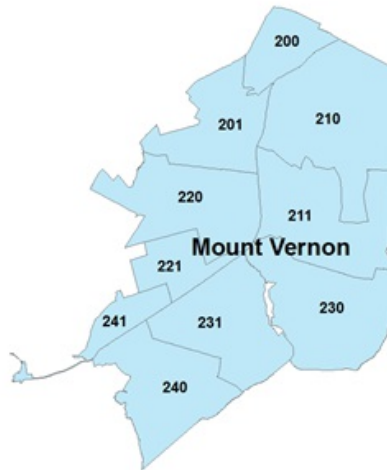
	2016	2017
CRIMES AGAINST PROPERTY	3,824	3,480
CRIMES AGAINST SOCIETY	1,006	1,055

	2016	2017
ARSON	3	5
BURGLARY/BREAKING & ENTERING	124	124
COUNTERFEITING/FORGERY	117	77
DESTRUCTION/DAMAGE/VANDALISM OF PROPERTY	810	690
EMBEZZLEMENT	28	24
EXTORTION/BLACKMAIL	2	5
FRAUD OFFENSES	494	406
LARCENY/THEFT OFFENSES	1,925	1,865
MOTOR VEHICLE THEFT	183	155
ROBBERY	117	115
STOLEN PROPERTY OFFENSES	21	14
DRUG/NARCOTIC OFFENSES	877	919
GAMBLING OFFENSES	1	
PORNOGRAPHY/OBSCENE MATERIAL	9	9
PROSTITUTION OFFENSES	2	5
WEAPON LAW VIOLATIONS	117	122
Total	4,830	4,535



FCPD GROUP A IBR OFFENSE STATISTICS

MT VERNON DISTRICT - 2017 BREAKDOWN by PATROL AREA



	200	201	210	211	220	221	230	231	240	241
CRIMES AGAINST PROPERTY	ARSON	1		1	1	1				1
	BURGLARY/BREAKING & ENTERING	12	14	11	11	31	15	10	6	10
	COUNTERFEITING/FORGERY	4	14	15	13	13	10	2	1	4
	DESTRUCTION/DAMAGE/VANDALISM OF PROPERTY	103	78	64	72	120	68	75	43	58
	EMBEZZLEMENT		9	3		11		1		
	EXTORTION/BLACKMAIL	2						1	1	1
	FRAUD OFFENSES	58	81	55	29	48	21	47	36	15
	LARCENY/THEFT OFFENSES	225	328	263	155	348	168	131	74	29
	MOTOR VEHICLE THEFT	30	18	21	11	23	21	8	10	2
	ROBBERY	12	21	10	13	30	12	3	3	3
CRIMES AGAINST SOCIETY	STOLEN PROPERTY OFFENSES	1	4	1		2	3	1		2
	DRUG/NARCOTIC OFFENSES	126	119	134	72	169	119	41	54	12
	PORNOGRAPHY/OBSCENE MATERIAL	2		1	1		1	2	1	
	PROSTITUTION OFFENSES			4			1			
WEAPON LAW VIOLATIONS		14	11	11	10	32	17	6	7	2
Grand Total		590	697	594	387	828	457	327	237	78

IBR Offenses above exclude those with a disposition of Unfounded and those where the Patrol Area indicated on the report fell outside of the indicated district boundaries.



FCPD GROUP A IBR OFFENSE STATISTICS - MCLEAN DISTRICT

McLean District



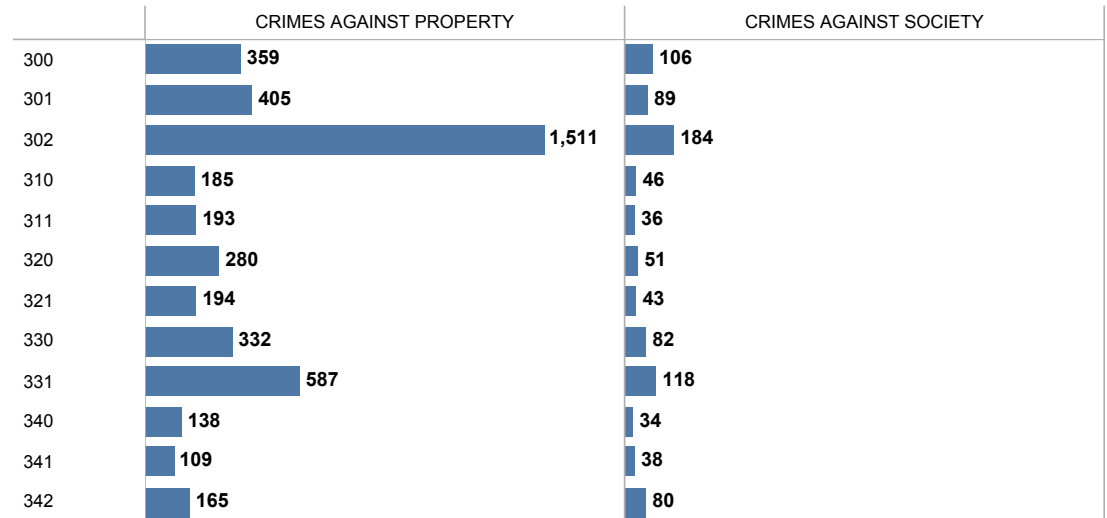
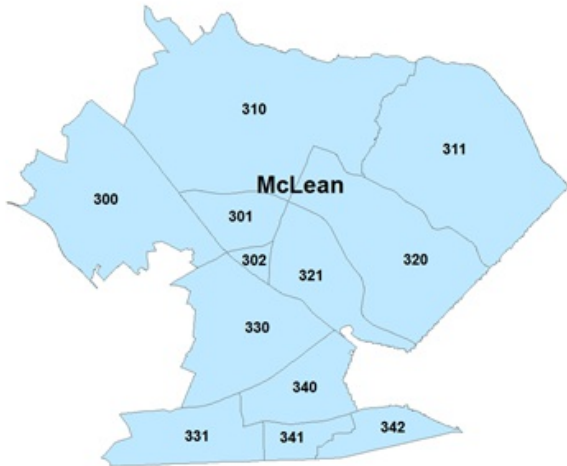
	2016	2017
CRIMES AGAINST PROPERTY	4,414	4,459
CRIMES AGAINST SOCIETY	779	907

		2016	2017
CRIMES AGAINST PROPERTY	ARSON	3	3
	BRIBERY	1	1
	BURGLARY/BREAKING & ENTERING	154	154
	COUNTERFEITING/FORGERY	134	82
	DESTRUCTION/DAMAGE/VANDALISM OF PROPERTY	569	585
	EMBEZZLEMENT	72	75
	EXTORTION/BLACKMAIL	7	10
	FRAUD OFFENSES	813	659
	LARCENY/THEFT OFFENSES	2,494	2,751
	MOTOR VEHICLE THEFT	108	86
	ROBBERY	47	44
	STOLEN PROPERTY OFFENSES	12	9
CRIMES AGAINST SOCIETY	DRUG/NARCOTIC OFFENSES	701	808
	PORNOGRAPHY/OBSCENE MATERIAL	4	27
	PROSTITUTION OFFENSES	23	16
	WEAPON LAW VIOLATIONS	51	56
Total		5,193	5,366



FCPD GROUP A IBR OFFENSE STATISTICS

MCLEAN DISTRICT - 2017 BREAKDOWN by PATROL AREA



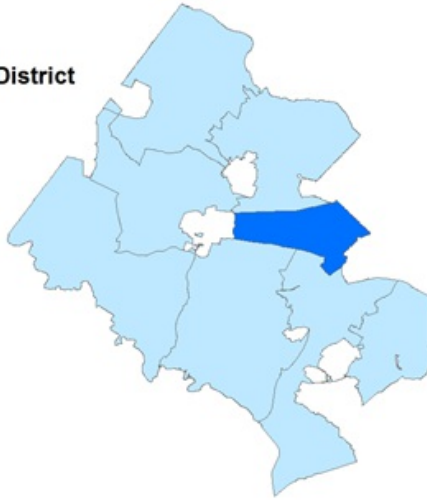
	300	301	302	310	311	320	321	330	331	340	341	342
CRIMES AGAINST PROPERTY	ARSON	1							1		1	
	BRIBERY							1				
	BURGLARY/BREAKING & ENTERING	11	9	32	8	11	14	9	16	24	9	2
	COUNTERFEITING/FORGERY	6	5	13	2	6	7	3	11	17	2	10
	DESTRUCTION/DAMAGE/VANDALISM OF PROPERTY	54	59	50	52	32	33	40	80	82	38	35
	EMBEZZLEMENT	2	10	29	1	4	1	1	6	19	1	1
	EXTORTION/BLACKMAIL		1		1	1	1	2	3			
	FRAUD OFFENSES	81	76	108	36	59	80	30	52	68	24	19
	LARCENY/THEFT OFFENSES	194	230	1,267	81	74	134	98	148	355	52	44
	MOTOR VEHICLE THEFT	9	12	4	4	4	5	9	10	8	7	5
	ROBBERY	2	2	5		2	3	2	5	8	5	3
	STOLEN PROPERTY OFFENSES			3			2	1	1	2		
CRIMES AGAINST SOCIETY	DRUG/NARCOTIC OFFENSES	99	80	173	41	29	43	38	70	106	33	33
	PORNOGRAPHY/OBSCENE MATERIAL		4	1	3	4	5	2	4	2		1
	PROSTITUTION OFFENSES	1	1							4		10
	WEAPON LAW VIOLATIONS	6	4	10	2	3	3	3	8	6	1	4
Grand Total		465	494	1,695	231	229	331	237	414	705	172	147

IBR Offenses above exclude those with a disposition of Unfounded and those where the Patrol Area indicated on the report fell outside of the indicated district boundaries.



FCPD GROUP A IBR OFFENSE STATISTICS- MASON DISTRICT

Mason District



	2016	2017
CRIMES AGAINST PROPERTY	3,178	2,856
CRIMES AGAINST SOCIETY	793	1,101

	2016	2017
ARSON	4	6
BURGLARY/BREAKING & ENTERING	111	65
COUNTERFEITING/FORGERY	100	79
DESTRUCTION/DAMAGE/VANDALISM OF PROPERTY	659	598
EMBEZZLEMENT	34	37
EXTORTION/BLACKMAIL	11	9
FRAUD OFFENSES	461	364
LARCENY/THEFT OFFENSES	1,581	1,511
MOTOR VEHICLE THEFT	112	99
ROBBERY	98	82
STOLEN PROPERTY OFFENSES	7	6
DRUG/NARCOTIC OFFENSES	665	968
PORNOGRAPHY/OBSCENE MATERIAL	10	11
PROSTITUTION OFFENSES	40	46
WEAPON LAW VIOLATIONS	78	76
Total	3,971	3,957

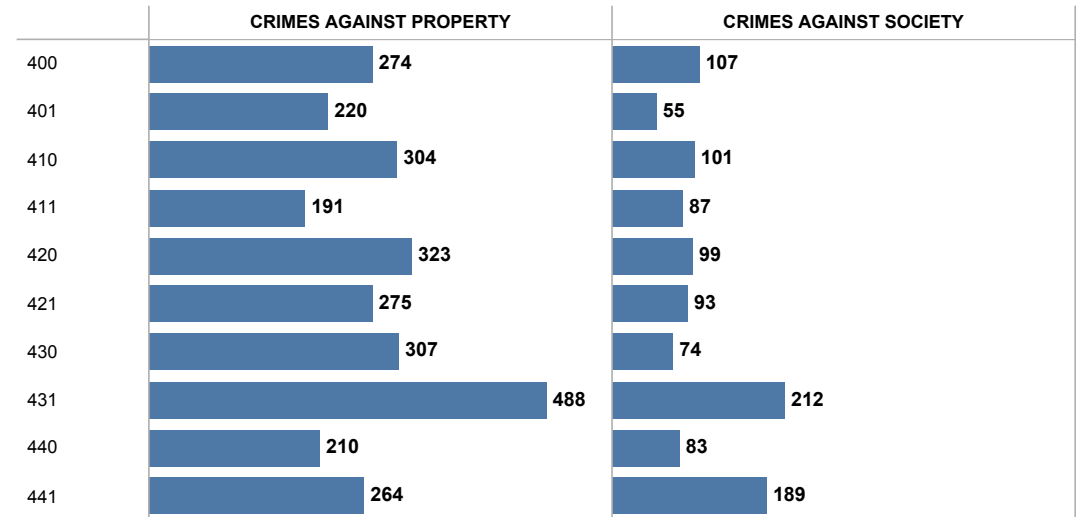
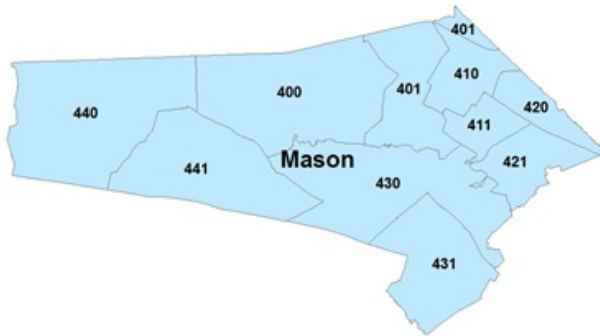
CRIMES
AGAINST
PROPERTY

CRIMES
AGAINST
SOCIETY



FCPD GROUP A IBR OFFENSE STATISTICS

MASON DISTRICT - 2017 BREAKDOWN by PATROL AREA



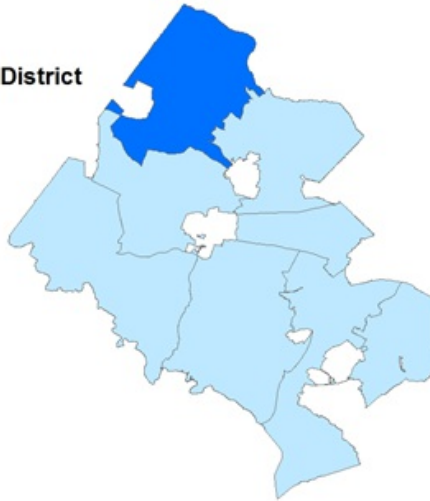
	400	401	410	411	420	421	430	431	440	441
CRIMES AGAINST PROPERTY	ARSON	1			1	2		1		1
	BURGLARY/BREAKING & ENTERING	7	8	7	5	2	5	6	6	11
	COUNTERFEITING/FORGERY	7	4	7	3	5	8	14	13	12
	DESTRUCTION/DAMAGE/VANDALISM OF PROPERTY	67	37	77	56	43	63	62	93	56
	EMBEZZLEMENT	2	9	2		4	7	4	1	5
	EXTORTION/BLACKMAIL	1	2	1			1	1	1	1
	FRAUD OFFENSES	36	42	19	19	33	31	63	46	39
	LARCENY/THEFT OFFENSES	136	109	176	80	221	136	143	285	122
	MOTOR VEHICLE THEFT	10	3	4	9	9	14	10	28	7
	ROBBERY	5	5	11	19	5	8	3	13	9
	STOLEN PROPERTY OFFENSES	3						1	1	1
CRIMES AGAINST SOCIETY	DRUG/NARCOTIC OFFENSES	96	47	92	68	76	83	68	186	71
	PORNOGRAPHY/OBSCENE MATERIAL	2	1		2				3	1
	PROSTITUTION OFFENSES	1	6	2		20			5	9
	WEAPON LAW VIOLATIONS	8	1	7	17	3	10	6	18	2
Grand Total		381	275	405	278	422	368	381	700	293

IBR Offenses above exclude those with a disposition of Unfounded and those where the Patrol Area indicated on the report fell outside of the indicated district boundaries.



FCPD GROUP A IBR OFFENSE STATISTICS- RESTON DISTRICT

Reston District



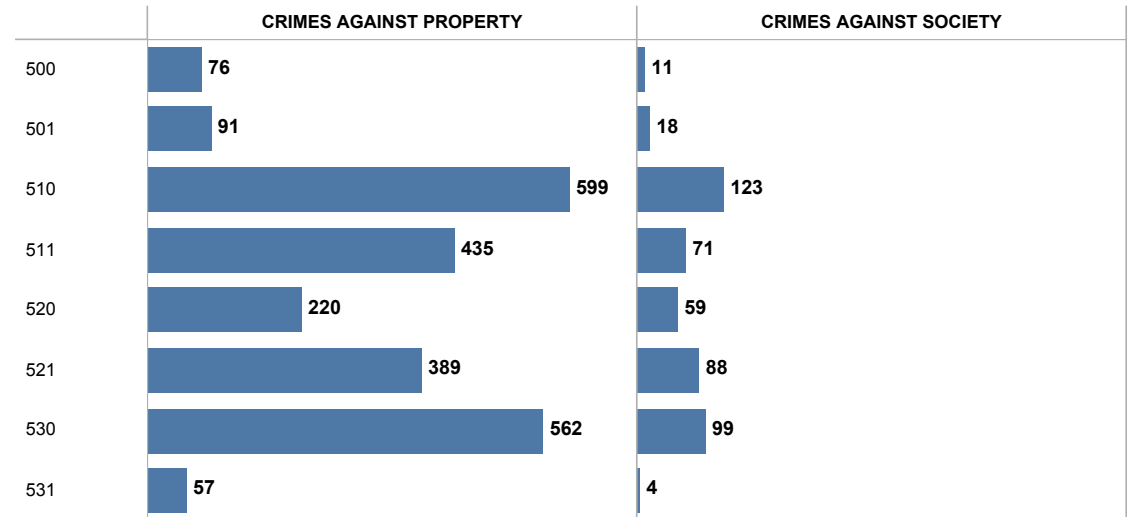
	2016	2017
CRIMES AGAINST PROPERTY	2,292	2,429
CRIMES AGAINST SOCIETY	493	473

	2016	2017
ARSON	3	2
BURGLARY/BREAKING & ENTERING	93	79
COUNTERFEITING/FORGERY	37	29
DESTRUCTION/DAMAGE/VANDALISM OF PROPERTY	479	522
EMBEZZLEMENT	21	18
CRIMES AGAINST PROPERTY EXTORTION/BLACKMAIL	5	12
FRAUD OFFENSES	433	455
LARCENY/THEFT OFFENSES	1,116	1,215
MOTOR VEHICLE THEFT	65	52
ROBBERY	36	37
STOLEN PROPERTY OFFENSES	4	8
DRUG/NARCOTIC OFFENSES	417	404
CRIMES AGAINST SOCIETY PORNOGRAPHY/OBSCENE MATERIAL	9	13
PROSTITUTION OFFENSES	3	5
WEAPON LAW VIOLATIONS	64	51
Total	2,785	2,902



FCPD GROUP A IBR OFFENSE STATISTICS

RESTON DISTRICT - 2017 BREAKDOWN by PATROL AREA



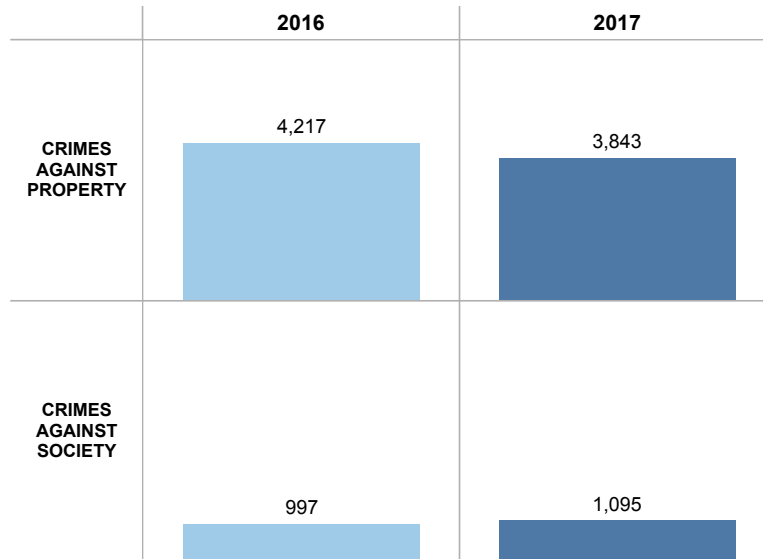
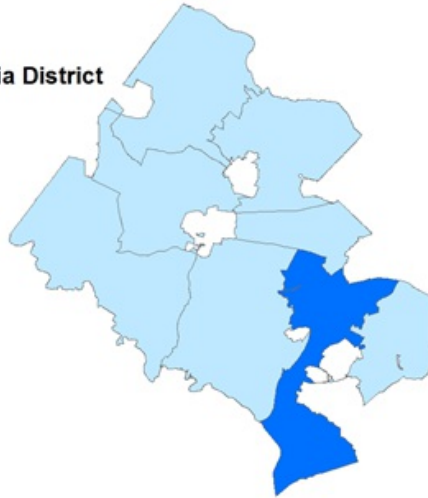
		500	501	510	511	520	521	530	531
CRIMES AGAINST PROPERTY	ARSON					1	1		
	BURGLARY/BREAKING & ENTERING	3	5	18	14	12	16	9	2
	COUNTERFEITING/FORGERY	1	2	12	4	2	4	4	
	DESTRUCTION/DAMAGE/VANDALISM OF PROPERTY	18	13	98	109	61	90	127	6
	EMBEZZLEMENT		1	4	5	1	2	4	1
	EXTORTION/BLACKMAIL	1	1	3	1	2	4		
	FRAUD OFFENSES	29	26	99	77	49	64	90	21
	LARCENY/THEFT OFFENSES	23	40	348	210	86	188	297	23
	MOTOR VEHICLE THEFT	1	2	5	12	1	14	14	3
	ROBBERY		1	11	3	5	4	13	
	STOLEN PROPERTY OFFENSES			1			2	4	1
CRIMES AGAINST SOCIETY	DRUG/NARCOTIC OFFENSES	11	14	114	57	49	72	84	3
	PORNOGRAPHY/OBSCENE MATERIAL		1	2	2	2	2	3	1
	PROSTITUTION OFFENSES			1	1		3		
	WEAPON LAW VIOLATIONS		3	6	11	8	11	12	
Grand Total		87	109	722	506	279	477	661	61

IBR Offenses above exclude those with a disposition of Unfounded and those where the Patrol Area indicated on the report fell outside of the indicated district boundaries.



FCPD GROUP A IBR OFFENSE STATISTICS - FRANCONIA DISTRICT

Franconia District

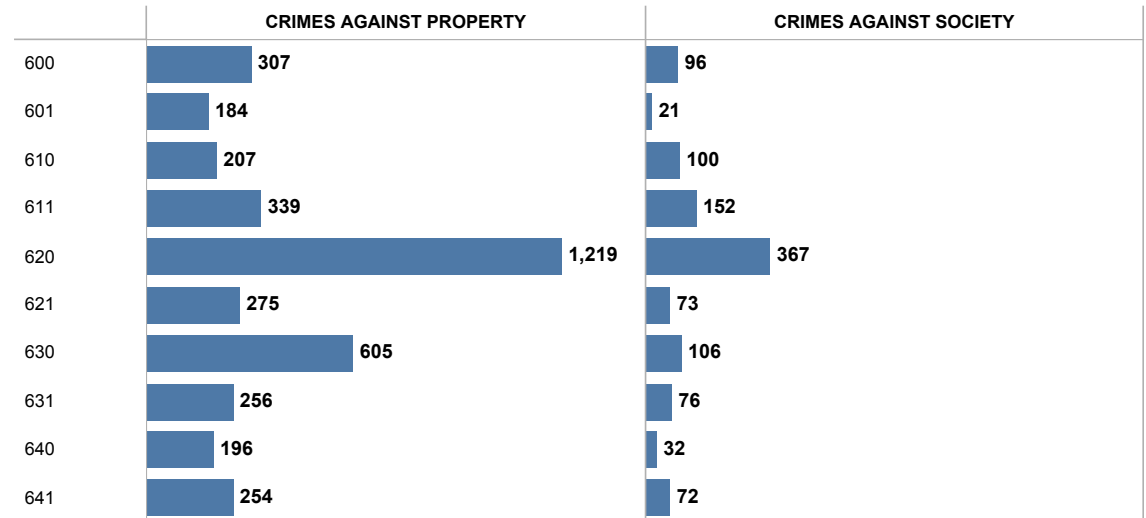
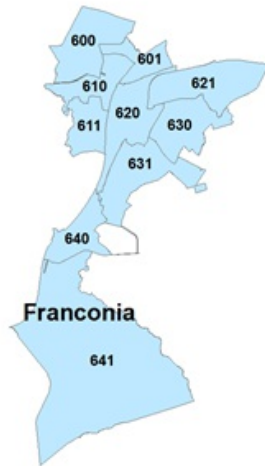


		2016	2017
CRIMES AGAINST PROPERTY	ARSON	1	3
	BURGLARY/BREAKING & ENTERING	108	142
	COUNTERFEITING/FORGERY	137	98
	DESTRUCTION/DAMAGE/VANDALISM OF PROPERTY	702	683
	EMBEZZLEMENT	42	51
	EXTORTION/BLACKMAIL	7	7
	FRAUD OFFENSES	580	474
	LARCENY/THEFT OFFENSES	2,366	2,196
	MOTOR VEHICLE THEFT	198	129
	ROBBERY	71	54
STOLEN PROPERTY OFFENSES		5	6
CRIMES AGAINST SOCIETY	DRUG/NARCOTIC OFFENSES	884	1,006
	GAMBLING OFFENSES	1	
	PORNOGRAPHY/OBSCENE MATERIAL	10	11
	PROSTITUTION OFFENSES	19	6
	WEAPON LAW VIOLATIONS	83	72
Total		5,214	4,938



FCPD GROUP A IBR OFFENSE STATISTICS

FRANCONIA DISTRICT - 2017 BREAKDOWN by PATROL AREA



		600	601	610	611	620	621	630	631	640	641
CRIMES AGAINST PROPERTY	ARSON				1					1	1
	BURGLARY/BREAKING & ENTERING	16	3	11	7	38	12	27	10	11	7
	COUNTERFEITING/FORGERY	9		5	12	21	5	13	9	4	20
	DESTRUCTION/DAMAGE/VANDALISM OF PROPERTY	86	45	66	75	93	49	83	75	42	69
	EMBEZZLEMENT	3	1	6	4	25	1	8		3	
	EXTORTION/BLACKMAIL			1		4	1		1		
	FRAUD OFFENSES	47	24	19	40	81	46	104	54	31	28
	LARCENY/THEFT OFFENSES	130	94	84	172	925	141	357	96	83	113
	MOTOR VEHICLE THEFT	9	15	13	18	22	15	7	8	18	4
	ROBBERY	7	1	2	9	8	4	5	3	3	12
	STOLEN PROPERTY OFFENSES		1		1	2	1	1			
CRIMES AGAINST SOCIETY	DRUG/NARCOTIC OFFENSES	89	20	87	141	346	69	89	69	29	67
	PORNOGRAPHY/OBSCENE MATERIAL	2			3	3	1	1			1
	PROSTITUTION OFFENSES				1	4	1				
	WEAPON LAW VIOLATIONS	5	1	13	7	14	2	16	7	3	4
Grand Total		403	205	307	491	1,586	348	711	332	228	326

IBR Offenses above exclude those with a disposition of Unfounded and those where the Patrol Area indicated on the report fell outside of the indicated district boundaries.



FCPD GROUP A IBR OFFENSE STATISTICS - WEST SPRINGFIELD DISTRICT

West Springfield District



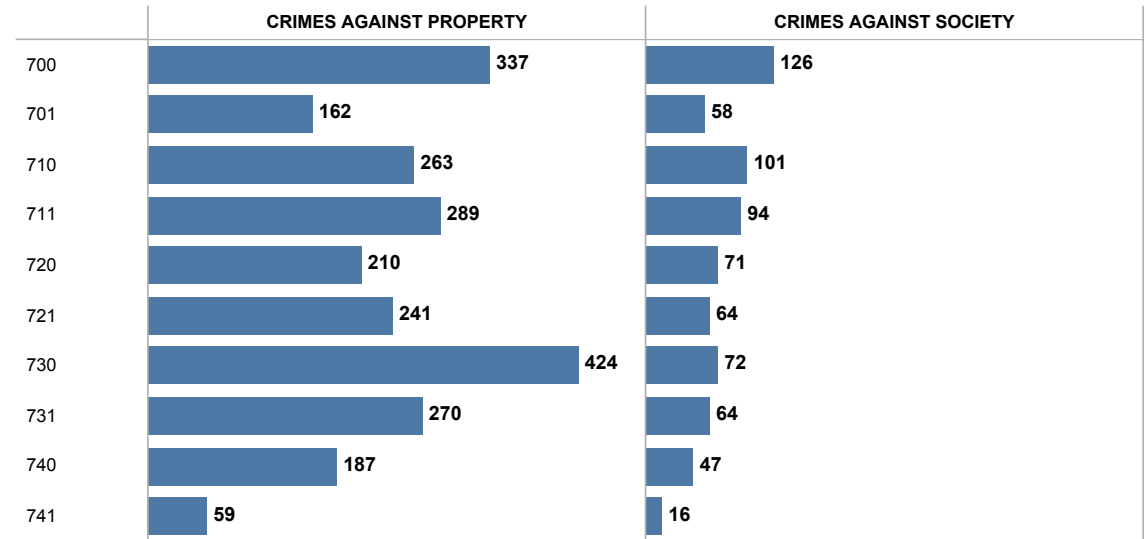
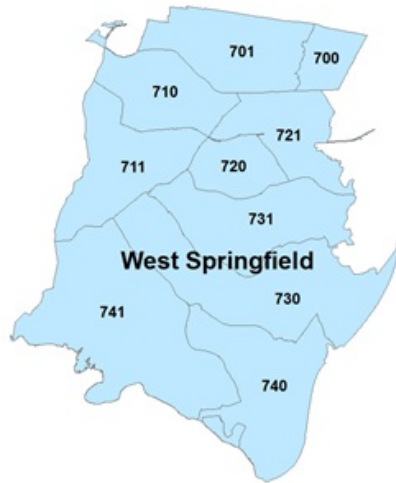
	2016	2017
CRIMES AGAINST PROPERTY	3,052	2,442
CRIMES AGAINST SOCIETY	579	714

	2016	2017
ARSON	8	2
BURGLARY/BREAKING & ENTERING	110	65
COUNTERFEITING/FORGERY	60	59
DESTRUCTION/DAMAGE/VANDALISM OF PROPERTY	770	546
EMBEZZLEMENT	15	31
EXTORTION/BLACKMAIL	6	5
FRAUD OFFENSES	650	581
LARCENY/THEFT OFFENSES	1,309	1,032
MOTOR VEHICLE THEFT	87	72
ROBBERY	36	42
STOLEN PROPERTY OFFENSES	1	7
DRUG/NARCOTIC OFFENSES	479	623
PORNOGRAPHY/OBSCENE MATERIAL	23	25
PROSTITUTION OFFENSES	7	1
WEAPON LAW VIOLATIONS	70	65
Total	3,631	3,156



FCPD GROUP A IBR OFFENSE STATISTICS

WEST SPRINGFIELD DISTRICT - 2017 BREAKDOWN by PATROL AREA



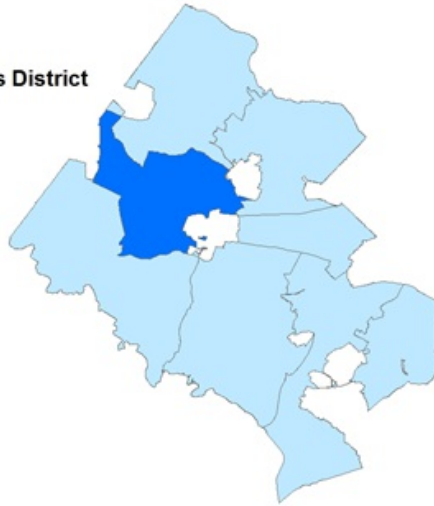
		700	701	710	711	720	721	730	731	740	741
CRIMES AGAINST PROPERTY	ARSON							1		1	
	BURGLARY/BREAKING & ENTERING	10	5	7	8	6	3	16	6	3	1
	COUNTERFEITING/FORGERY	6	3	4	9	5	16	7	3	3	3
	DESTRUCTION/DAMAGE/VANDALISM OF PROPERTY	109	31	68	67	46	39	93	53	35	5
	EMBEZZLEMENT	1	1	1	4	1	2	13	5	2	1
	EXTORTION/BLACKMAIL		2		1			1		1	
	FRAUD OFFENSES	35	58	62	66	41	59	88	101	43	28
	LARCENY/THEFT OFFENSES	144	60	110	129	94	113	180	96	88	18
	MOTOR VEHICLE THEFT	14	2	5	2	13	7	17	4	5	3
	ROBBERY	16		5	3	3	2	5	2	6	
	STOLEN PROPERTY OFFENSES	2		1		1		3			
CRIMES AGAINST SOCIETY	DRUG/NARCOTIC OFFENSES	107	52	86	86	63	57	64	57	40	10
	PORNOGRAPHY/OBSCENE MATERIAL	2	4	5	2	1	2	3	2	3	1
	PROSTITUTION OFFENSES	1									
	WEAPON LAW VIOLATIONS	16	2	10	6	7	5	5	5	4	5
Grand Total		463	220	364	383	281	305	496	334	234	75

IBR Offenses above exclude those with a disposition of Unfounded and those where the Patrol Area indicated on the report fell outside of the indicated district boundaries.



FCPD GROUP A IBR OFFENSE STATISTICS - FAIR OAKS DISTRICT

Fair Oaks District



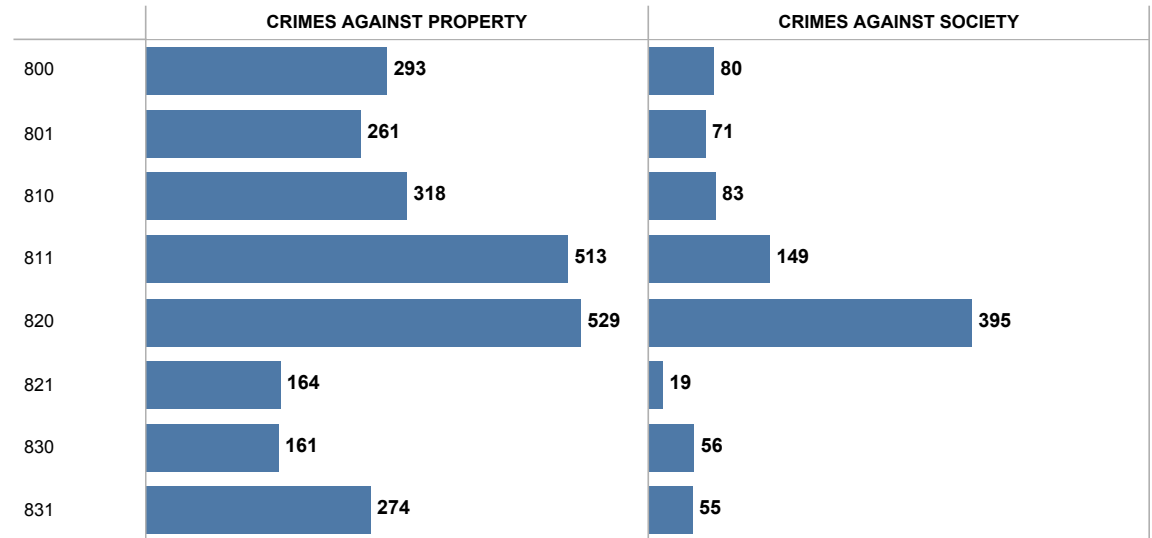
	2016	2017
CRIMES AGAINST PROPERTY	2,681	2,516
CRIMES AGAINST SOCIETY	1,062	908

	2016	2017
ARSON	1	4
BURGLARY/BREAKING & ENTERING	72	82
COUNTERFEITING/FORGERY	102	57
DESTRUCTION/DAMAGE/VANDALISM OF PROPERTY	477	505
EMBEZZLEMENT	43	19
EXTORTION/BLACKMAIL	10	5
FRAUD OFFENSES	618	505
LARCENY/THEFT OFFENSES	1,288	1,255
MOTOR VEHICLE THEFT	43	52
ROBBERY	21	26
STOLEN PROPERTY OFFENSES	6	6
DRUG/NARCOTIC OFFENSES	958	807
GAMBLING OFFENSES	2	
PORNOGRAPHY/OBSCENE MATERIAL	16	23
PROSTITUTION OFFENSES	40	20
WEAPON LAW VIOLATIONS	46	58
Total	3,743	3,424



FCPD GROUP A IBR OFFENSE STATISTICS

FAIR OAKS DISTRICT - 2017 BREAKDOWN by PATROL AREA



		800	801	810	811	820	821	830	831
CRIMES AGAINST PROPERTY	ARSON	1				2			1
	BURGLARY/BREAKING & ENTERING	14	26	7	10	7	10	4	4
	COUNTERFEITING/FORGERY	3	9	6	12	19	3	2	3
	DESTRUCTION/DAMAGE/VANDALISM OF PROPERTY	65	38	60	103	61	67	50	61
	EMBEZZLEMENT	1		1	2	11		2	2
	EXTORTION/BLACKMAIL	1	1		1	1			1
	FRAUD OFFENSES	72	69	46	86	99	41	34	56
	LARCENY/THEFT OFFENSES	124	112	185	283	317	39	62	132
	MOTOR VEHICLE THEFT	8	2	8	8	5	4	6	11
	ROBBERY	4	4	3	8	4			3
	STOLEN PROPERTY OFFENSES			2		3		1	
CRIMES AGAINST SOCIETY	DRUG/NARCOTIC OFFENSES	62	60	76	132	365	14	49	49
	PORNOGRAPHY/OBSCENE MATERIAL	1		2	4	11	2	1	2
	PROSTITUTION OFFENSES	11			1	7		1	
	WEAPON LAW VIOLATIONS	6	11	5	12	12	3	5	4
Grand Total		373	332	401	662	924	183	217	329

IBR Offenses above exclude those with a disposition of Unfounded and those where the Patrol Area indicated on the report fell outside of the indicated district boundaries.



FCPD GROUP A IBR OFFENSE STATISTICS - NO DISTRICT INDICATED ON REPORT

**NO
STATION
INDICATED**

	2016	2017
CRIMES AGAINST PROPERTY	195	220
CRIMES AGAINST SOCIETY	280	279

	2016	2017
BURGLARY/BREAKING & ENTERING		1
COUNTERFEITING/FORGERY	38	23
DESTRUCTION/DAMAGE/VANDALISM OF PROPERTY	30	36
EMBEZZLEMENT	1	
FRAUD OFFENSES	55	82
LARCENY/THEFT OFFENSES	65	64
MOTOR VEHICLE THEFT	5	3
ROBBERY	1	8
STOLEN PROPERTY OFFENSES		3
DRUG/NARCOTIC OFFENSES	234	257
PORNOGRAPHY/OBSCENE MATERIAL	1	2
PROSTITUTION OFFENSES	31	6
WEAPON LAW VIOLATIONS	14	14
Total	475	499



FCPD GROUP A IBR OFFENSE STATISTICS

2016 Case Status & Closure Rates

The following Group A offense "closed" status and "closure rates" are based on case disposition at the time of publishing. Closed status includes the following disposition types: Closures by Arrest, Exceptional closures and Service closures for all founded offenses. Exceptional closures include those where investigative efforts for a crime committed result in circumstances where it is beyond police means to make an arrest. Service closures include those where investigative efforts determine that there was no crime committed. Closure rates are calculated based on the percentage of "closed" dispositions in comparison to the overall number of reported offenses in each category. The number of offenses includes both those where the offender attempted an offense and those where the offender completed the offense. The calendar year included represents the year in which the crime was reported.

2016 GROUP A CASE STATUS				2016 GROUP A CLOSURE RATES	
	ACTIVE	CLOSED	Total		CLOSED
ARSON	21	7	28	ARSON	25.00%
ASSAULT OFFENSES	2,984	3,630	6,614	ASSAULT OFFENSES	54.88%
BRIBERY		1	1	BRIBERY	100.00%
BURGLARY/BREAKING & ENTERING	518	312	830	BURGLARY/BREAKING & ENTERING	37.59%
COUNTERFEITING/FORGERY	255	531	786	COUNTERFEITING/FORGERY	67.56%
DESTRUCTION/DAMAGE/VANDALISM OF PROPERTY	4,255	751	5,006	DESTRUCTION/DAMAGE/VANDALISM OF PROPERTY	15.00%
DRUG/NARCOTIC OFFENSES	822	4,895	5,717	DRUG/NARCOTIC OFFENSES	85.62%
EMBEZZLEMENT	51	219	270	EMBEZZLEMENT	81.11%
EXTORTION/BLACKMAIL	43	9	52	EXTORTION/BLACKMAIL	17.31%
FRAUD OFFENSES	3,892	545	4,437	FRAUD OFFENSES	12.28%
GAMBLING OFFENSES	1	3	4	GAMBLING OFFENSES	75.00%
HOMICIDE OFFENSES	5	12	17	HOMICIDE OFFENSES	70.59%
KIDNAPPING/ABDUCTION	22	80	102	KIDNAPPING/ABDUCTION	78.43%
LARCENY/THEFT OFFENSES	8,936	4,078	13,014	LARCENY/THEFT OFFENSES	31.34%
MOTOR VEHICLE THEFT	541	307	848	MOTOR VEHICLE THEFT	36.20%
PORNOGRAPHY/OBSCENE MATERIAL	42	48	90	PORNOGRAPHY/OBSCENE MATERIAL	53.33%
PROSTITUTION OFFENSES	4	164	168	PROSTITUTION OFFENSES	97.62%
ROBBERY	281	177	458	ROBBERY	38.65%
SEX OFFENSES, FORCIBLE	83	175	258	SEX OFFENSES, FORCIBLE	67.83%
SEX OFFENSES, NONFORCIBLE		2	2	SEX OFFENSES, NONFORCIBLE	100.00%
STOLEN PROPERTY OFFENSES	5	54	59	STOLEN PROPERTY OFFENSES	91.53%
WEAPON LAW VIOLATIONS	249	332	581	WEAPON LAW VIOLATIONS	57.14%
Total	23,010	16,332	39,342	Total	41.51%



FCPD GROUP A IBR OFFENSE STATISTICS

2017 Case Status & Closure Rates

The following Group A offense "closed" status and "closure rates" are based on case disposition at the time of publishing. Closed status includes the following disposition types: Closures by Arrest, Exceptional closures and Service closures for all founded offenses. Exceptional closures include those where investigative efforts for a crime committed result in circumstances where it is beyond police means to make an arrest. Service closures include those where investigative efforts determine that there was no crime committed. Closure rates are calculated based on the percentage of "closed" dispositions in comparison to the overall number of reported offenses in each category. The number of offenses includes both those where the offender attempted an offense and those where the offender completed the offense. The calendar year included represents the year in which the crime was reported.

2017 GROUP A CASE STATUS				2017 GROUP A CLOSURE RATES	
	ACTIVE	CLOSED	Total		CLOSED
ARSON	20	6	26	ARSON	23.08%
ASSAULT OFFENSES	3,231	3,645	6,876	ASSAULT OFFENSES	53.01%
BRIBERY		1	1	BRIBERY	100.00%
BURGLARY/BREAKING & ENTERING	514	251	765	BURGLARY/BREAKING & ENTERING	32.81%
COUNTERFEITING/FORGERY	251	321	572	COUNTERFEITING/FORGERY	56.12%
DESTRUCTION/DAMAGE/VANDALISM OF PROPERTY	3,999	647	4,646	DESTRUCTION/DAMAGE/VANDALISM OF PROPERTY	13.93%
DRUG/NARCOTIC OFFENSES	991	5,461	6,452	DRUG/NARCOTIC OFFENSES	84.64%
EMBEZZLEMENT	85	188	273	EMBEZZLEMENT	68.86%
EXTORTION/BLACKMAIL	52	3	55	EXTORTION/BLACKMAIL	5.45%
FRAUD OFFENSES	3,507	410	3,917	FRAUD OFFENSES	10.47%
HOMICIDE OFFENSES	5	9	14	HOMICIDE OFFENSES	64.29%
KIDNAPPING/ABDUCTION	28	75	103	KIDNAPPING/ABDUCTION	72.82%
LARCENY/THEFT OFFENSES	8,657	4,013	12,670	LARCENY/THEFT OFFENSES	31.67%
MOTOR VEHICLE THEFT	480	231	711	MOTOR VEHICLE THEFT	32.49%
PORNOGRAPHY/OBSCENE MATERIAL	75	60	135	PORNOGRAPHY/OBSCENE MATERIAL	44.44%
PROSTITUTION OFFENSES	11	95	106	PROSTITUTION OFFENSES	89.62%
ROBBERY	247	184	431	ROBBERY	42.69%
SEX OFFENSES, FORCIBLE	114	159	273	SEX OFFENSES, FORCIBLE	58.24%
SEX OFFENSES, NONFORCIBLE	2	1	3	SEX OFFENSES, NONFORCIBLE	33.33%
STOLEN PROPERTY OFFENSES	12	52	64	STOLEN PROPERTY OFFENSES	81.25%
WEAPON LAW VIOLATIONS	228	336	564	WEAPON LAW VIOLATIONS	59.57%
Total	22,509	16,148	38,657	Total	41.77%