

FAIRFAX COUNTY POLICE DEPARTMENT

STATISTICAL REPORT

CALENDAR YEARS 2012 & 2013



Published: March 2014



March 2014

FAIRFAX COUNTY POLICE DEPARTMENT STATISTICAL REPORT

YEARS: 2012 & 2013

FCPD GROUP A IBR OFFENSE STATISTICS

GROUP A IBR OFFENSES - METHODOLOGY

GROUP A IBR OFFENSES - CRIMES AGAINST PERSONS

GROUP A IBR OFFENSES - CRIMES AGAINST PROPERTY & CRIMES AGAINST SOCIETY

GROUP A IBR OFFENSES - CASE STATUS & CLOSURE RATES

FCPD CALLS FOR SERVICE STATISTICS

CALLS FOR SERVICE - METHODOLOGY

CALLS FOR SERVICE - COUNTYWIDE BREAKDOWN

AVERAGE RESPONSE TIMES BY PRIORITY & STATION

PRIORITY 1 AVERAGE RESPONSE TIMES BY HOUR BLOCKS

FCPD ARREST & CITATION STATISTICS

ARRESTS - METHODOLOGY

ARRESTS - BY TYPE & AGE GROUP (JUVENILE VS ADULT)

ARRESTS - BY STATIONS

CITATIONS - COUNTYWIDE BREAKDOWN

CITATIONS - BY STATION & AGE GROUP (JUVENILE VS ADULT)



March 2014

FAIRFAX COUNTY POLICE DEPARTMENT STATISTICAL REPORT

GROUP A IBR OFFENSES



March 2014

FAIRFAX COUNTY POLICE DEPARTMENT STATISTICAL PACKAGE - GROUP A IBR OFFENSES YEARS: 2012 & 2013

The Fairfax County Police Department gathers statistical data based on the Virginia State Police Uniform Crime Reporting Incident Based Reporting (IBR) system. Information relating to two different levels of offenses is collected by the IBR system. The most serious offenses are designated as Group "A" offenses; the less serious offenses are designated as Group "B" offenses. Group "A" offenses consist of 22 categories of crimes involving 46 different offenses; a maximum of 10 offenses per incident may be reported. Group "B" offenses, consisting of 12 crime categories, only require reporting arrest data and the identification of the case and reporting agency. IBR offenses are divided into three categories: "Crimes Against Persons," "Crimes Against Property," or "Crimes Against Society." Crimes Against Persons are those whose victims are always individuals. The object of Crimes Against Property is to obtain money, property, or some other benefit. Crimes Against Society represent society's prohibition against engaging in certain types of activity. The use of named Districts indicates activity within the particular police district's geographical boundaries regardless of officer assignment. This data is not reflective of Board of Supervisor District boundaries.

This report represents the Fairfax County Police Department's Group A IBR Offenses.

Crimes Against Persons are calculated by the number of victims of reported offenses based on the date reported.

Crimes Against Property and Crimes Against Society are calculated by the number of reported offenses based on the date reported.

IBR Offenses captured in this report exclude those with a disposition of Unfounded.

GROUP A IBR OFFENSE CATEGORIES

CRIMES AGAINST PERSONS:

Assault Offenses : Aggravated Assault, Simple Assault, Intimidation

Homicide Offenses : Murder and Nonnegligent Manslaughter, Negligent Manslaughter

Kidnapping/Abduction

Sex Offenses, Forcible : Forcible Rape, Forcible Sodomy, Sexual Assault With An Object, Forcible Fondling

Sex Offenses, Nonforcible : Incest, Statutory Rape

CRIMES AGAINST SOCIETY:

Drug/Narcotic Offenses : Drug/Narcotic Violations, Drug Equipment Violations

Gambling Offenses : Betting/Watering, Operating/Promoting/Assisting Gambling, Gambling Equipment Violations, Sports Tampering

Pornography/Obscene Material

Prostitution Offenses : Prostitution, Assisting or Promoting Prostitution

Weapon Law Violations

CRIMES AGAINST PROPERTY:

Arson

Bribery

Burglary/Breaking and Entering

Counterfeiting/Forgery

Destruction/Damage/Vandalism of Property

Embezzlement

Extortion/Blackmail

Fraud Offenses : False Pretenses/Swindle/Confidence Game, Credit Card/ Automatic Teller Machine Fraud, Impersonation, Welfare Fraud, Wire Fraud

Larceny/Theft Offenses : Pocket-picking, Purse-snatching, Shoplifting, Theft from Building, Theft from Coin-Operated Machine or Device, Theft from Motor Vehicle, Theft of Motor Vehicle Parts or Accessories, All Other Larceny

Motor Vehicle Theft

Robbery

Stolen Property Offenses



March 2014

FAIRFAX COUNTY POLICE DEPARTMENT STATISTICAL REPORT

GROUP A IBR OFFENSES - CRIMES AGAINST PERSONS

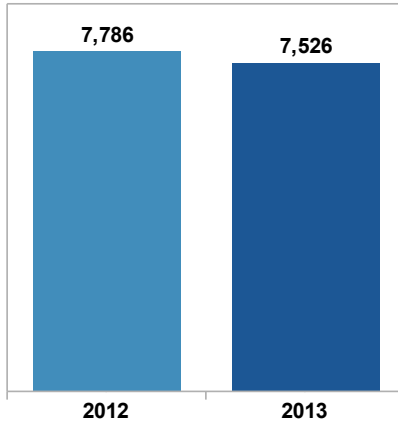
(by victim count)



FCPD CRIMES AGAINST PERSONS STATISTICS

ASSAULT OFFENSES

ASSAULT VICTIMS by YEAR



ASSAULT VICTIMS
by YEAR & STATION

STATION	2012	2013
SULLY	624	575
MT VERNON	1,527	1,662
MCLEAN	776	762
MASON	1,158	1,116
RESTON	765	654
FRANCONIA	1,086	1,068
WEST SPRINGFIELD	1,115	1,007
FAIR OAKS	651	626
NONE INDICATED	84	56
TOTAL	7,786	7,526

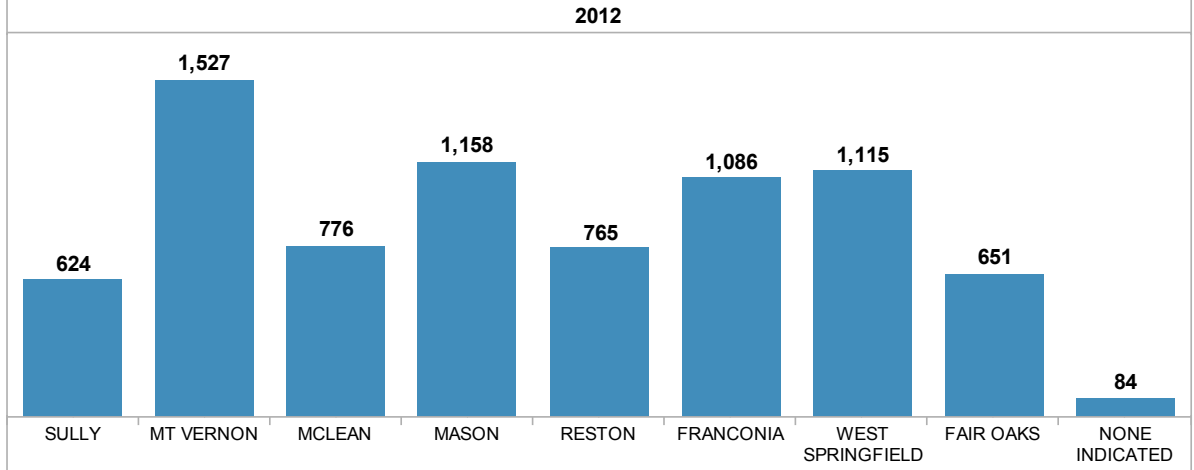
2012

STATION	2012
SULLY	624
MT VERNON	1,527
MCLEAN	776
MASON	1,158
RESTON	765
FRANCONIA	1,086
WEST SPRINGFIELD	1,115
FAIR OAKS	651
NONE INDICATED	84
TOTAL	7,786

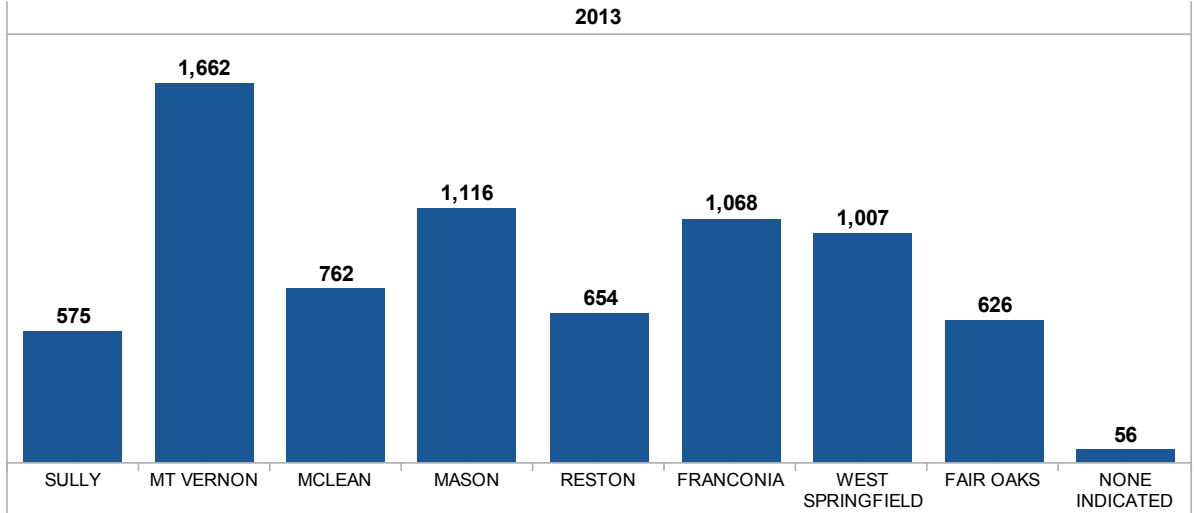
2013

STATION	2013
SULLY	575
MT VERNON	1,662
MCLEAN	762
MASON	1,116
RESTON	654
FRANCONIA	1,068
WEST SPRINGFIELD	1,007
FAIR OAKS	626
NONE INDICATED	56
TOTAL	7,526

2012 ASSAULT VICTIMS



2013 ASSAULT VICTIMS

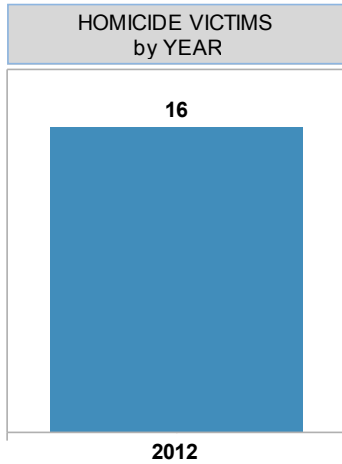


* Station value of "NONE INDICATED" has been used for records which did not have a district station associated with the location of offense on the report.



FCPD CRIMES AGAINST PERSONS STATISTICS

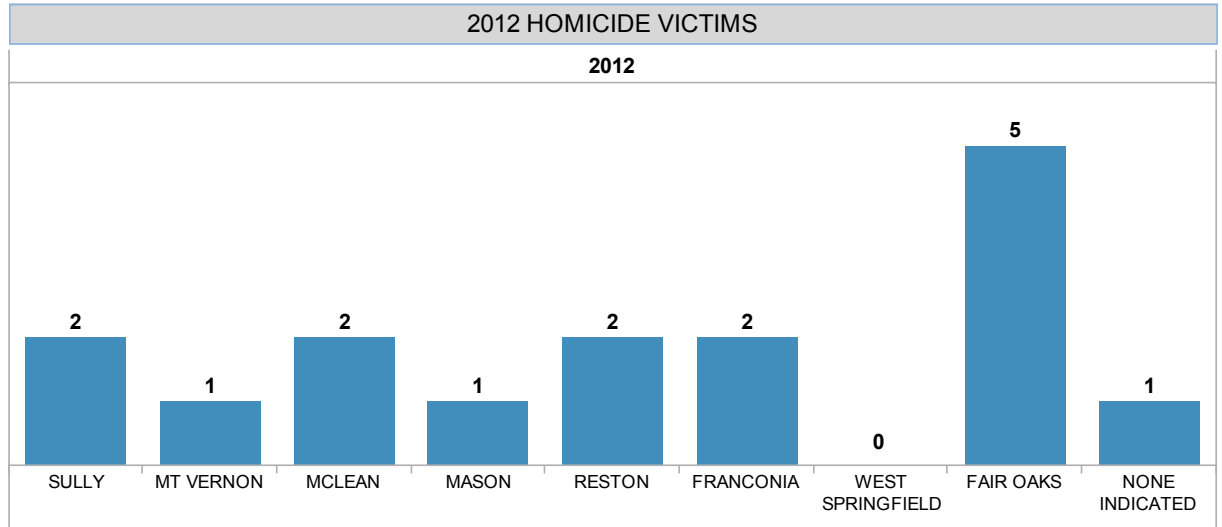
HOMICIDE OFFENSES



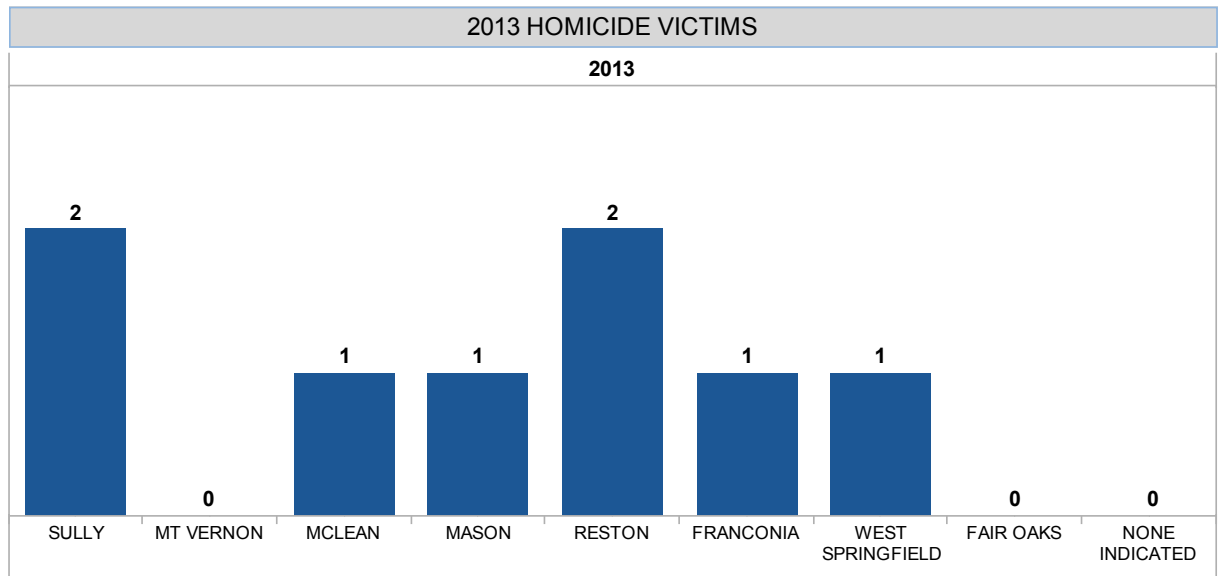
HOMICIDE VICTIMS by YEAR & STATION

STATION	2012
SULLY	2
MT VERNON	1
MCLEAN	2
MASON	1
RESTON	2
FRANCONIA	2
FAIR OAKS	5
NONE INDICATED	1
TOTAL	16

2012	
STATION	2012
SULLY	2
MT VERNON	1
MCLEAN	2
MASON	1
RESTON	2
FRANCONIA	2
WEST SPRINGFIELD	
FAIR OAKS	5
NONE INDICATED	1
TOTAL	16



2013	
STATION	2013
SULLY	2
MCLEAN	1
MASON	1
RESTON	2
FRANCONIA	1
WEST SPRINGFIELD	1
TOTAL	8

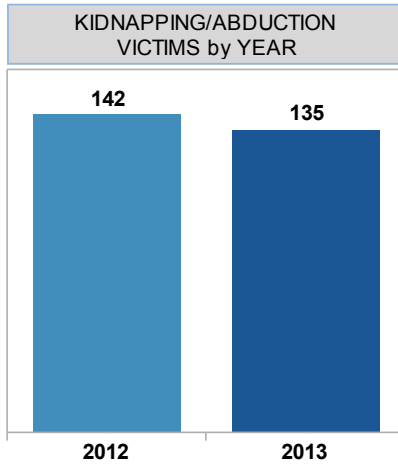


* Station value of "NONE INDICATED" has been used for records which did not have a district station associated with the location of offense on the report.



FCPD CRIMES AGAINST PERSONS STATISTICS

KIDNAPPING/ABDUCTION OFFENSES

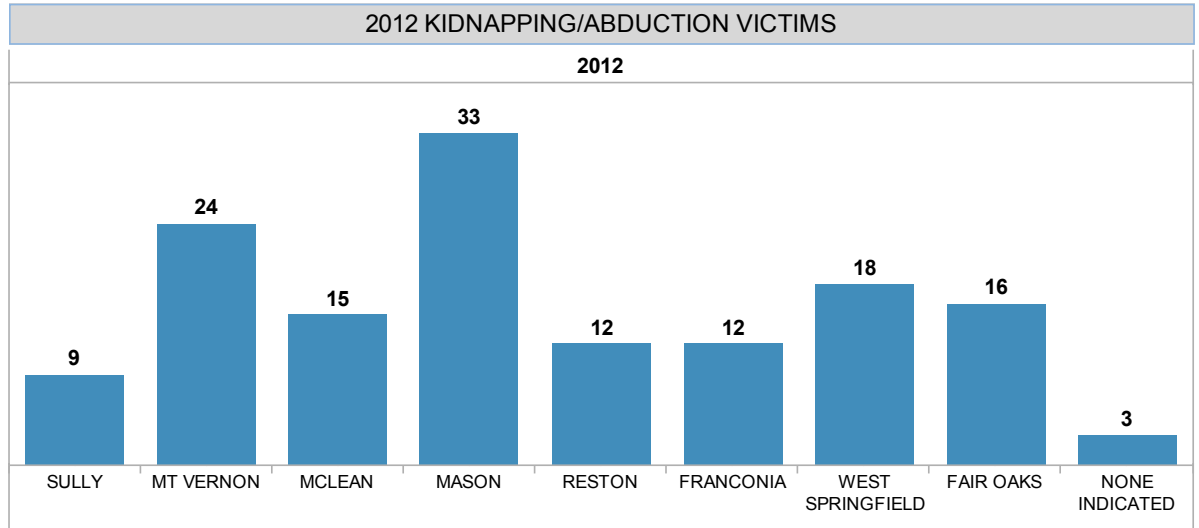


KIDNAPPING/ABDUCTION VICTIMS by YEAR & STATION

STATION	2012	2013
SULLY	9	9
MT VERNON	24	32
MCLEAN	15	14
MASON	33	19
RESTON	12	18
FRANCONIA	12	22
WEST SPRINGFIELD	18	13
FAIR OAKS	16	6
NONE INDICATED	3	2
TOTAL	142	135

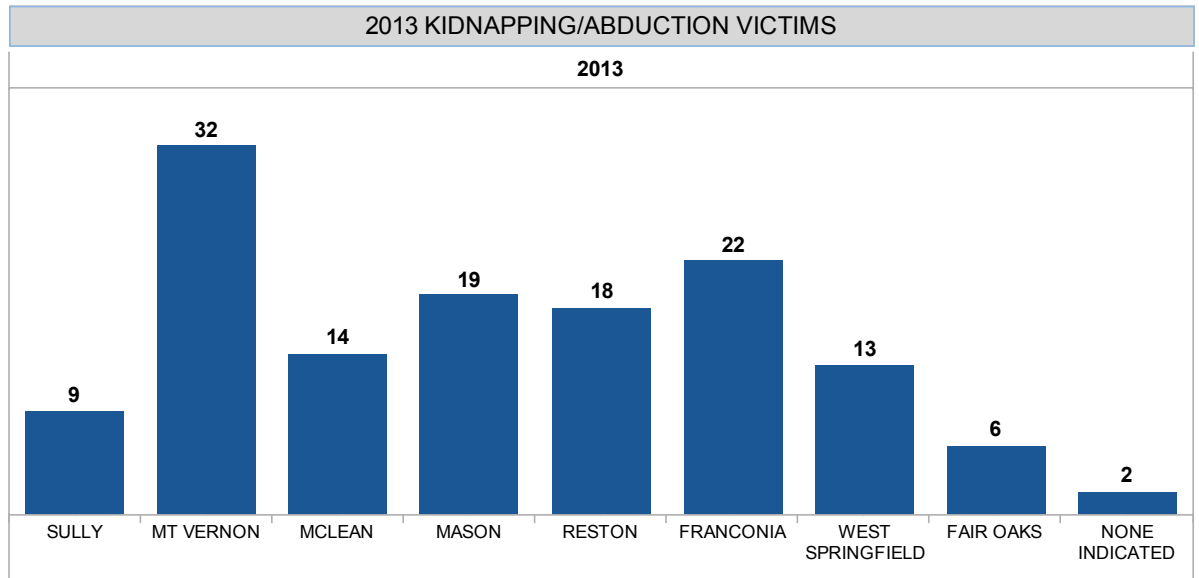
2012

STATION	2012
SULLY	9
MT VERNON	24
MCLEAN	15
MASON	33
RESTON	12
FRANCONIA	12
WEST SPRINGFIELD	18
FAIR OAKS	16
NONE INDICATED	3
TOTAL	142



2013

STATION	2013
SULLY	9
MT VERNON	32
MCLEAN	14
MASON	19
RESTON	18
FRANCONIA	22
WEST SPRINGFIELD	13
FAIR OAKS	6
NONE INDICATED	2
TOTAL	135



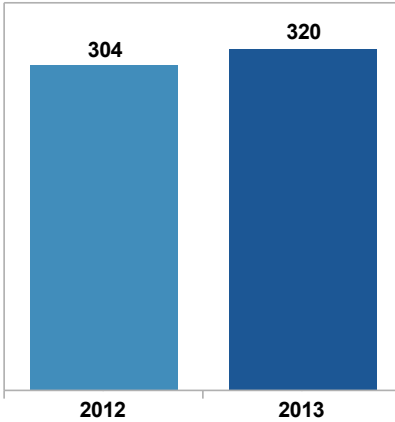
* Station value of "NONE INDICATED" has been used for records which did not have a district station associated with the location of offense on the report.



FCPD CRIMES AGAINST PERSONS STATISTICS

SEX OFFENSES

SEX OFFENSE VICTIMS by YEAR



SEX OFFENSE VICTIMS by YEAR & STATION

STATION	2012	2013
SULLY	20	22
MT VERNON	50	58
MCLEAN	22	22
MASON	47	35
RESTON	30	32
FRANCONIA	43	61
WEST SPRINGFIELD	54	46
FAIR OAKS	33	36
NONE INDICATED	5	8
TOTAL	304	320

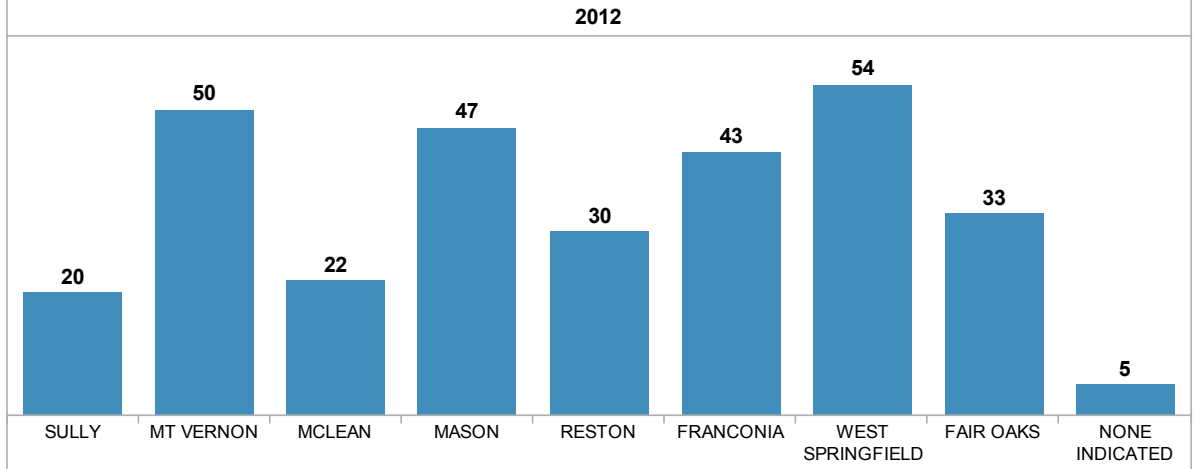
2012

STATION	2012
SULLY	20
MT VERNON	50
MCLEAN	22
MASON	47
RESTON	30
FRANCONIA	43
WEST SPRINGFIELD	54
FAIR OAKS	33
NONE INDICATED	5
TOTAL	304

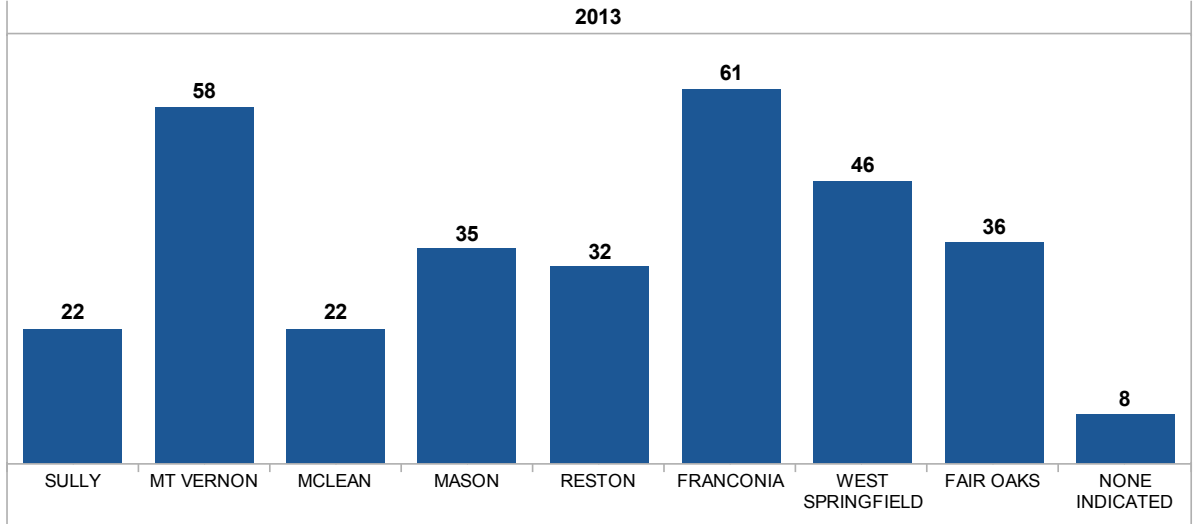
2013

STATION	2013
SULLY	22
MT VERNON	58
MCLEAN	22
MASON	35
RESTON	32
FRANCONIA	61
WEST SPRINGFIELD	46
FAIR OAKS	36
NONE INDICATED	8
TOTAL	320

2012 SEX OFFENSE VICTIMS



2013 SEX OFFENSE VICTIMS



* Station value of "NONE INDICATED" has been used for records which did not have a district station associated with the location of offense on the report



March 2014

FAIRFAX COUNTY POLICE DEPARTMENT STATISTICAL REPORT

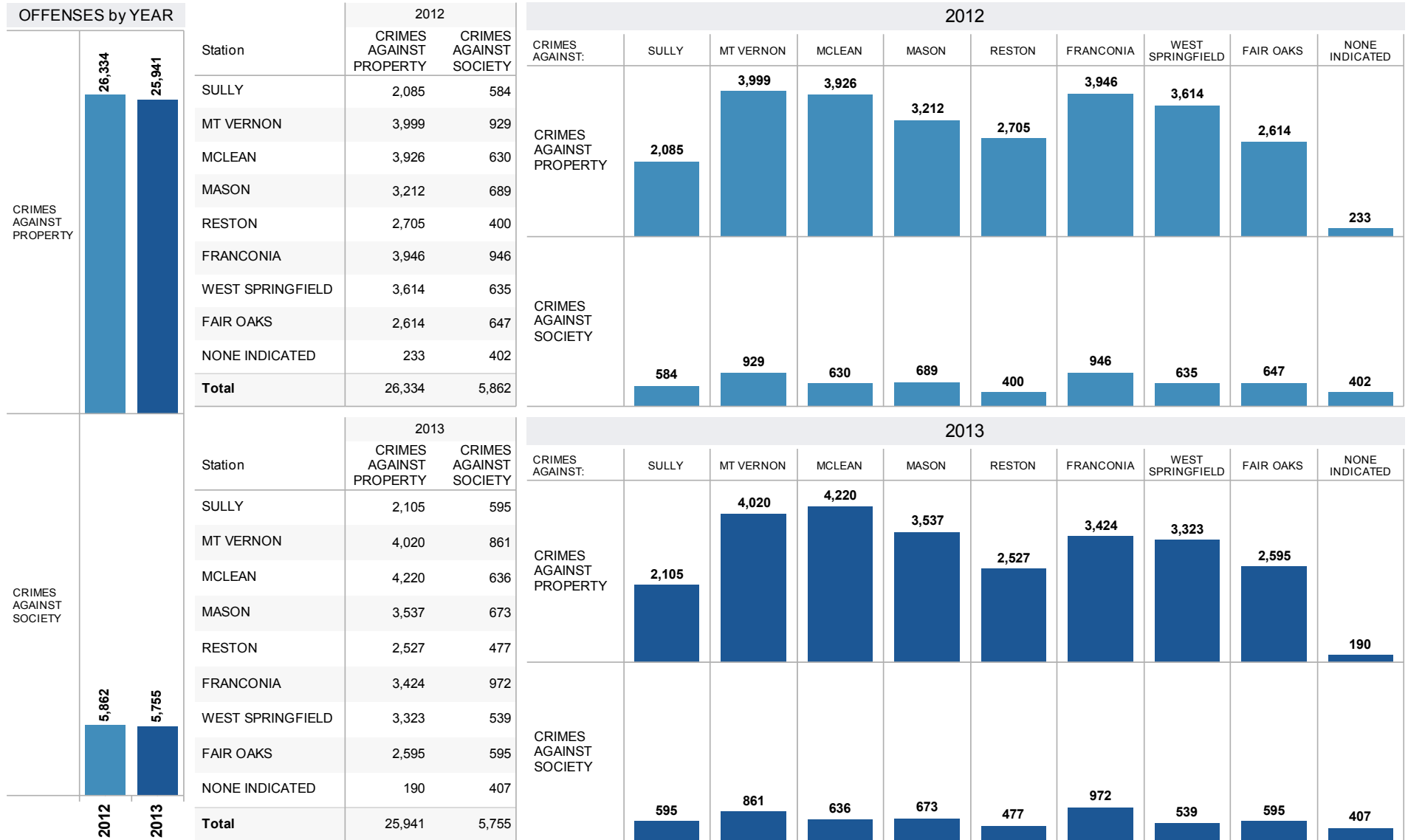
GROUP A IBR OFFENSES - CRIMES AGAINST PROPERTY AND CRIMES AGAINST SOCIETY

(by offense count)



FCPD GROUP A IBR OFFENSES

CRIMES AGAINST PROPERTY & CRIMES AGAINST SOCIETY STATISTICS



2012

CRIMES AGAINST:	SULLY	MT VERNON	MCLEAN	MASON	RESTON	FRANCONIA	WEST SPRINGFIELD	FAIR OAKS	NONE INDICATED
CRIMES AGAINST PROPERTY	2,085	3,999	3,926	3,212	2,705	3,946	3,614	2,614	233
CRIMES AGAINST SOCIETY	584	929	630	689	400	946	635	647	402

2013

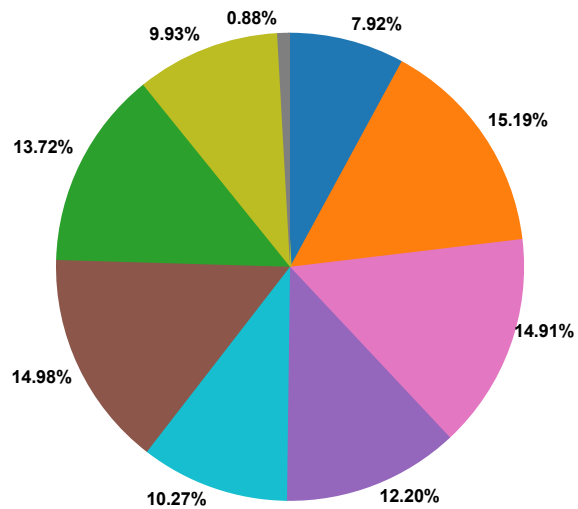
CRIMES AGAINST:	SULLY	MT VERNON	MCLEAN	MASON	RESTON	FRANCONIA	WEST SPRINGFIELD	FAIR OAKS	NONE INDICATED
CRIMES AGAINST PROPERTY	2,105	4,020	4,220	3,537	2,527	3,424	3,323	2,595	190
CRIMES AGAINST SOCIETY	595	861	636	673	477	972	539	595	407

IBR Offenses above exclude those with a disposition of Unfounded.
 * Station value of "NONE INDICATED" has been used for records which did not have a district station associated with the location of offense on the report.

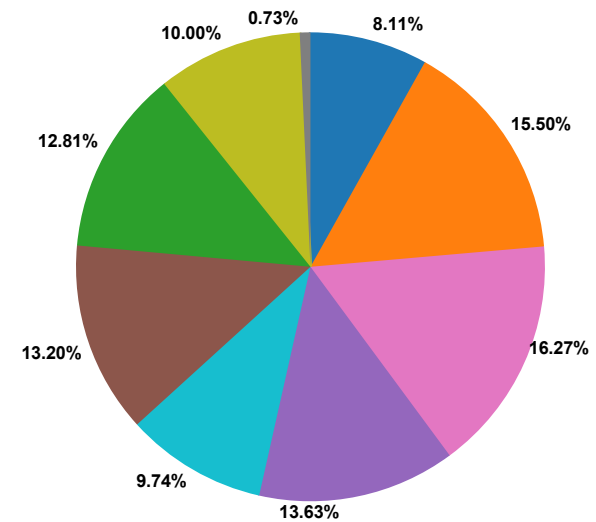


FPCPD GROUP A IBR OFFENSES - CRIMES AGAINST PROPERTY STATISTICS

2012 CRIMES AGAINST PROPERTY
DISTRIBUTION by STATION



2013 CRIMES AGAINST PROPERTY
DISTRIBUTION by STATION



STATION SULLY MT VERNON MCLEAN MASON RESTON FRANCONIA WEST SPRINGFIELD FAIR OAKS NONE INDICATED

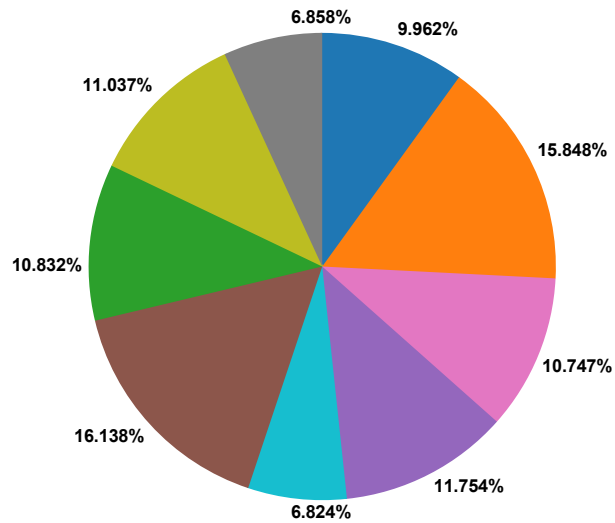
IBR Offenses above exclude those with a disposition of Unfounded.

* Station value of "NONE INDICATED" has been used for records which did not have a district station associated with the location of offense on the report.

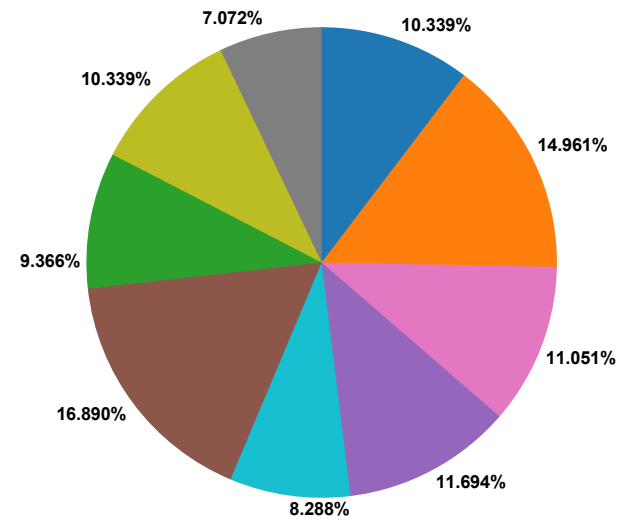


FCPD GROUP A IBR OFFENSES - CRIMES AGAINST SOCIETY STATISTICS

2012 CRIMES AGAINST SOCIETY
DISTRIBUTION by STATION



2013 CRIMES AGAINST SOCIETY
DISTRIBUTION by STATION



STATION SULLY MT VERNON MCLEAN MASON RESTON FRANCONIA WEST SPRINGFIELD FAIR OAKS NONE INDICATED

IBR Offenses above exclude those with a disposition of Unfounded.

* Station value of "NONE INDICATED" has been used for records which did not have a district station associated with the location of offense on the report.



FCPD GROUP A IBR OFFENSES

CRIMES AGAINST PROPERTY & CRIMES AGAINST SOCIETY STATISTICS



CRIMES AGAINST:	IBR CATEGORY	2012	2013
CRIMES AGAINST PROPERTY	ARSON	71	32
	BRIBERY	1	3
	BURGLARY/BREAKING & ENTERING	1,061	1,070
	COUNTERFEITING/FORGERY	406	417
	DESTRUCTION/DAMAGE/VANDALISM OF PROPERTY	7,419	6,238
	EMBEZZLEMENT	296	297
	EXTORTION/BLACKMAIL	13	16
	FRAUD OFFENSES	2,664	2,968
	LARCENY/THEFT OFFENSES	13,162	13,676
	MOTOR VEHICLE THEFT	810	757
	ROBBERY	350	411
	STOLEN PROPERTY OFFENSES	81	56
CRIMES AGAINST SOCIETY	DRUG/NARCOTIC OFFENSES	5,148	5,035
	GAMBLING OFFENSES	14	16
	PORNOGRAPHY/OBSCENE MATERIAL	93	140
	PROSTITUTION OFFENSES	86	129
	WEAPON LAW VIOLATIONS	521	435

IBR Offenses above exclude those with a disposition of Unfounded.
 * Station value of "NONE INDICATED" has been used for records which did not have a district station associated with the location of offense on the report.



FCCPD GROUP A IBR OFFENSE STATISTICS

SULLY DISTRICT



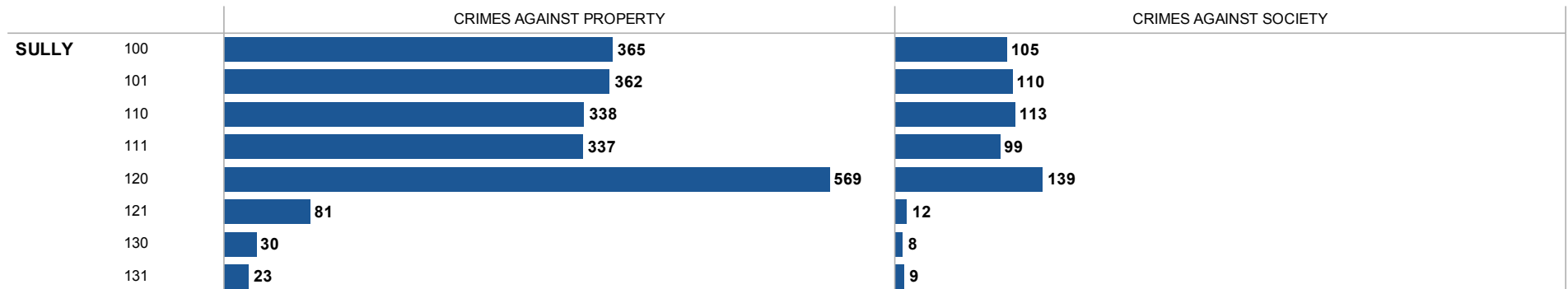
Station	CRIMES AGAINST:	IBR CATEGORY	2012	2013	
SULLY	CRIMES AGAINST PROPERTY	ARSON	2	2	
		BURGLARY/BREAKING & ENTERING	83	73	
		COUNTERFEITING/FORGERY	27	23	
		DESTRUCTION/DAMAGE/VANDALISM OF PROPERTY	720	698	
		EMBEZZLEMENT	18	12	
		EXTORTION/BLACKMAIL	1	1	
		FRAUD OFFENSES	210	248	
		LARCENY/THEFT OFFENSES	945	975	
		MOTOR VEHICLE THEFT	49	50	
		ROBBERY	25	20	
		STOLEN PROPERTY OFFENSES	5	3	
	CRIMES AGAINST SOCIETY	DRUG/NARCOTIC OFFENSES	510	536	
		GAMBLING OFFENSES	2	3	
		PORNOGRAPHY/OBSCENE MATERIAL	2	9	
		PROSTITUTION OFFENSES	8	9	
		WEAPON LAW VIOLATIONS	62	38	
	Total			2,669	2,700

	2012	2013
CRIMES AGAINST PROPERTY	2,085	2,105
CRIMES AGAINST SOCIETY	584	595



FCPD GROUP A IBR OFFENSE STATISTICS

SULLY DISTRICT - 2013 BREAKDOWN by PATROL AREA



		2013 SULLY							
CRIMES AGAINST:	IBR CATEGORY	100	101	110	111	120	121	130	131
CRIMES AGAINST PROPERTY	ARSON					2			
	BURGLARY/BREAKING & ENTERING	21	17	7	8	13	5	1	1
	COUNTERFEITING/FORGERY	3	2	3	4	8	1	1	1
	DESTRUCTION/DAMAGE/VANDALISM OF PROPERTY	87	132	108	90	234	23	13	11
	EMBEZZLEMENT		2	3	6	1			
	EXTORTION/BLACKMAIL					1			
	FRAUD OFFENSES	50	33	42	37	59	21	4	2
	LARCENY/THEFT OFFENSES	191	156	163	182	234	31	10	8
	MOTOR VEHICLE THEFT	8	11	9	9	12		1	
	ROBBERY	5	8	1	1	5			
	STOLEN PROPERTY OFFENSES		1	2					
CRIMES AGAINST SOCIETY	DRUG/NARCOTIC OFFENSES	94	99	103	85	127	11	8	9
	GAMBLING OFFENSES				2	1			
	PORNOGRAPHY/OBSCENE MATERIAL		4	1	2	2			
	PROSTITUTION OFFENSES	1	2	2	4				
	WEAPON LAW VIOLATIONS	10	5	7	6	9	1		
Grand Total		470	472	451	436	708	93	38	32

IBR Offenses above exclude those with a disposition of Unfounded and those where the Patrol Area indicated on the report fell outside of the indicated district boundaries.

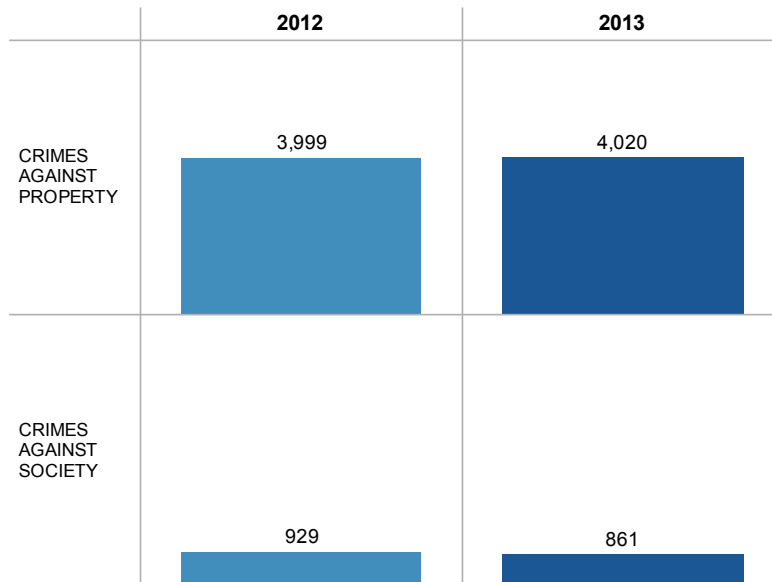


FCCPD GROUP A IBR OFFENSE STATISTICS

MT VERNON DISTRICT



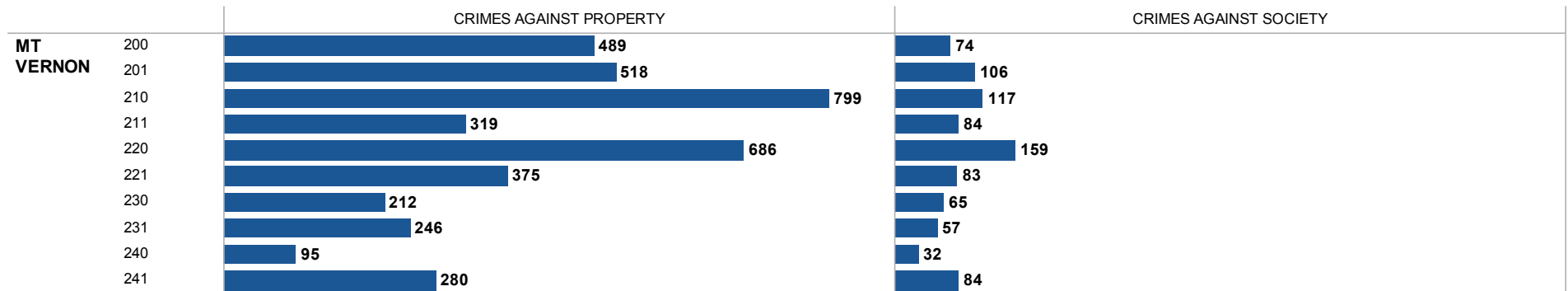
Station	CRIMES AGAINST:	IBR CATEGORY	2012	2013
MT VERNON	CRIMES AGAINST PROPERTY	ARSON	18	5
		BRIBERY		1
		BURGLARY/BREAKING & ENTERING	204	203
		COUNTERFEITING/FORGERY	80	81
		DESTRUCTION/DAMAGE/VANDALISM OF PROPERTY	973	803
		EMBEZZLEMENT	26	32
		EXTORTION/BLACKMAIL	4	4
		FRAUD OFFENSES	300	302
		LARCENY/THEFT OFFENSES	2,073	2,253
		MOTOR VEHICLE THEFT	195	197
		ROBBERY	103	135
		STOLEN PROPERTY OFFENSES	23	4
	CRIMES AGAINST SOCIETY	DRUG/NARCOTIC OFFENSES	802	748
		GAMBLING OFFENSES	2	1
		PORNOGRAPHY/OBSCENE MATERIAL	7	13
		PROSTITUTION OFFENSES	7	7
		WEAPON LAW VIOLATIONS	111	92
	Total		4,928	4,881





FCPD GROUP A IBR OFFENSE STATISTICS

MT VERNON DISTRICT - 2013 BREAKDOWN by PATROL AREA



		2013 MT VERNON									
CRIMES AGAINST:	IBR CATEGORY	200	201	210	211	220	221	230	231	240	241
CRIMES AGAINST PROPERTY	ARSON			2	1	1				1	
	BRIBERY							1			
	BURGLARY/BREAKING & ENTERING	31	21	41	20	25	20	7	17	6	15
	COUNTERFEITING/FORGERY	12	9	16	7	14	4	5	3	1	10
	DESTRUCTION/DAMAGE/VANDALISM OF PROPERTY	102	118	89	74	131	73	62	62	19	73
	EMBEZZLEMENT	1	13	4	1	3	1	2		3	4
	EXTORTION/BLACKMAIL		1	1	1			1			
	FRAUD OFFENSES	33	46	47	30	53	22	31	21	9	9
	LARCENY/THEFT OFFENSES	248	251	558	164	410	224	89	129	39	141
	MOTOR VEHICLE THEFT	44	27	20	9	21	18	11	8	16	23
	ROBBERY	18	31	19	12	27	13	3	6	1	5
	STOLEN PROPERTY OFFENSES		1	2		1					
CRIMES AGAINST SOCIETY	DRUG/NARCOTIC OFFENSES	60	90	104	72	149	74	46	49	29	75
	GAMBLING OFFENSES							1			
	PORNOGRAPHY/OBSCENE MATERIAL		2	2		1	2	4	1		1
	PROSTITUTION OFFENSES	3		2				1			1
	WEAPON LAW VIOLATIONS	11	14	9	12	9	7	13	7	3	7
Grand Total		563	624	916	403	845	458	277	303	127	364

IBR Offenses above exclude those with a disposition of Unfounded and those where the Patrol Area indicated on the report fell outside of the indicated district boundaries.

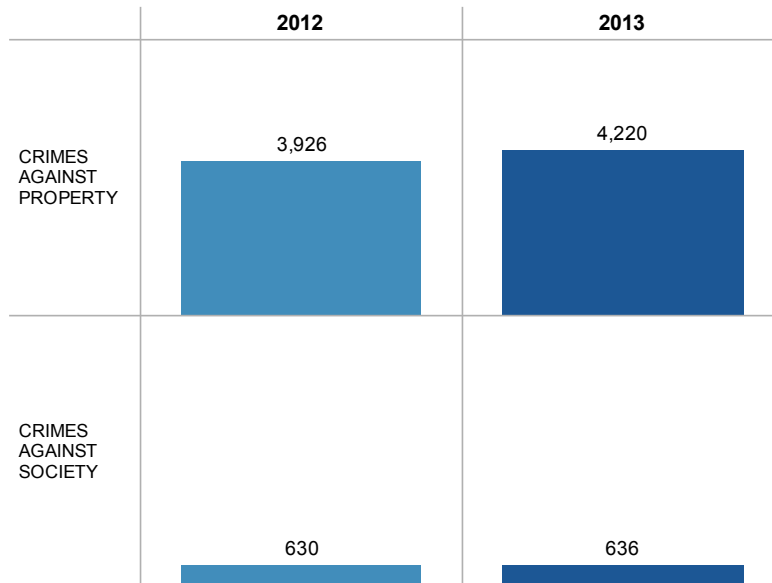


FCPD GROUP A IBR OFFENSE STATISTICS

MCLEAN DISTRICT



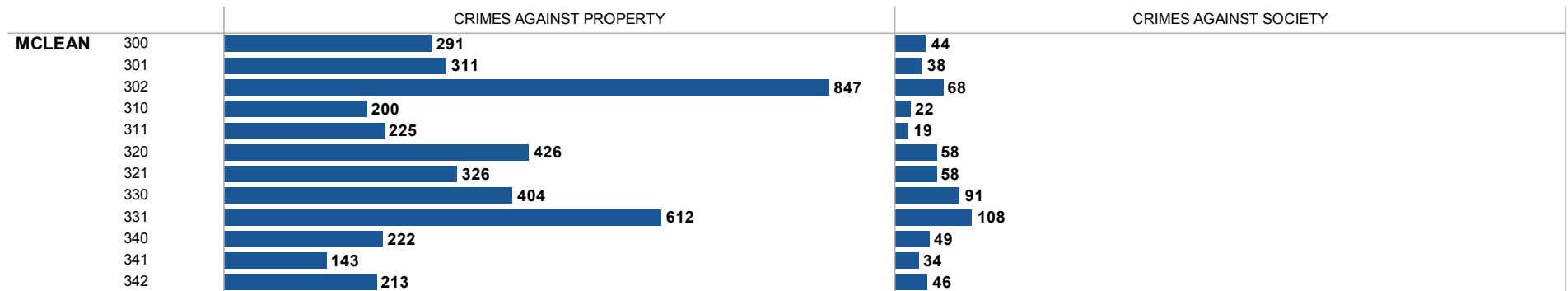
Station	CRIMES AGAINST:	IBR CATEGORY	2012	2013
MCLEAN	CRIMES AGAINST PROPERTY	ARSON	5	5
		BRIBERY		1
		BURGLARY/BREAKING & ENTERING	161	231
		COUNTERFEITING/FORGERY	89	57
		DESTRUCTION/DAMAGE/VANDALISM OF PROPERTY	885	854
		EMBEZZLEMENT	102	85
		EXTORTION/BLACKMAIL	2	2
		FRAUD OFFENSES	410	489
		LARCENY/THEFT OFFENSES	2,105	2,351
		MOTOR VEHICLE THEFT	106	93
		ROBBERY	37	38
		STOLEN PROPERTY OFFENSES	24	14
	CRIMES AGAINST SOCIETY	DRUG/NARCOTIC OFFENSES	590	570
		GAMBLING OFFENSES	2	1
		PORNOGRAPHY/OBSCENE MATERIAL	1	14
		PROSTITUTION OFFENSES	7	18
		WEAPON LAW VIOLATIONS	30	33
Total			4,556	4,856





FCPD GROUP A IBR OFFENSE STATISTICS

MCLEAN DISTRICT - 2013 BREAKDOWN by PATROL AREA



		2013 MCLEAN											
CRIMES AGAINST:	IBR CATEGORY	300	301	302	310	311	320	321	330	331	340	341	342
CRIMES AGAINST PROPERTY	ARSON						1	1	1				2
	BRIBERY						1						
	BURGLARY/BREAKING & ENTERING	12	3	23	27	17	40	12	23	35	26	3	10
	COUNTERFEITING/FORGERY	3	5	20	2	3	4	6	1	6		3	4
	DESTRUCTION/DAMAGE/VANDALISM OF PROPERTY	67	42	46	66	59	117	96	90	106	64	34	67
	EMBEZZLEMENT	10	15	35		3	5		3	10	3		1
	EXTORTION/BLACKMAIL						1			1			
	FRAUD OFFENSES	49	42	81	29	45	60	20	59	51	21	10	22
	LARCENY/THEFT OFFENSES	144	194	627	75	89	191	176	206	382	98	76	93
	MOTOR VEHICLE THEFT	5	5	3	1	5	6	10	15	15	6	11	11
	ROBBERY	1	5	4		2		3	6	5	4	5	3
	STOLEN PROPERTY OFFENSES			8		2		2		1		1	
CRIMES AGAINST SOCIETY	DRUG/NARCOTIC OFFENSES	35	33	64	18	18	49	53	80	100	44	34	41
	GAMBLING OFFENSES										1		
	PORNOGRAPHY/OBSCENE MATERIAL	1					6	1	3	3			
	PROSTITUTION OFFENSES	6	1	2				1	4	2			2
	WEAPON LAW VIOLATIONS	2	4	2	4	1	3	3	4	3	4		3
Grand Total		335	349	915	222	244	484	384	495	720	271	177	259

IBR Offenses above exclude those with a disposition of Unfounded and those where the Patrol Area indicated on the report fell outside of the indicated district boundaries.

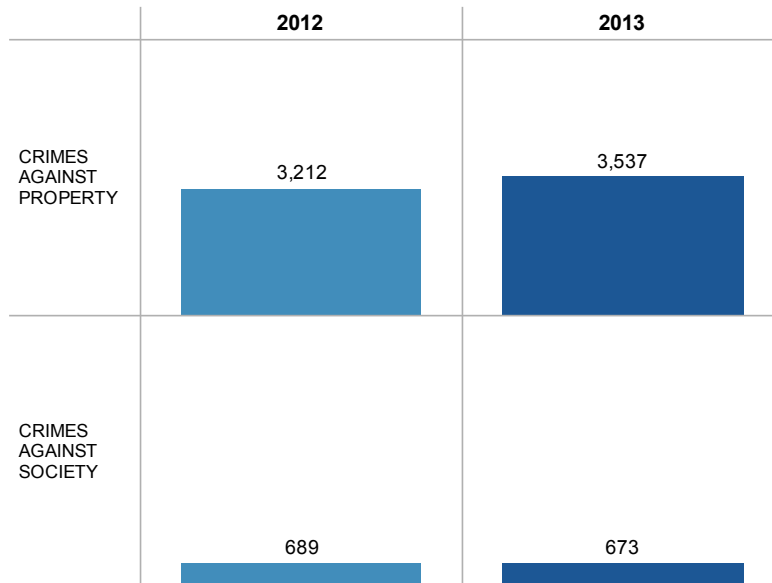


FCPD GROUP A IBR OFFENSE STATISTICS

MASON DISTRICT



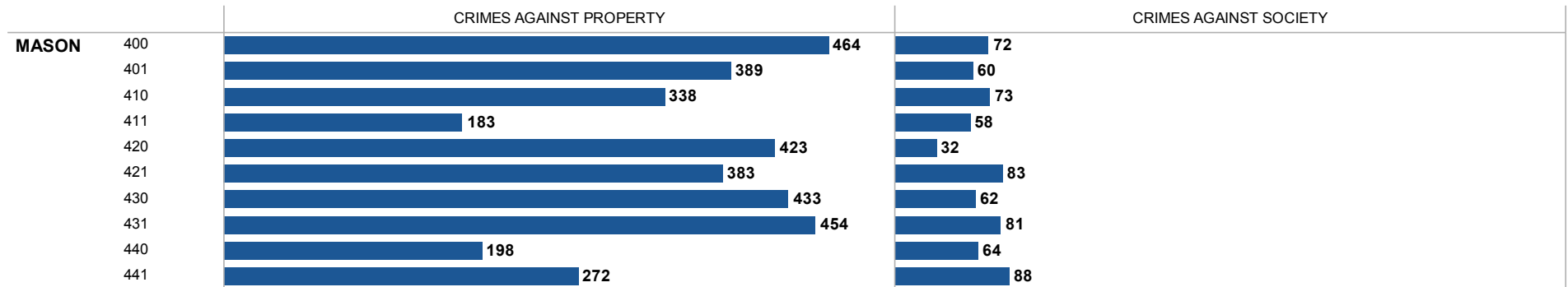
Station	CRIMES AGAINST:	IBR CATEGORY	2012	2013
MASON	CRIMES AGAINST PROPERTY	ARSON	5	2
		BRIBERY	1	
		BURGLARY/BREAKING & ENTERING	123	116
		COUNTERFEITING/FORGERY	48	76
		DESTRUCTION/DAMAGE/VANDALISM OF PROPERTY	747	751
		EMBEZZLEMENT	29	45
		EXTORTION/BLACKMAIL	1	1
		FRAUD OFFENSES	314	356
		LARCENY/THEFT OFFENSES	1,790	2,005
		MOTOR VEHICLE THEFT	94	105
		ROBBERY	54	73
		STOLEN PROPERTY OFFENSES	6	7
	CRIMES AGAINST SOCIETY	DRUG/NARCOTIC OFFENSES	596	556
		GAMBLING OFFENSES	3	1
		PORNOGRAPHY/OBSCENE MATERIAL	2	10
		PROSTITUTION OFFENSES	36	47
		WEAPON LAW VIOLATIONS	52	59
Total		3,901	4,210	





FCPD GROUP A IBR OFFENSE STATISTICS

MASON DISTRICT - 2013 BREAKDOWN by PATROL AREA



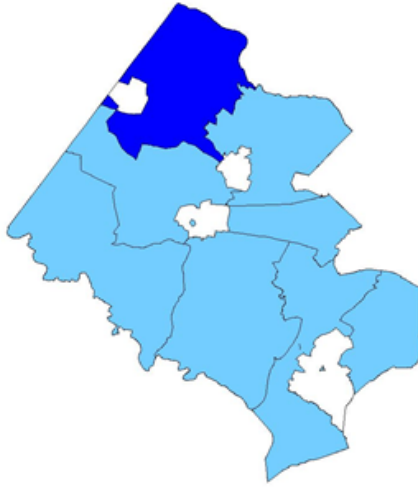
		2013 MASON									
CRIMES AGAINST:	IBR CATEGORY	400	401	410	411	420	421	430	431	440	441
CRIMES AGAINST PROPERTY	ARSON	1						1			
	BURGLARY/BREAKING & ENTERING	15	15	9	6	9	7	20	15	9	11
	COUNTERFEITING/FORGERY	7	8	9	11	8	10	5	6	3	9
	DESTRUCTION/DAMAGE/VANDALISM OF PROPERTY	100	93	67	45	70	76	92	98	47	63
	EMBEZZLEMENT		6	5	2	10	11	7	2	1	1
	EXTORTION/BLACKMAIL					1					
	FRAUD OFFENSES	37	45	26	21	31	30	43	56	27	40
	LARCENY/THEFT OFFENSES	282	205	210	84	275	219	256	243	97	134
	MOTOR VEHICLE THEFT	19	9	6	8	11	15	4	15	8	10
	ROBBERY	2	7	5	6	8	15	4	16	6	4
	STOLEN PROPERTY OFFENSES	1	1	1				1	3		
CRIMES AGAINST SOCIETY	DRUG/NARCOTIC OFFENSES	55	52	64	38	28	74	53	71	45	76
	GAMBLING OFFENSES		1								
	PORNOGRAPHY/OBSCENE MATERIAL	3		1		1		3	1		1
	PROSTITUTION OFFENSES	10	4	2	11	1	1			13	5
	WEAPON LAW VIOLATIONS	4	3	6	9	2	8	6	9	6	6
Grand Total		536	449	411	241	455	466	495	535	262	360

IBR Offenses above exclude those with a disposition of Unfounded and those where the Patrol Area indicated on the report fell outside of the indicated district boundaries.

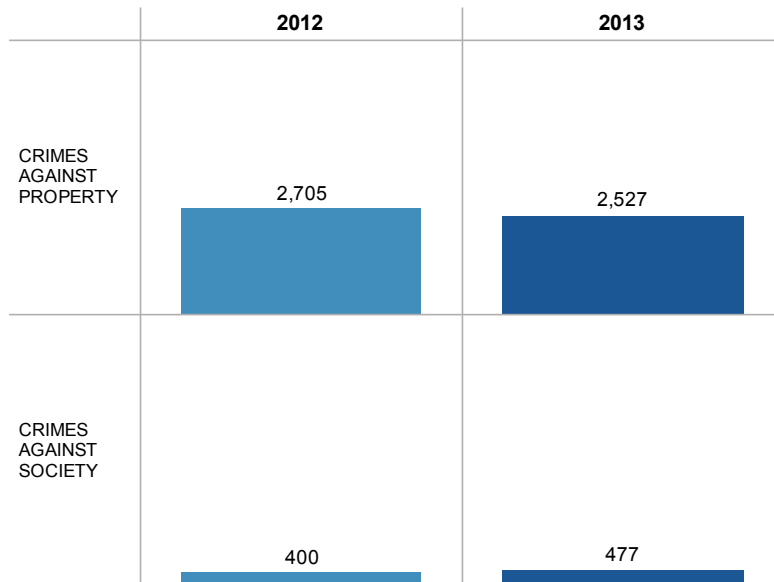


FCPD GROUP A IBR OFFENSE STATISTICS

RESTON DISTRICT



Station	CRIMES AGAINST:	IBR CATEGORY	2012	2013
RESTON	CRIMES AGAINST PROPERTY	ARSON	5	5
		BURGLARY/BREAKING & ENTERING	79	107
		COUNTERFEITING/FORGERY	30	25
		DESTRUCTION/DAMAGE/VANDALISM OF PROPERTY	899	703
		EMBEZZLEMENT	27	21
		EXTORTION/BLACKMAIL	1	2
		FRAUD OFFENSES	300	336
		LARCENY/THEFT OFFENSES	1,274	1,239
		MOTOR VEHICLE THEFT	59	48
		ROBBERY	27	37
	STOLEN PROPERTY OFFENSES	4	4	
	CRIMES AGAINST SOCIETY	DRUG/NARCOTIC OFFENSES	338	412
		PORNOGRAPHY/OBSCENE MATERIAL	4	4
		PROSTITUTION OFFENSES		3
		WEAPON LAW VIOLATIONS	58	58
Total		3,105	3,004	





FCPD GROUP A IBR OFFENSE STATISTICS

RESTON DISTRICT - 2013 BREAKDOWN by PATROL AREA

		CRIMES AGAINST PROPERTY	CRIMES AGAINST SOCIETY
RESTON	500	173	27
	501	138	22
	510	654	100
	511	482	78
	520	265	71
	521	333	89
	530	432	87
	531	49	3

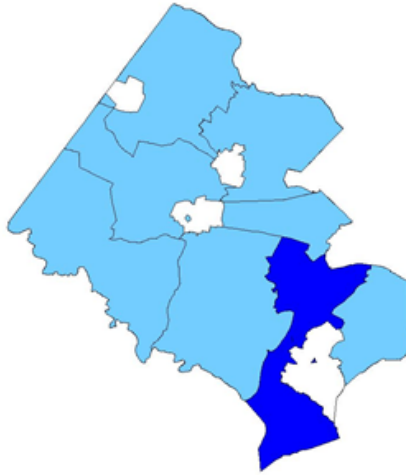
		2013 RESTON							
CRIMES AGAINST:	IBR CATEGORY	500	501	510	511	520	521	530	531
CRIMES AGAINST PROPERTY	ARSON	1		1		1		2	
	BURGLARY/BREAKING & ENTERING	5	11	24	26	7	9	22	2
	COUNTERFEITING/FORGERY	2	1	9	2	6	1	4	
	DESTRUCTION/DAMAGE/VANDALISM OF PROPERTY	91	50	134	141	83	83	106	15
	EMBEZZLEMENT		1	15	3			2	
	EXTORTION/BLACKMAIL	1			1				
	FRAUD OFFENSES	26	27	110	55	24	30	53	11
	LARCENY/THEFT OFFENSES	47	47	351	231	133	189	221	20
	MOTOR VEHICLE THEFT			4	13	6	14	10	1
	ROBBERY		1	6	7	5	6	12	
	STOLEN PROPERTY OFFENSES				3		1		
CRIMES AGAINST SOCIETY	DRUG/NARCOTIC OFFENSES	20	22	92	65	57	79	74	3
	PORNOGRAPHY/OBSCENE MATERIAL					1	2	1	
	PROSTITUTION OFFENSES						3		
	WEAPON LAW VIOLATIONS	7		8	13	13	5	12	
Grand Total		200	160	754	560	336	422	519	52

IBR Offenses above exclude those with a disposition of Unfounded and those where the Patrol Area indicated on the report fell outside of the indicated district boundaries.

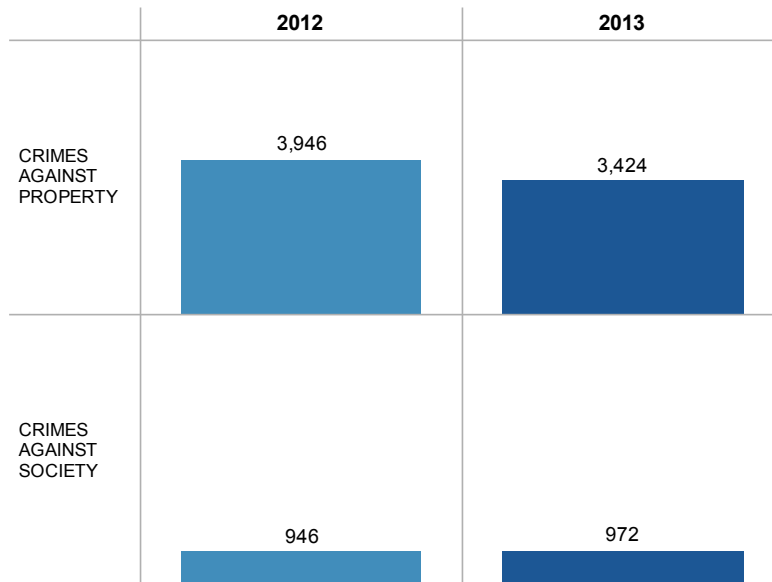


FCCPD GROUP A IBR OFFENSE STATISTICS

FRANCONIA DISTRICT



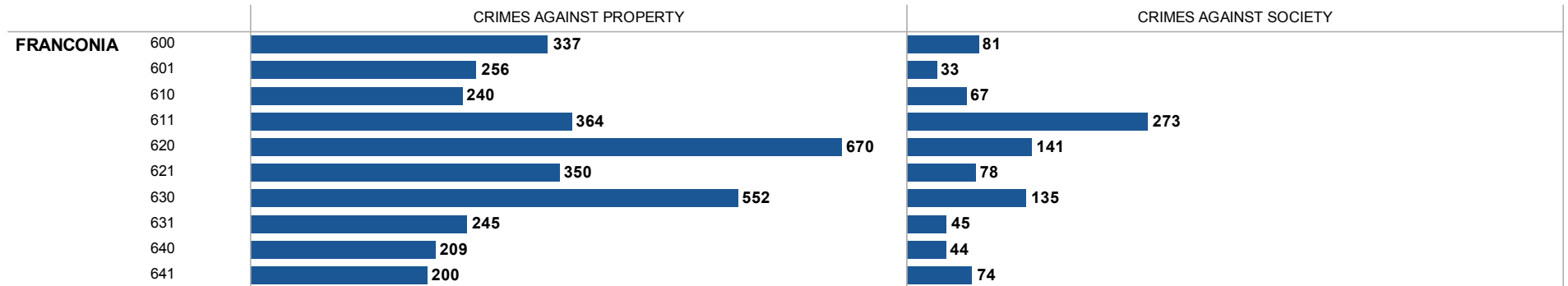
Station	CRIMES AGAINST:	IBR CATEGORY	2012	2013
FRANCONIA	CRIMES AGAINST PROPERTY	ARSON	11	7
		BURGLARY/BREAKING & ENTERING	162	126
		COUNTERFEITING/FORGERY	53	66
		DESTRUCTION/DAMAGE/VANDALISM OF PROPERTY	1,246	823
		EMBEZZLEMENT	39	38
		EXTORTION/BLACKMAIL	1	
		FRAUD OFFENSES	374	352
		LARCENY/THEFT OFFENSES	1,853	1,835
		MOTOR VEHICLE THEFT	142	121
		ROBBERY	54	50
		STOLEN PROPERTY OFFENSES	11	6
	CRIMES AGAINST SOCIETY	DRUG/NARCOTIC OFFENSES	854	879
		GAMBLING OFFENSES	1	
		PORNOGRAPHY/OBSCENE MATERIAL	5	8
		PROSTITUTION OFFENSES	9	15
		WEAPON LAW VIOLATIONS	77	70
Total			4,892	4,396





FCPD GROUP A IBR OFFENSE STATISTICS

FRANCONIA DISTRICT - 2013 BREAKDOWN by PATROL AREA



		2013 FRANCONIA									
CRIMES AGAINST:	IBR CATEGORY	600	601	610	611	620	621	630	631	640	641
CRIMES AGAINST PROPERTY	ARSON	2	2	1							2
	BURGLARY/BREAKING & ENTERING	22	8	8	16	15	17	7	7	17	9
	COUNTERFEITING/FORGERY	7	3	15	11	8	6	6		3	7
	DESTRUCTION/DAMAGE/VANDALISM OF PROPERTY	90	79	70	88	110	104	101	74	54	53
	EMBEZZLEMENT		2	3	3	10	1	13	3	3	
	FRAUD OFFENSES	42	28	15	38	52	36	73	26	22	20
	LARCENY/THEFT OFFENSES	163	111	113	191	443	168	333	123	95	94
	MOTOR VEHICLE THEFT	7	19	11	10	19	14	13	9	9	10
	ROBBERY	4	4	4	6	10	4	6	2	6	4
	STOLEN PROPERTY OFFENSES				1	3			1		1
CRIMES AGAINST SOCIETY	DRUG/NARCOTIC OFFENSES	71	28	62	261	122	72	127	37	33	65
	PORNOGRAPHY/OBSCENE MATERIAL	3				1	1	1	1	1	
	PROSTITUTION OFFENSES			1	3	11					
	WEAPON LAW VIOLATIONS	7	5	4	9	7	5	7	7	10	9
Grand Total		418	289	307	637	811	428	687	290	253	274

IBR Offenses above exclude those with a disposition of Unfounded and those where the Patrol Area indicated on the report fell outside of the indicated district boundaries.

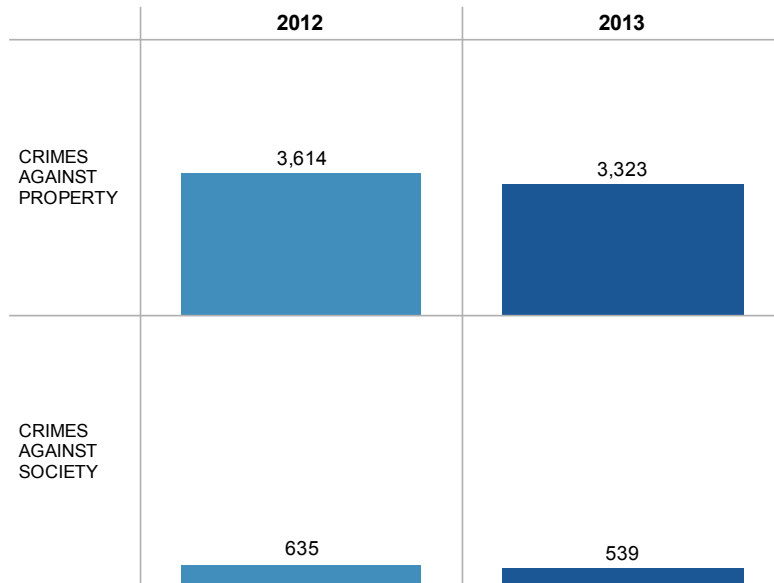


FCPD GROUP A IBR OFFENSE STATISTICS

WEST SPRINGFIELD DISTRICT



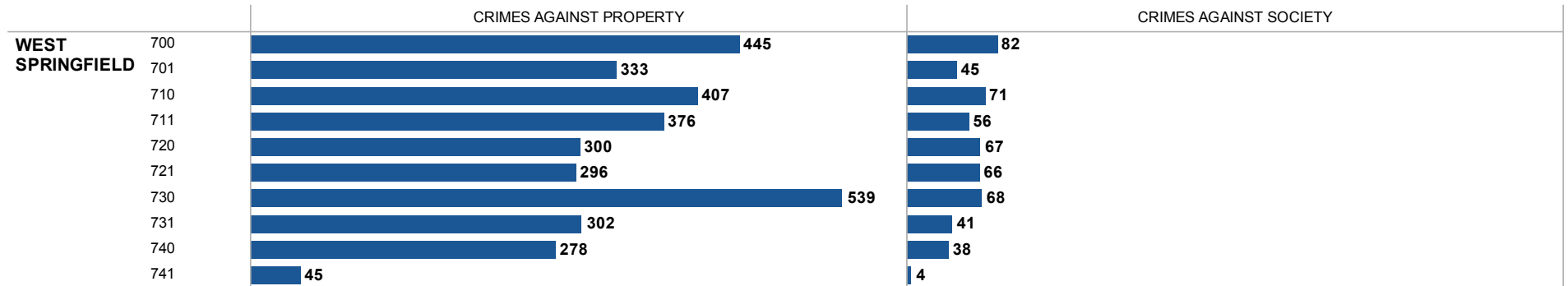
Station	CRIMES AGAINST:	IBR CATEGORY	2012	2013
WEST SPRINGFIELD	CRIMES AGAINST PROPERTY	ARSON	15	3
		BURGLARY/BREAKING & ENTERING	159	125
		COUNTERFEITING/FORGERY	35	35
		DESTRUCTION/DAMAGE/VANDALISM OF PROPERTY	1,224	997
		EMBEZZLEMENT	17	19
		EXTORTION/BLACKMAIL	1	3
		FRAUD OFFENSES	413	485
		LARCENY/THEFT OFFENSES	1,622	1,533
		MOTOR VEHICLE THEFT	103	81
		ROBBERY	22	31
		STOLEN PROPERTY OFFENSES	3	11
	CRIMES AGAINST SOCIETY	DRUG/NARCOTIC OFFENSES	554	471
		PORNOGRAPHY/OBSCENE MATERIAL	11	22
		PROSTITUTION OFFENSES	4	3
		WEAPON LAW VIOLATIONS	66	43
	Total			4,249





FCPD GROUP A IBR OFFENSE STATISTICS

WEST SPRINGFIELD DISTRICT - 2013 BREAKDOWN by PATROL AREA



		2013									
		WEST SPRINGFIELD									
CRIMES AGAINST:	IBR CATEGORY	700	701	710	711	720	721	730	731	740	741
CRIMES AGAINST PROPERTY	ARSON				1			1		1	
	BURGLARY/BREAKING & ENTERING	35	10	12	13	8	15	11	6	10	5
	COUNTERFEITING/FORGERY	3	4	4	4	5	1	7	1	6	
	DESTRUCTION/DAMAGE/VANDALISM OF PROPERTY	131	118	101	99	111	87	165	92	80	13
	EMBEZZLEMENT	2		3	1	2	1	7		2	1
	EXTORTION/BLACKMAIL					1	1	1			
	FRAUD OFFENSES	44	42	57	65	36	46	82	62	36	15
	LARCENY/THEFT OFFENSES	192	153	220	185	131	137	246	129	130	9
	MOTOR VEHICLE THEFT	22	4	6	6	5	6	15	7	8	2
	ROBBERY	14		2	2	1	2	4	5	1	
	STOLEN PROPERTY OFFENSES	2	2	2						4	
CRIMES AGAINST SOCIETY	DRUG/NARCOTIC OFFENSES	70	43	61	51	61	60	57	30	35	2
	PORNOGRAPHY/OBSCENE MATERIAL	1	1	6		3	2	2	6	1	
	PROSTITUTION OFFENSES	1					1		1		
	WEAPON LAW VIOLATIONS	10	1	4	5	3	3	9	4	2	2
Grand Total		527	378	478	432	367	362	607	343	316	49

IBR Offenses above exclude those with a disposition of Unfounded and those where the Patrol Area indicated on the report fell outside of the indicated district boundaries.

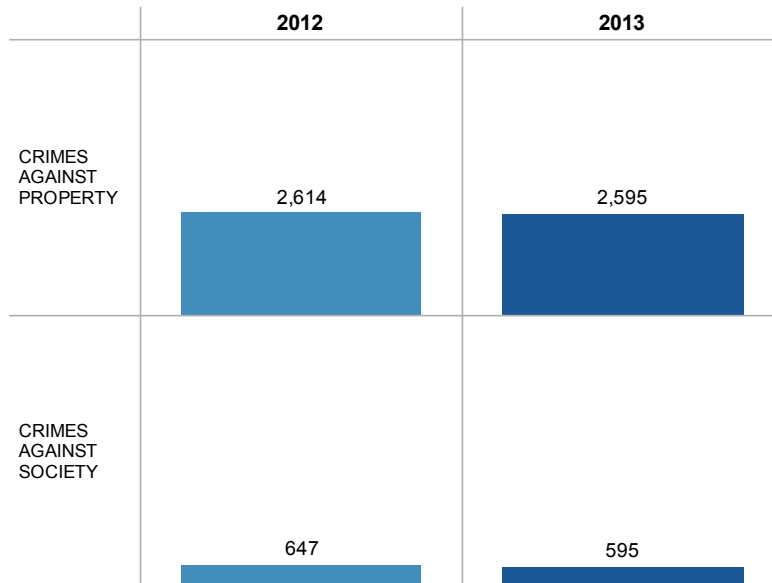


FPCPD GROUP A IBR OFFENSE STATISTICS

FAIR OAKS DISTRICT



Station	CRIMES AGAINST:	IBR CATEGORY	2012	2013
FAIR OAKS	CRIMES AGAINST PROPERTY	ARSON	9	3
		BRIBERY		1
		BURGLARY/BREAKING & ENTERING	84	87
		COUNTERFEITING/FORGERY	38	46
		DESTRUCTION/DAMAGE/VANDALISM OF PROPERTY	675	572
		EMBEZZLEMENT	37	43
		EXTORTION/BLACKMAIL	1	3
		FRAUD OFFENSES	322	369
		LARCENY/THEFT OFFENSES	1,371	1,388
		MOTOR VEHICLE THEFT	50	55
		ROBBERY	24	22
		STOLEN PROPERTY OFFENSES	3	6
	CRIMES AGAINST SOCIETY	DRUG/NARCOTIC OFFENSES	526	483
		GAMBLING OFFENSES	3	4
		PORNOGRAPHY/OBSCENE MATERIAL	60	55
		PROSTITUTION OFFENSES	4	23
		WEAPON LAW VIOLATIONS	54	30
Total			3,261	3,190





FPCPD GROUP A IBR OFFENSE STATISTICS

FAIR OAKS DISTRICT - 2013 BREAKDOWN by PATROL AREA

		CRIMES AGAINST PROPERTY	CRIMES AGAINST SOCIETY
FAIR OAKS	800	248	53
	801	184	37
	810	380	63
	811	560	82
	820	606	223
	821	135	20
	830	222	51
	831	255	65

		2013 FAIR OAKS							
CRIMES AGAINST:	IBR CATEGORY	800	801	810	811	820	821	830	831
CRIMES AGAINST PROPERTY	ARSON				2				1
	BRIBERY					1			
	BURGLARY/BREAKING & ENTERING	12	10	10	13	17	7	11	7
	COUNTERFEITING/FORGERY	2	3	2	3	31	1	1	3
	DESTRUCTION/DAMAGE/VANDALISM OF PROPERTY	77	36	95	162	46	37	61	57
	EMBEZZLEMENT	2		10	10	18		3	
	EXTORTION/BLACKMAIL			1	1	1			
	FRAUD OFFENSES	36	33	53	80	54	27	44	42
	LARCENY/THEFT OFFENSES	110	96	200	271	419	58	96	135
	MOTOR VEHICLE THEFT	5	3	6	14	12	4	4	6
	ROBBERY	4	3	1	4	5		1	4
	STOLEN PROPERTY OFFENSES			2		2	1	1	
CRIMES AGAINST SOCIETY	DRUG/NARCOTIC OFFENSES	47	35	57	67	144	18	51	63
	GAMBLING OFFENSES					4			
	PORNOGRAPHY/OBSCENE MATERIAL	1				52	2		
	PROSTITUTION OFFENSES	3	1		1	18			
	WEAPON LAW VIOLATIONS	2	1	6	14	5			2
Grand Total		301	221	443	642	829	155	273	320

IBR Offenses above exclude those with a disposition of Unfounded and those where the Patrol Area indicated on the report fell outside of the indicated district boundaries.



FCPD GROUP A IBR OFFENSE STATISTICS

OTHER - NO DISTRICT INDICATED ON REPORT

**NO
STATION
INDICATED**

Station	CRIMES AGAINST:	IBR CATEGORY	2012	2013
NONE INDICATED	CRIMES AGAINST PROPERTY	ARSON	1	
		BURGLARY/BREAKING & ENTERING	6	2
		COUNTERFEITING/FORGERY	6	8
		DESTRUCTION/DAMAGE/VANDALISM OF PROPERTY	50	37
		EMBEZZLEMENT	1	2
		EXTORTION/BLACKMAIL	1	
		FRAUD OFFENSES	21	31
		LARCENY/THEFT OFFENSES	129	97
		MOTOR VEHICLE THEFT	12	7
		ROBBERY	4	5
		STOLEN PROPERTY OFFENSES	2	1
	CRIMES AGAINST SOCIETY	DRUG/NARCOTIC OFFENSES	378	380
		GAMBLING OFFENSES	1	6
		PORNOGRAPHY/OBSCENE MATERIAL	1	5
		PROSTITUTION OFFENSES	11	4
		WEAPON LAW VIOLATIONS	11	12
Total			635	597

	2012	2013
CRIMES AGAINST PROPERTY	233	190
CRIMES AGAINST SOCIETY	402	407



FCPD GROUP A IBR OFFENSE STATISTICS

2012 Case Status & Closure Rates

The following Group A offense "closed" status and "closure rates" are based on case disposition at the time of publishing. Closed status includes the following disposition types: Closures by Arrest, Exceptional closures and Service closures for all founded offenses. Exceptional closures include those where investigative efforts for a crime committed result in circumstances where it is beyond police means to make an arrest. Service closures include those where investigative efforts determine that there was no crime committed. Closure rates are calculated based on the percentage of "closed" dispositions in comparison to the overall number of reported offenses in each category. The number of offenses includes both those where the offender attempted an offense and those where the offender completed the offense. The calendar year included represents the year in which the crime was reported.

2012 GROUP A CASE STATUS				2012 GROUP A CLOSURE RATES	
IBR CATEGORY	2012 ACTIVE	2012 CLOSED	Total	IBR CATEGORY	2012 CLOSED
ARSON	60	11	71	ARSON	15.49%
ASSAULT OFFENSES	2,362	4,689	7,051	ASSAULT OFFENSES	66.50%
BRIBERY		1	1	BRIBERY	100.00%
BURGLARY/BREAKING & ENTERING	610	451	1,061	BURGLARY/BREAKING & ENTERING	42.51%
COUNTERFEITING/FORGERY	158	248	406	COUNTERFEITING/FORGERY	61.08%
DESTRUCTION/DAMAGE/VANDALISM OF PROPERTY	6,328	1,091	7,419	DESTRUCTION/DAMAGE/VANDALISM OF PROPERTY	14.71%
DRUG/NARCOTIC OFFENSES	1,136	4,012	5,148	DRUG/NARCOTIC OFFENSES	77.93%
EMBEZZLEMENT	38	258	296	EMBEZZLEMENT	87.16%
EXTORTION/BLACKMAIL	4	9	13	EXTORTION/BLACKMAIL	69.23%
FRAUD OFFENSES	2,135	529	2,664	FRAUD OFFENSES	19.86%
GAMBLING OFFENSES	3	11	14	GAMBLING OFFENSES	78.57%
HOMICIDE OFFENSES	3	11	14	HOMICIDE OFFENSES	78.57%
KIDNAPPING/ABDUCTION	26	109	135	KIDNAPPING/ABDUCTION	80.74%
LARCENY/THEFT OFFENSES	9,531	3,631	13,162	LARCENY/THEFT OFFENSES	27.59%
MOTOR VEHICLE THEFT	553	257	810	MOTOR VEHICLE THEFT	31.73%
PORNOGRAPHY/OBSCENE MATERIAL	44	49	93	PORNOGRAPHY/OBSCENE MATERIAL	52.69%
PROSTITUTION OFFENSES	6	80	86	PROSTITUTION OFFENSES	93.02%
ROBBERY	212	138	350	ROBBERY	39.43%
SEX OFFENSES, FORCIBLE	124	162	286	SEX OFFENSES, FORCIBLE	56.64%
SEX OFFENSES, NONFORCIBLE	4	2	6	SEX OFFENSES, NONFORCIBLE	33.33%
STOLEN PROPERTY OFFENSES	11	70	81	STOLEN PROPERTY OFFENSES	86.42%
WEAPON LAW VIOLATIONS	226	295	521	WEAPON LAW VIOLATIONS	56.62%
Total	23,574	16,114	39,688	Total	40.60%



FCPD GROUP A IBR OFFENSE STATISTICS

2013 Case Status & Closure Rates

The following Group A offense "closed" status and "closure rates" are based on case disposition at the time of publishing. Closed status includes the following disposition types: Closures by Arrest, Exceptional closures and Service closures for all founded offenses. Exceptional closures include those where investigative efforts for a crime committed result in circumstances where it is beyond police means to make an arrest. Service closures include those where investigative efforts determine that there was no crime committed. Closure rates are calculated based on the percentage of "closed" dispositions in comparison to the overall number of reported offenses in each category. The number of offenses includes both those where the offender attempted an offense and those where the offender completed the offense. The calendar year included represents the year in which the crime was reported.

2013 GROUP A CASE STATUS				2013 GROUP A CLOSURE RATES	
IBR CATEGORY	2013		Total	IBR CATEGORY	2013 CLOSED
	ACTIVE	CLOSED			
ARSON	22	10	32	ARSON	31.25%
ASSAULT OFFENSES	2,410	4,352	6,762	ASSAULT OFFENSES	64.36%
BRIBERY	1	2	3	BRIBERY	66.67%
BURGLARY/BREAKING & ENTERING	676	394	1,070	BURGLARY/BREAKING & ENTERING	36.82%
COUNTERFEITING/FORGERY	184	233	417	COUNTERFEITING/FORGERY	55.88%
DESTRUCTION/DAMAGE/VANDALISM OF PROPERTY	5,318	920	6,238	DESTRUCTION/DAMAGE/VANDALISM OF PROPERTY	14.75%
DRUG/NARCOTIC OFFENSES	1,228	3,807	5,035	DRUG/NARCOTIC OFFENSES	75.61%
EMBEZZLEMENT	60	237	297	EMBEZZLEMENT	79.80%
EXTORTION/BLACKMAIL	6	10	16	EXTORTION/BLACKMAIL	62.50%
FRAUD OFFENSES	2,552	416	2,968	FRAUD OFFENSES	14.02%
GAMBLING OFFENSES	12	4	16	GAMBLING OFFENSES	25.00%
HOMICIDE OFFENSES	2	6	8	HOMICIDE OFFENSES	75.00%
KIDNAPPING/ABDUCTION	27	90	117	KIDNAPPING/ABDUCTION	76.92%
LARCENY/THEFT OFFENSES	9,774	3,902	13,676	LARCENY/THEFT OFFENSES	28.53%
MOTOR VEHICLE THEFT	529	228	757	MOTOR VEHICLE THEFT	30.12%
PORNOGRAPHY/OBSCENE MATERIAL	57	83	140	PORNOGRAPHY/OBSCENE MATERIAL	59.29%
PROSTITUTION OFFENSES	8	121	129	PROSTITUTION OFFENSES	93.80%
ROBBERY	257	154	411	ROBBERY	37.47%
SEX OFFENSES, FORCIBLE	133	161	294	SEX OFFENSES, FORCIBLE	54.76%
SEX OFFENSES, NONFORCIBLE	2	6	8	SEX OFFENSES, NONFORCIBLE	75.00%
STOLEN PROPERTY OFFENSES	8	48	56	STOLEN PROPERTY OFFENSES	85.71%
WEAPON LAW VIOLATIONS	176	259	435	WEAPON LAW VIOLATIONS	59.54%
Total	23,442	15,443	38,885	Total	39.71%