

**FAIRFAX COUNTY  
POLICE DEPARTMENT  
STATISTICAL REPORT**  
CALENDAR YEARS 2021 & 2022



Published: May 2023



May 2023

# FAIRFAX COUNTY POLICE DEPARTMENT STATISTICAL REPORT

YEARS: 2021 & 2022

## FCPD GROUP A IBR OFFENSE STATISTICS

GROUP A IBR OFFENSES - METHODOLOGY

GROUP A IBR OFFENSES - CRIMES AGAINST PERSONS

GROUP A IBR OFFENSES - CRIMES AGAINST PROPERTY & CRIMES AGAINST SOCIETY

GROUP A IBR OFFENSES - CASE STATUS & CLOSURE RATES

## FCPD CALLS FOR SERVICE STATISTICS

CALLS FOR SERVICE - METHODOLOGY

CALLS FOR SERVICE - COUNTYWIDE BREAKDOWN

AVERAGE RESPONSE TIMES BY PRIORITY & STATION

PRIORITY 1 AVERAGE RESPONSE TIMES BY HOUR BLOCKS

## FCPD ARREST AND CITATION STATISTICS

ARRESTS - METHODOLOGY

ARRESTS - BY TYPE & AGE GROUP (JUVENILE VS ADULT)

ARRESTS - BY STATIONS

CITATIONS - BY AGE GROUP (JUVENILE VS ADULT)



May 2023

# **FAIRFAX COUNTY POLICE DEPARTMENT STATISTICAL REPORT**

## **GROUP A IBR OFFENSES**



# FAIRFAX COUNTY POLICE DEPARTMENT STATISTICAL PACKAGE - GROUP A IBR OFFENSES YEARS: 2021 & 2022

May 2023

Information relating to two different levels of offenses is collected by the IBR system. The most serious offenses are designated as Group "A" offenses; the less serious offenses are designated as Group "B" offenses. Group "A" offenses consist of 22 categories of crimes involving 46 different offenses; a maximum of 10 offenses per incident may be reported. Group "B" offenses, consisting of 12 crime categories, only require reporting arrest data and the identification of the case and reporting agency. IBR offenses are divided into three categories: "Crimes Against Persons," "Crimes Against Property," or "Crimes Against Society." Crimes Against Persons are those whose victims are always individuals. The object of Crimes Against Property is to obtain money, property, or some other benefit. Crimes Against Society represent society's prohibition against engaging in certain types of activity. The use of named Districts indicates activity within the particular police district's geographical boundaries regardless of officer assignment. This data is not reflective of Board of Supervisor District boundaries.

**This report represents the Fairfax County Police Department's Group A IBR Offenses.  
Crimes Against Persons are calculated by the number of *victims* of reported offenses based on the date reported.  
Crimes Against Property and Crimes Against Society are calculated by the number of reported *offenses* based on the date reported.  
IBR Offenses captured in this report exclude those with a disposition of Unfounded.**

**NOTE: Statistics for 2021 used in this report may differ from those published in previous reports. Additional cases were reclassified as they were under active investigations after the 2021 statistical report was published. This may include status changes to initial offenses and reclassification of offense titles from the initial date reported. This report is also subject to change due to reclassification.**

## GROUP A IBR OFFENSE CATEGORIES

### **CRIMES AGAINST PERSONS:**

**Assault Offenses:** *Aggravated Assault, Simple Assault, Intimidation*

**Homicide Offenses:** *Murder and Nonnegligent Manslaughter, Negligent Manslaughter*

**Human Trafficking, Commercial Sex Acts**

**Kidnapping/Abduction**

**Sex Offenses, Forcible:** *Forcible Rape, Forcible Sodomy, Sexual Assault With An Object, Forcible Fondling*

**Sex Offenses, Nonforcible:** *Incest, Statutory Rape*

### **CRIMES AGAINST SOCIETY:**

**Animal Cruelty**

**Drug/Narcotic Offenses:** *Drug/Narcotic Violations, Drug Equipment Violations*

**Gambling Offenses:** *Betting/Watering, Operating/Promoting/Assisting Gambling, Gambling Equipment Violations, Sports Tampering*

**Pornography/Obscene Material**

**Prostitution Offenses:** *Prostitution, Assisting or Promoting Prostitution*

**Weapon Law Violations**

### **CRIMES AGAINST PROPERTY:**

**Arson**

**Bribery**

**Burglary/Breaking and Entering**

**Counterfeiting/Forgery**

**Destruction/Damage/Vandalism of Property**

**Embezzlement**

**Extortion/Blackmail**

**Fraud Offenses:** *False Pretenses/Swindle/Confidence Game, Credit Card/ Automatic Teller Machine Fraud, Impersonation, Welfare Fraud, Wire Fraud*

**Larceny/Theft Offenses:** *Pocket-picking, Purse-snatching, Shoplifting, Theft from Building, Theft from Coin-Operated Machine or Device, Theft from Motor Vehicle, Theft of Motor Vehicle Parts or Accessories, All Other Larceny*

**Motor Vehicle Theft**

**Robbery**

**Stolen Property Offenses**



May 2023

# **FAIRFAX COUNTY POLICE DEPARTMENT STATISTICAL REPORT**

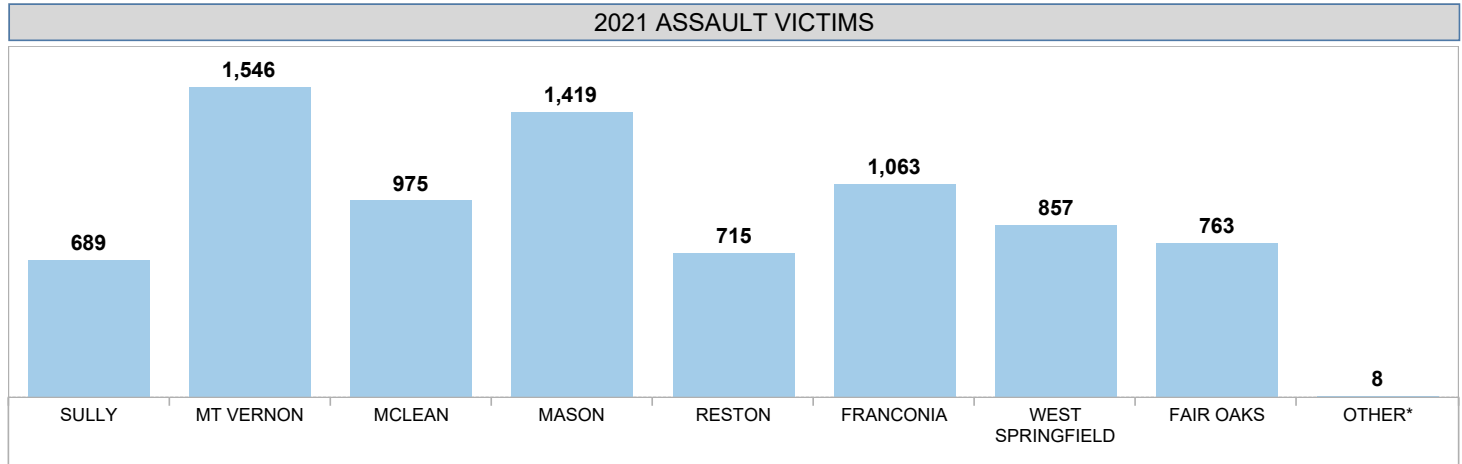
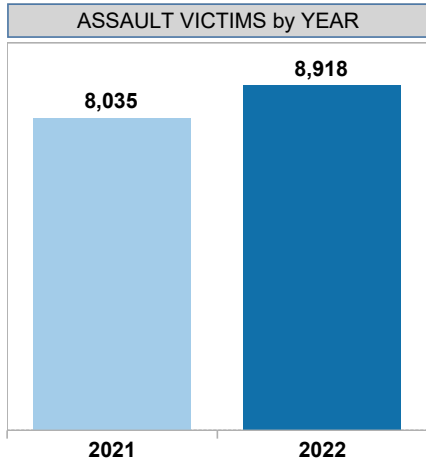
## **GROUP A IBR OFFENSES - CRIMES AGAINST PERSONS**

*(by victim count)*



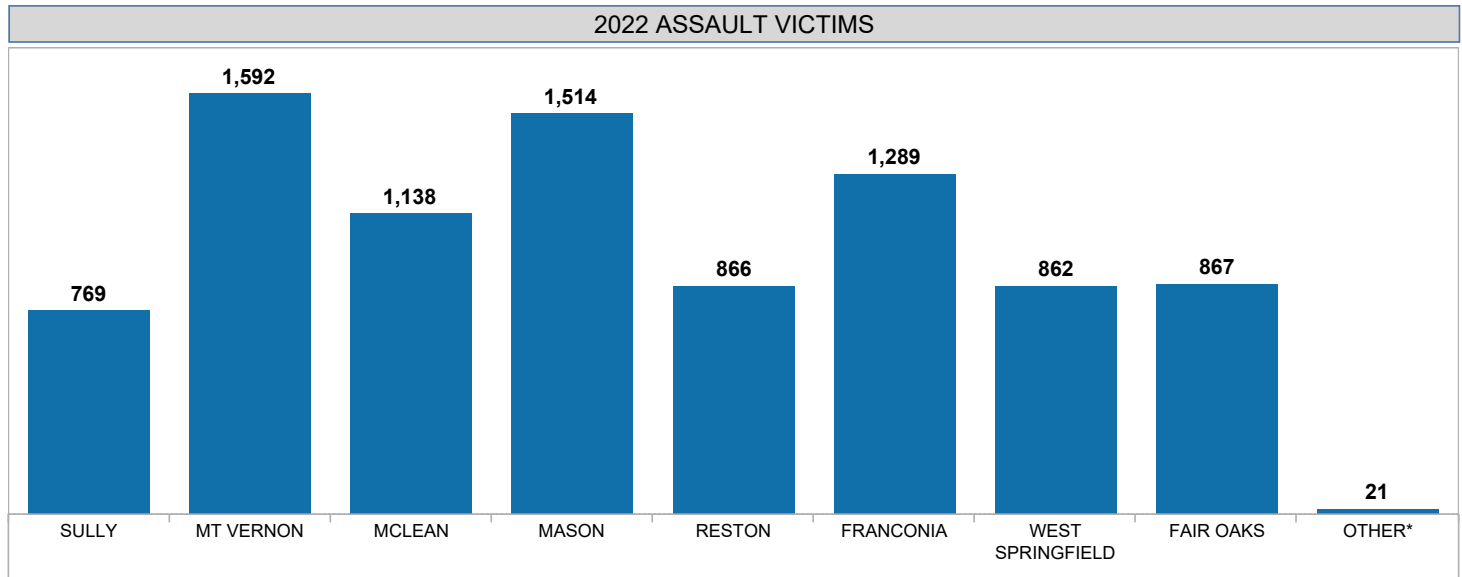
# FCPD CRIMES AGAINST PERSONS STATISTICS

## ASSAULT OFFENSES



**ASSAULT VICTIMS by YEAR & STATION**

	2021	2022
SULLY	689	769
MT VERNON	1,546	1,592
MCLEAN	975	1,138
MASON	1,419	1,514
RESTON	715	866
FRANCONIA	1,063	1,289
WEST SPRINGFIELD	857	862
FAIR OAKS	763	867
OTHER*	8	21
<b>Grand Total</b>	8,035	8,918

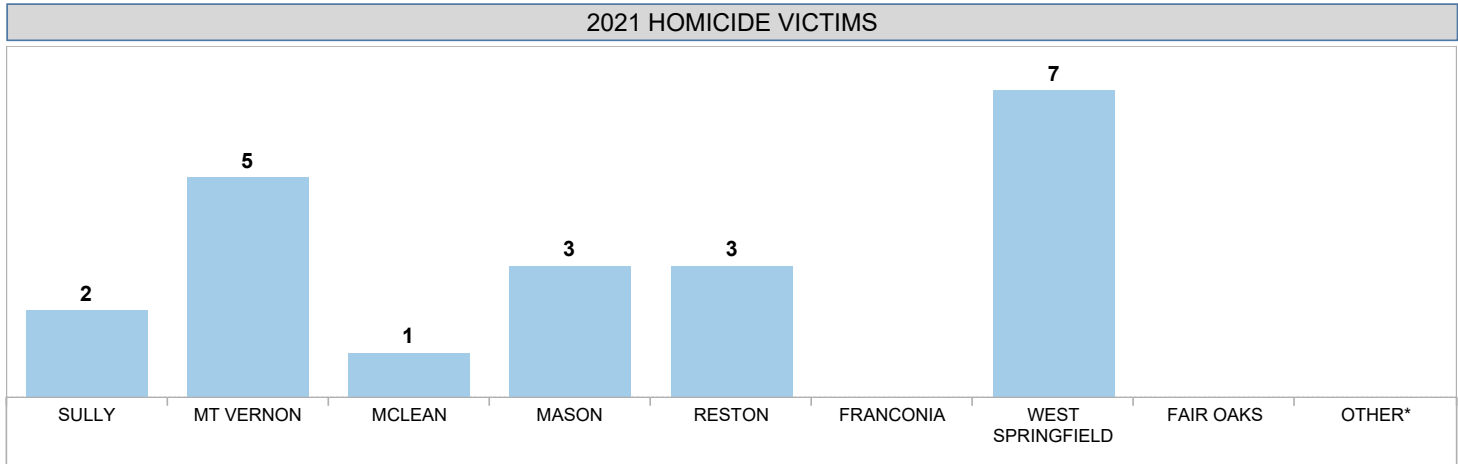
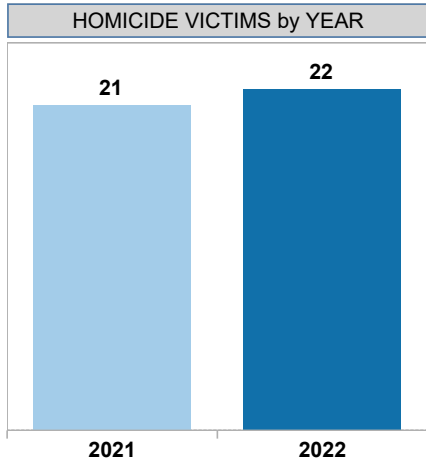


\*OTHER indicates data without a station indicated in the Records Management System.



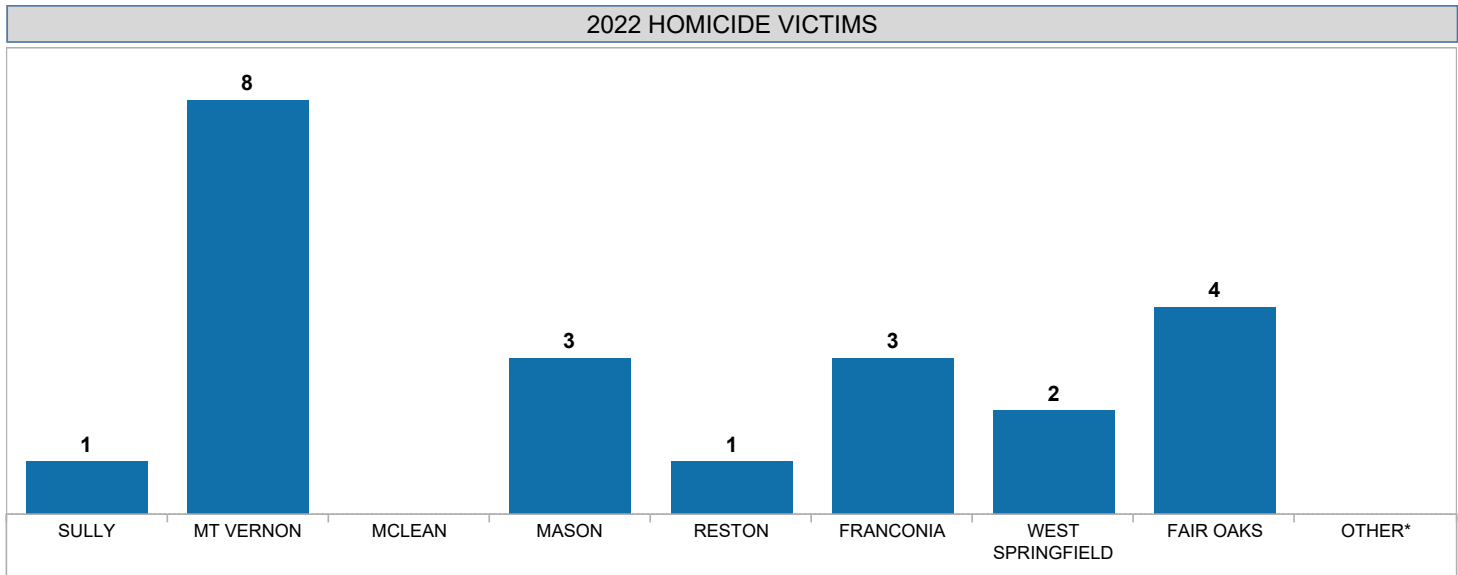
# FCPD CRIMES AGAINST PERSONS STATISTICS

## HOMICIDE OFFENSES



**HOMICIDE VICTIMS by YEAR & STATION**

	2021	2022
1	2	1
2	5	8
3	1	0
4	3	3
5	3	1
6	0	3
7	7	2
8	0	4
<b>TOTAL</b>	<b>21</b>	<b>22</b>

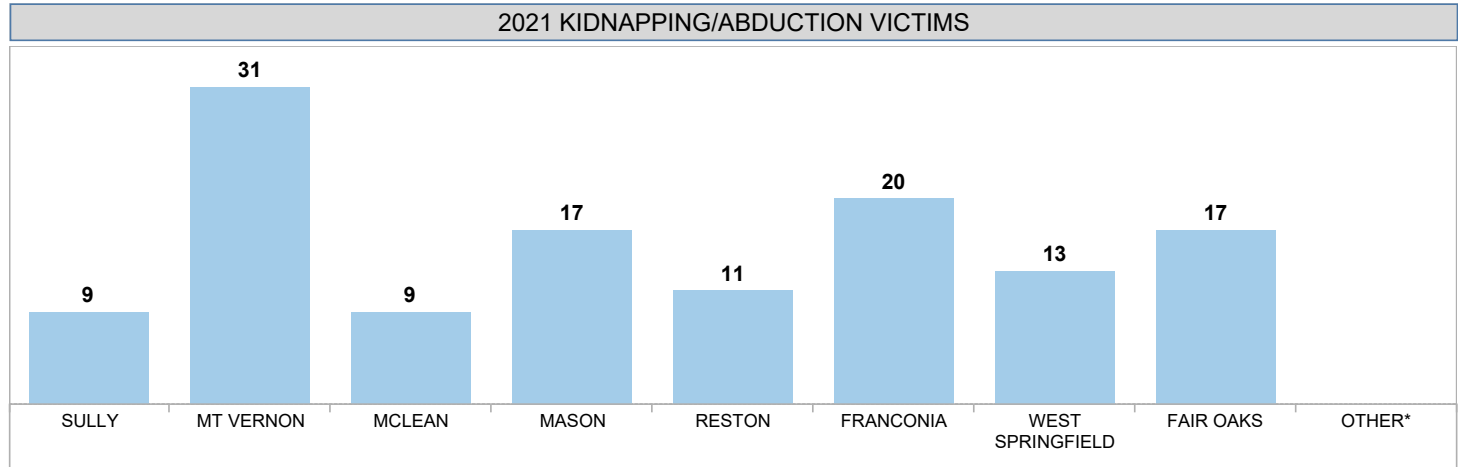
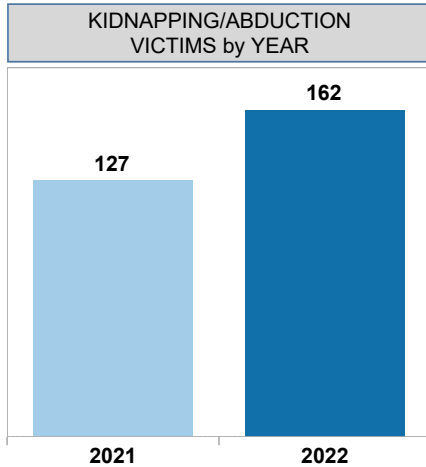


\*OTHER indicates data without a station indicated in the Records Management System.



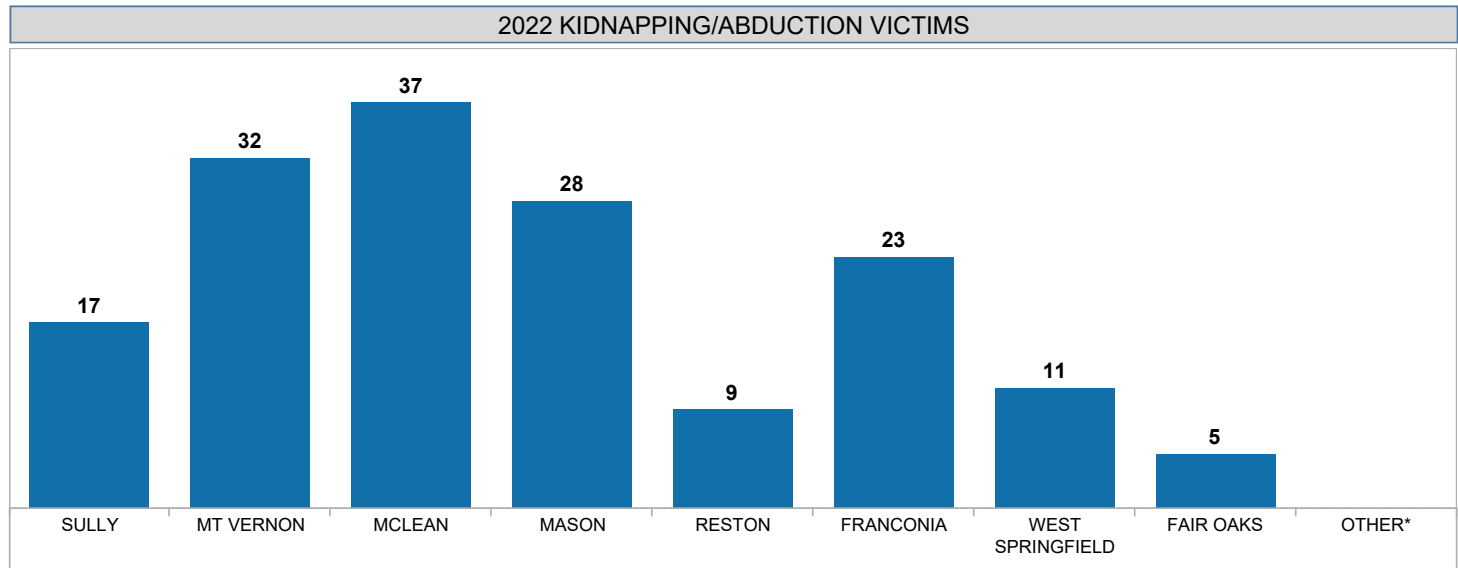
# FCPD CRIMES AGAINST PERSONS STATISTICS

## KIDNAPPING/ABDUCTION OFFENSES



**KIDNAPPING/ABDUCTION VICTIMS by YEAR & STATION**

	2021	2022
SULLY	9	17
MT VERNON	31	32
MCLEAN	9	37
MASON	17	28
RESTON	11	9
FRANCONIA	20	23
WEST SPRINGFIELD	13	11
FAIR OAKS	17	5
<b>Grand Total</b>	<b>127</b>	<b>162</b>



\*OTHER indicates data without a station indicated in the Records Management System.

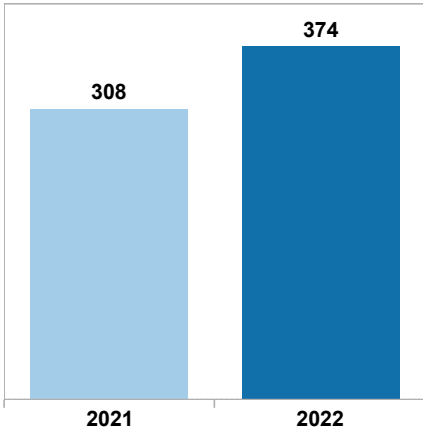




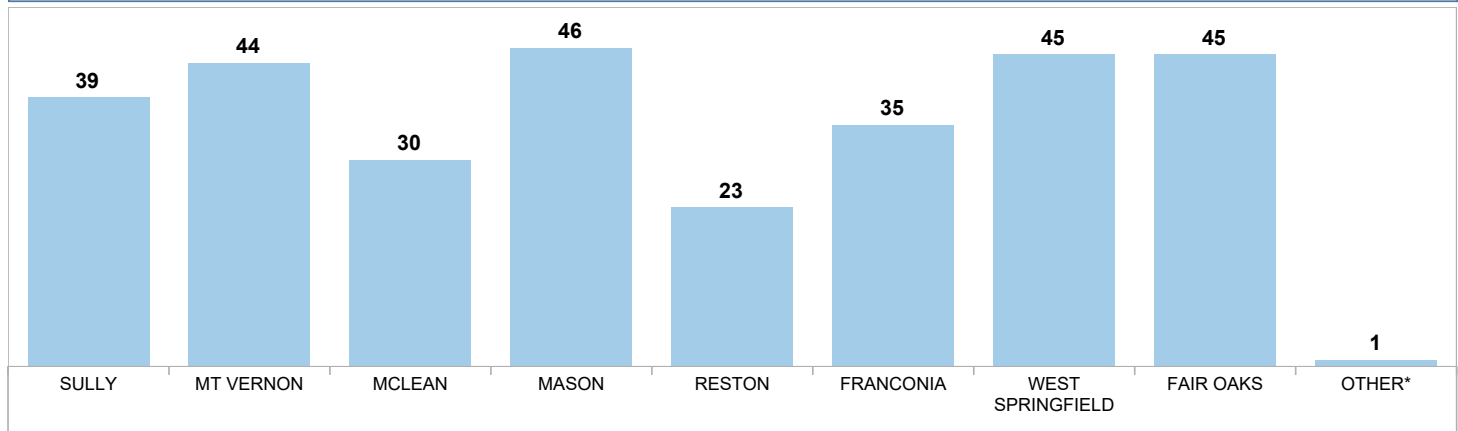
# FCPD CRIMES AGAINST PERSONS STATISTICS

## SEX OFFENSES

SEX OFFENSE VICTIMS by YEAR



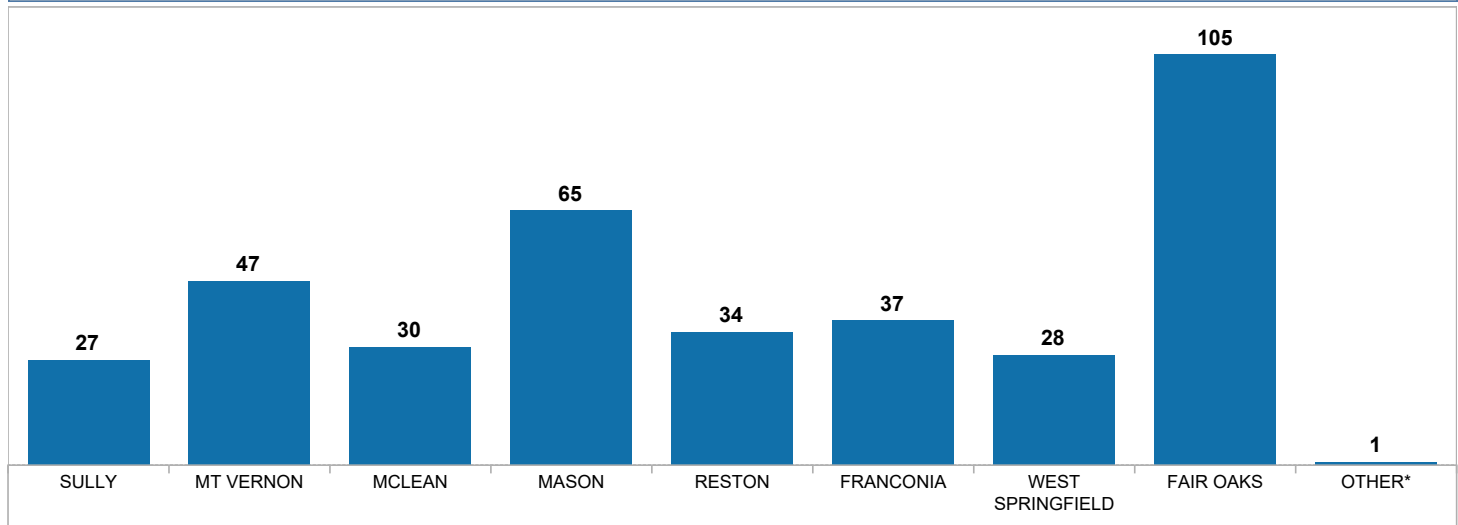
2021 SEX OFFENSE VICTIMS



SEX OFFENSE VICTIMS by YEAR & STATION

	2021	2022
SULLY	39	27
MT VERNON	44	47
MCLEAN	30	30
MASON	46	65
RESTON	23	34
FRANCONIA	35	37
WEST SPRINGFIELD	45	28
FAIR OAKS	45	105
OTHER*	1	1
<b>Grand Total</b>	<b>308</b>	<b>374</b>

2022 SEX OFFENSE VICTIMS



\*OTHER indicates data without a station indicated in the Records Management System.



May 2023

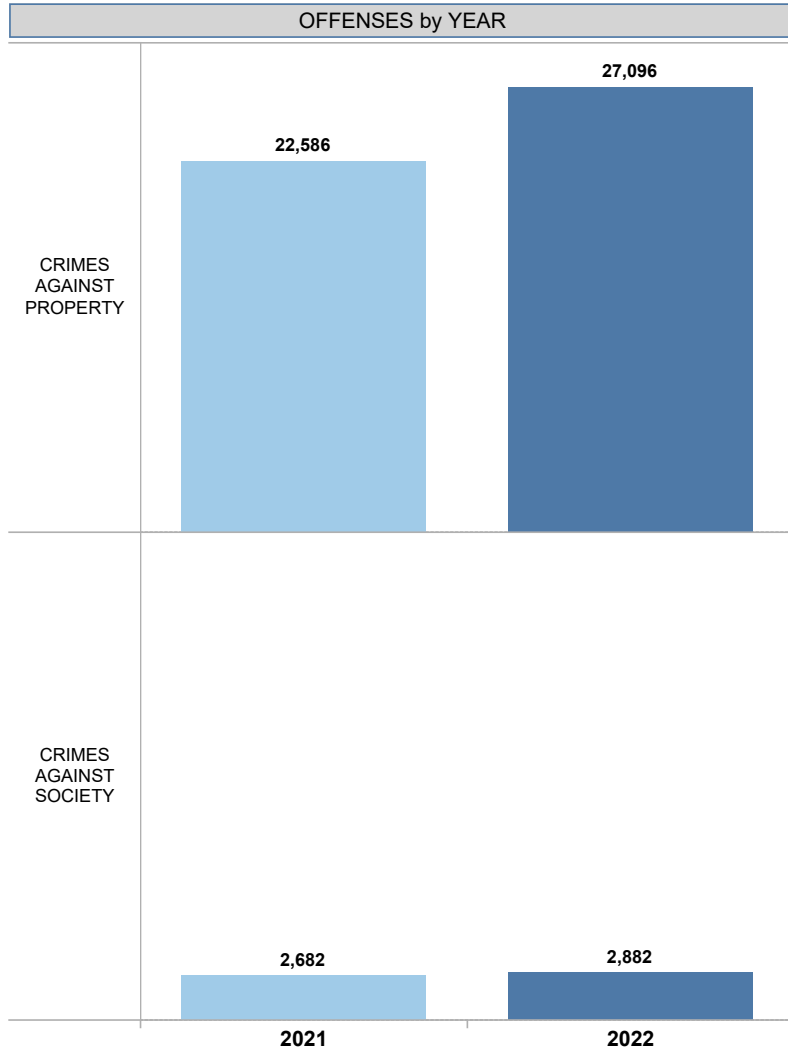
# **FAIRFAX COUNTY POLICE DEPARTMENT STATISTICAL REPORT**

## **GROUP A IBR OFFENSES - CRIMES AGAINST PROPERTY AND CRIMES AGAINST SOCIETY**

*(by offense count)*



# FCPD GROUP A IBR OFFENSES CRIMES AGAINST PROPERTY & CRIMES AGAINST SOCIETY STATISTICS



2021

	CRIMES AGAINST PROPERTY	CRIMES AGAINST SOCIETY
SULLY	1,736	328
MT VERNON	3,478	476
MCLEAN	4,238	290
MASON	3,084	352
RESTON	2,055	203
FRANCONIA	3,307	403
WEST SPRINGFIELD	2,369	249
FAIR OAKS	2,238	349
OTHER*	81	32

2022

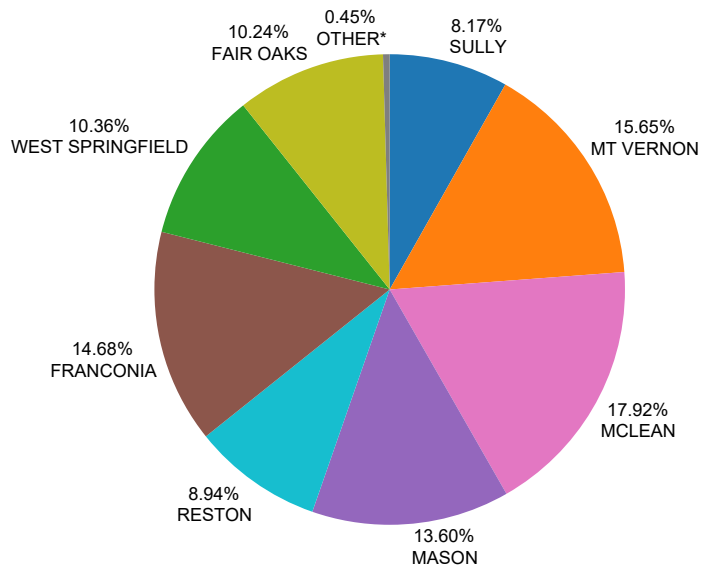
	CRIMES AGAINST PROPERTY	CRIMES AGAINST SOCIETY
SULLY	2,067	287
MT VERNON	4,299	582
MCLEAN	5,266	360
MASON	3,419	498
RESTON	2,367	189
FRANCONIA	4,228	365
WEST SPRINGFIELD	2,782	255
FAIR OAKS	2,624	307
OTHER*	44	39

\*OTHER indicates data without a station indicated in the Records Management System.

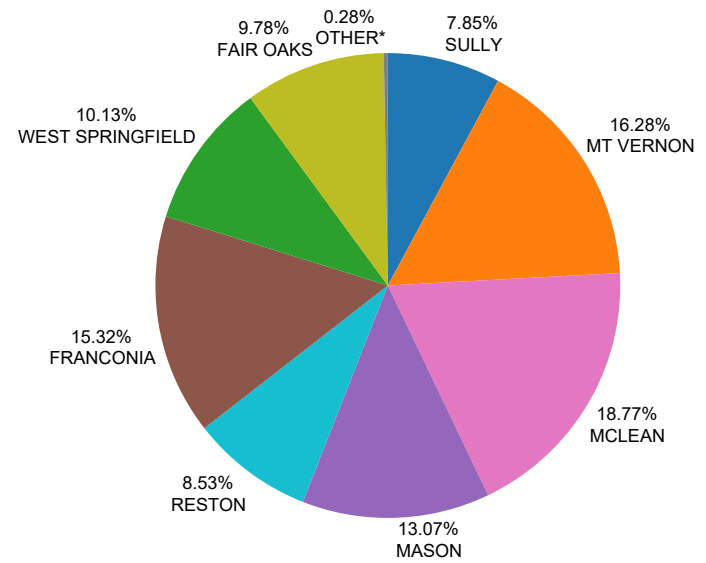


# FCPD GROUP A IBR OFFENSES - CRIMES AGAINST PROPERTY STATISTICS

**2021 CRIMES AGAINST PROPERTY  
DISTRIBUTION by STATION**



**2022 CRIMES AGAINST PROPERTY  
DISTRIBUTION by STATION**

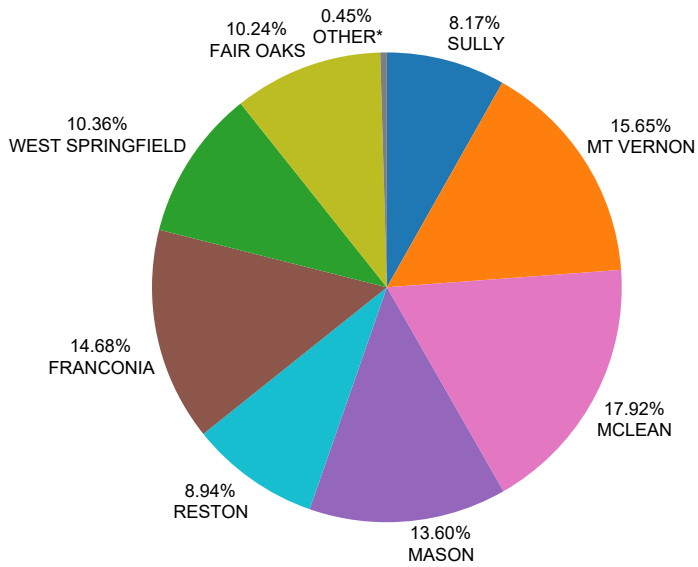


\*OTHER indicates data without a station indicated in the Records Management System.

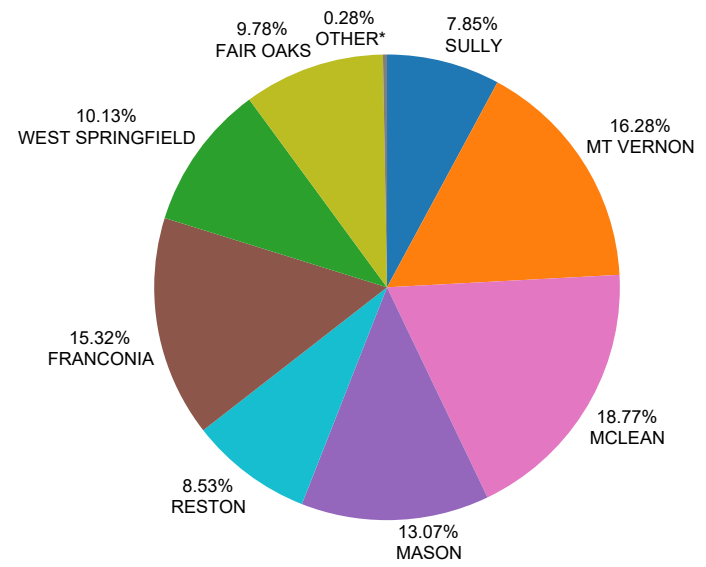


# FCPD GROUP A IBR OFFENSES - CRIMES AGAINST SOCIETY STATISTICS

**2021 CRIMES AGAINST SOCIETY  
DISTRIBUTION by STATION**



**2022 CRIMES AGAINST SOCIETY  
DISTRIBUTION by STATION**



\*OTHER indicates data without a station indicated in the Records Management System.



# FCPD GROUP A IBR OFFENSES CRIMES AGAINST PROPERTY & CRIMES AGAINST SOCIETY STATISTICS

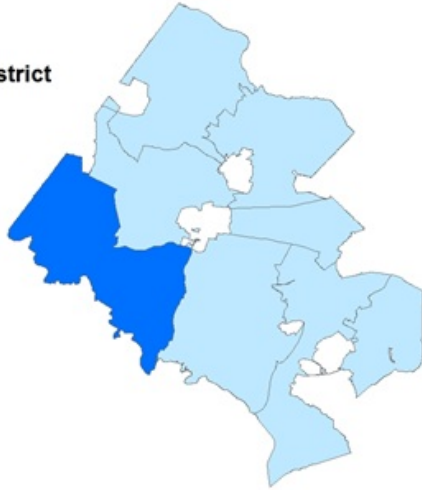


		2021	2022
CRIMES AGAINST PROPERTY	ARSON	16	13
	BRIBERY	2	
	BURGLARY/BREAKING & ENTERING	559	680
	COUNTERFEITING/FORGERY	316	354
	DESTRUCTION/DAMAGE/VANDALISM OF PROPERTY	4,162	4,742
	EMBEZZLEMENT	120	120
	EXTORTION/BLACKMAIL	107	175
	FRAUD OFFENSES	4,073	4,080
	LARCENY/THEFT OFFENSES	11,652	15,069
	MOTOR VEHICLE THEFT	1,207	1,362
	ROBBERY	322	443
STOLEN PROPERTY OFFENSES	50	58	
CRIMES AGAINST SOCIETY	ANIMAL CRUELTY	95	87
	DRUG/NARCOTIC OFFENSES	1,776	1,832
	GAMBLING OFFENSES	4	2
	PORNOGRAPHY/OBSCENE MATERIAL	214	230
	PROSTITUTION OFFENSES	8	16
	WEAPON LAW VIOLATIONS	585	715



# FCPD GROUP A IBR OFFENSE STATISTICS - SULLY DISTRICT

Sully District



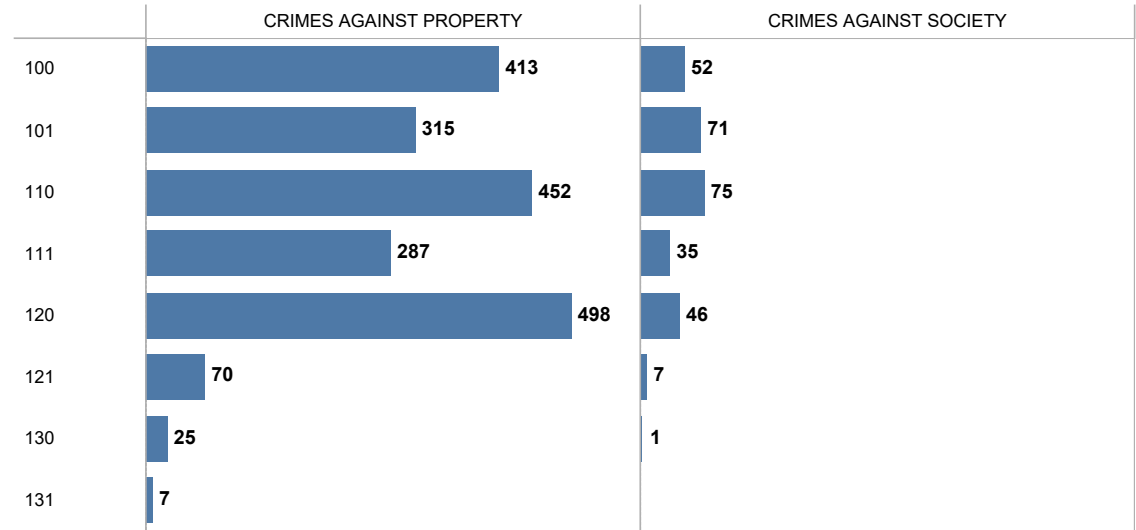
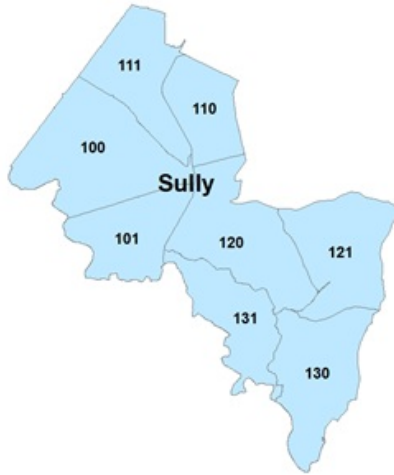
		2021	2022
CRIMES AGAINST PROPERTY	BURGLARY/BREAKING & ENTERING	43	61
	COUNTERFEITING/FORGERY	23	30
	DESTRUCTION/DAMAGE/VANDALISM OF PROPERTY	390	495
	EMBEZZLEMENT	12	10
	EXTORTION/BLACKMAIL	13	15
	FRAUD OFFENSES	383	339
	LARCENY/THEFT OFFENSES	787	1,007
	MOTOR VEHICLE THEFT	70	89
	ROBBERY	12	17
	STOLEN PROPERTY OFFENSES	3	4
CRIMES AGAINST SOCIETY	ANIMAL CRUELTY	6	10
	DRUG/NARCOTIC OFFENSES	219	177
	PORNOGRAPHY/OBSCENE MATERIAL	23	17
	PROSTITUTION OFFENSES	4	10
	WEAPON LAW VIOLATIONS	76	73
<b>Total</b>	2,064	2,354	

	2021	2022
CRIMES AGAINST PROPERTY	1,736	2,067
CRIMES AGAINST SOCIETY	328	287



# FPCPD GROUP A IBR OFFENSE STATISTICS

## SULLY DISTRICT - 2022 BREAKDOWN by PATROL AREA



		100	101	110	111	120	121	130	131
CRIMES AGAINST PROPERTY	BURGLARY/BREAKING & ENTERING	10	9	13	9	16	3		1
	COUNTERFEITING/FORGERY	1	5	14	4	5	1		
	DESTRUCTION/DAMAGE/VANDALISM OF PROPERTY	134	82	85	46	125	13	9	1
	EMBEZZLEMENT			3	7				
	EXTORTION/BLACKMAIL	2		3		8	2		
	FRAUD OFFENSES	68	48	56	56	80	22	7	2
	LARCENY/THEFT OFFENSES	182	152	253	133	248	27	9	3
	MOTOR VEHICLE THEFT	13	13	21	26	14	2		
	ROBBERY	3	6	2	4	2			
	STOLEN PROPERTY OFFENSES			2	2				
CRIMES AGAINST SOCIETY	ANIMAL CRUELTY	3	1	1	3	1	1		
	DRUG/NARCOTIC OFFENSES	26	48	44	20	34	5		
	PORNOGRAPHY/OBSCENE MATERIAL	5	2	4	5			1	
	PROSTITUTION OFFENSES	1		9					
	WEAPON LAW VIOLATIONS	17	20	17	7	11	1		
<b>Grand Total</b>		465	386	527	322	544	77	26	7

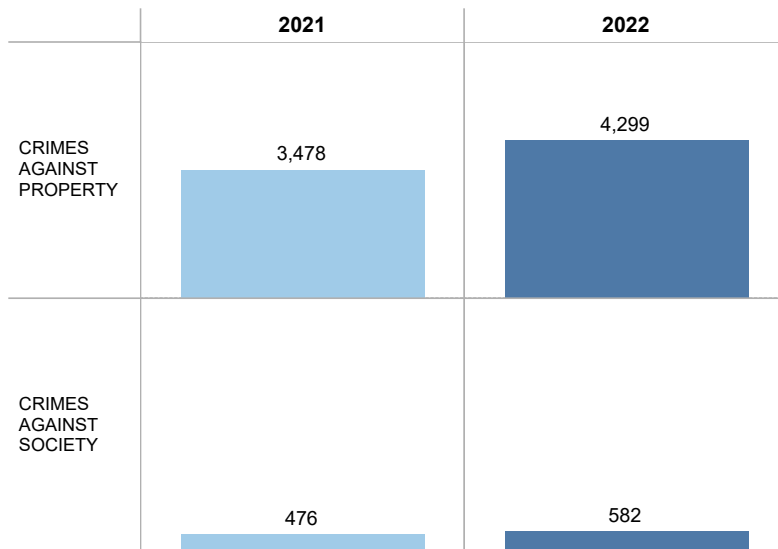
IBR Offenses associated with a Patrol Area outside the indicated district were excluded.





# FCPD GROUP A IBR OFFENSE STATISTICS - MT VERNON DISTRICT

Mount Vernon District

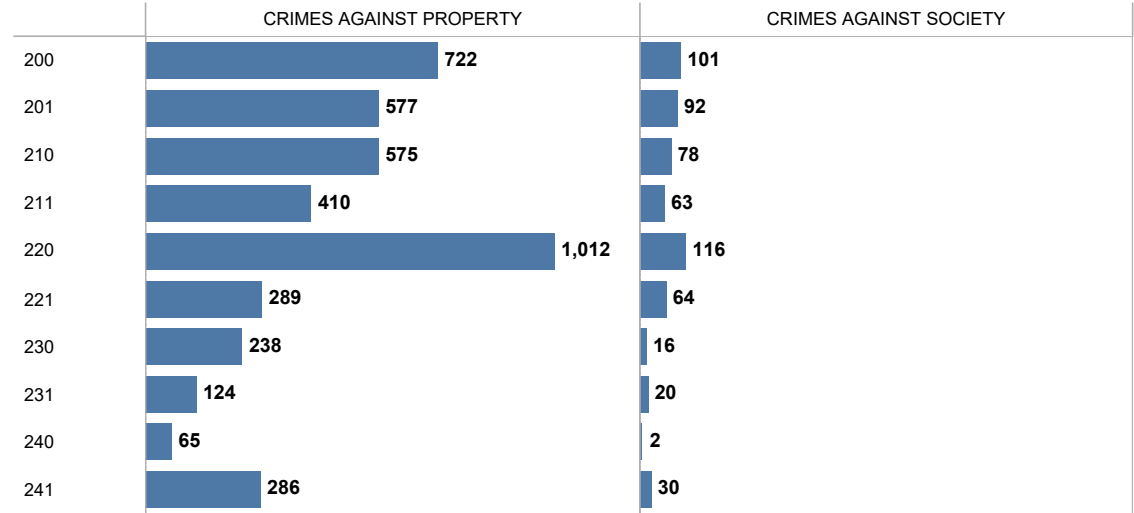
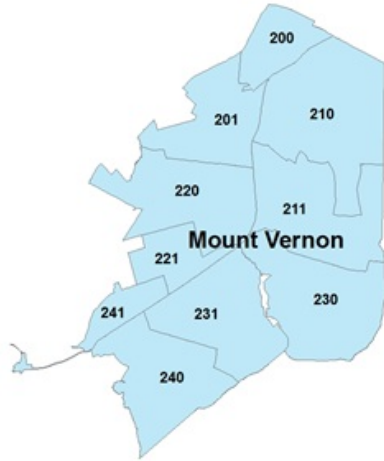


		2021	2022
CRIMES AGAINST PROPERTY	ARSON	5	3
	BURGLARY/BREAKING & ENTERING	91	103
	COUNTERFEITING/FORGERY	44	30
	DESTRUCTION/DAMAGE/VANDALISM OF PROPERTY	651	823
	EMBEZZLEMENT	10	7
	EXTORTION/BLACKMAIL	8	9
	FRAUD OFFENSES	376	405
	LARCENY/THEFT OFFENSES	2,016	2,541
	MOTOR VEHICLE THEFT	185	247
	ROBBERY	74	118
CRIMES AGAINST SOCIETY	STOLEN PROPERTY OFFENSES	18	13
	ANIMAL CRUELTY	19	13
	DRUG/NARCOTIC OFFENSES	328	406
	PORNOGRAPHY/OBSCENE MATERIAL	16	17
	WEAPON LAW VIOLATIONS	113	146
<b>Total</b>		3,954	4,881



# FCPD GROUP A IBR OFFENSE STATISTICS

## MT VERNON DISTRICT - 2022 BREAKDOWN by PATROL AREA

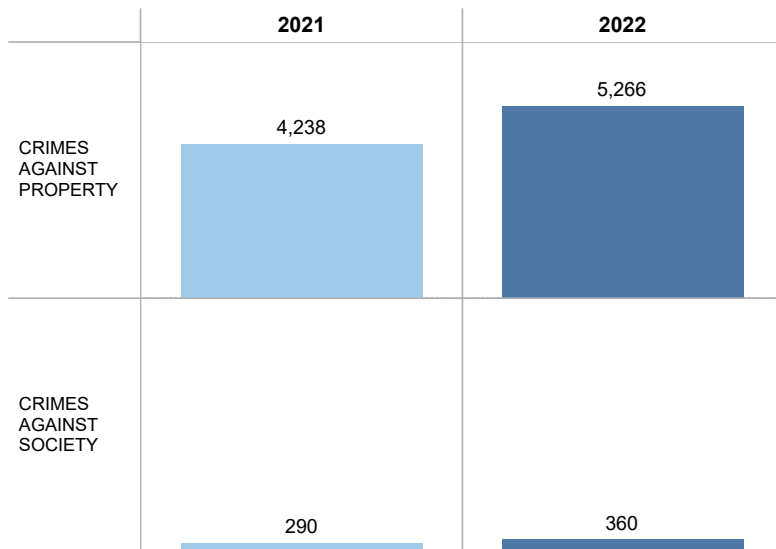
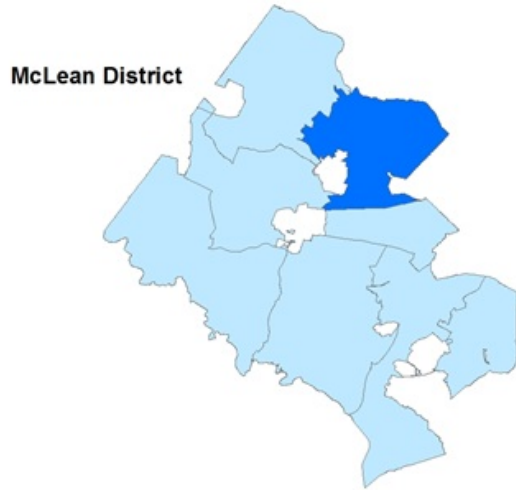


		200	201	210	211	220	221	230	231	240	241
CRIMES AGAINST PROPERTY	ARSON					2	1				
	BURGLARY/BREAKING & ENTERING	13	9	17	11	17	21	5	4	2	4
	COUNTERFEITING/FORGERY	2	3	5		7	5	3	2		3
	DESTRUCTION/DAMAGE/VANDALISM OF PROPERTY	170	129	58	85	136	66	52	39	19	68
	EMBEZZLEMENT	1	2		1	1		1			1
	EXTORTION/BLACKMAIL		2			2	1	1	1		2
	FRAUD OFFENSES	52	57	48	42	45	29	64	23	18	27
	LARCENY/THEFT OFFENSES	405	313	408	230	740	134	94	43	24	150
	MOTOR VEHICLE THEFT	58	44	28	27	24	24	16	8		18
	ROBBERY	20	17	7	12	35	8	2	3	2	12
STOLEN PROPERTY OFFENSES	1	1	4	2	3			1		1	
CRIMES AGAINST SOCIETY	ANIMAL CRUELTY	1	1	1	3	4	2		1		
	DRUG/NARCOTIC OFFENSES	78	58	57	45	93	41	8	14	2	10
	PORNOGRAPHY/OBSCENE MATERIAL	4	1	2	2	1	1	3	1		2
	WEAPON LAW VIOLATIONS	18	32	18	13	18	20	5	4		18
<b>Grand Total</b>		823	669	653	473	1,128	353	254	144	67	316

IBR Offenses associated with a Patrol Area outside the indicated district were excluded.



# FCPD GROUP A IBR OFFENSE STATISTICS - MCLEAN DISTRICT

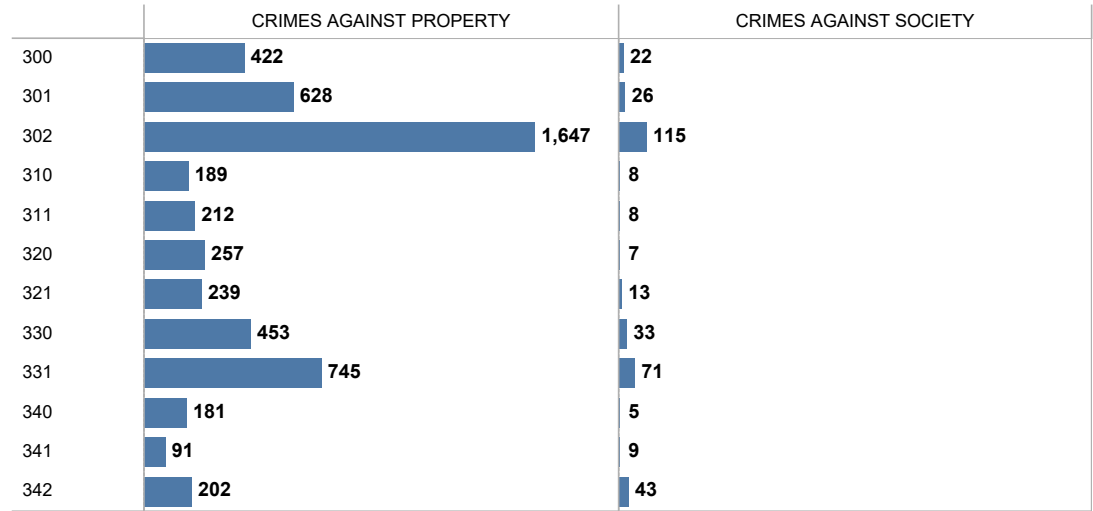
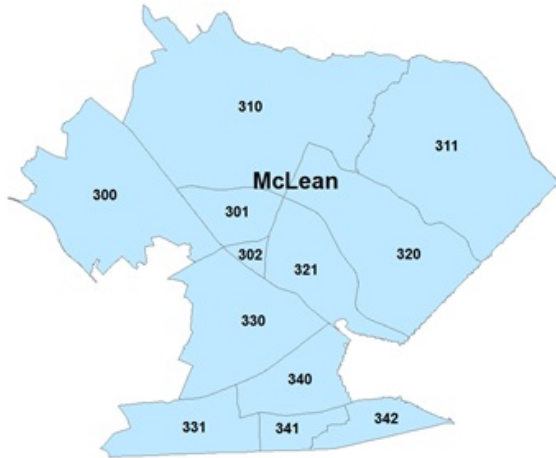


		2021	2022
CRIMES AGAINST PROPERTY	ARSON	1	2
	BURGLARY/BREAKING & ENTERING	119	167
	COUNTERFEITING/FORGER..	72	71
	DESTRUCTION/DAMAGE/VANDALISM OF PROPERTY	570	653
	EMBEZZLEMENT	23	37
	EXTORTION/BLACKMAIL	12	29
	FRAUD OFFENSES	761	848
	LARCENY/THEFT OFFENSES	2,374	3,183
	MOTOR VEHICLE THEFT	259	218
	ROBBERY	38	55
CRIMES AGAINST SOCIETY	STOLEN PROPERTY OFFENSES	9	3
	ANIMAL CRUELTY	7	8
	DRUG/NARCOTIC OFFENSES	216	245
	PORNOGRAPHY/OBSCENE MATERIAL	26	27
	PROSTITUTION OFFENSES		3
	WEAPON LAW VIOLATIONS	41	77
	<b>Total</b>	4,528	5,626



# FCPD GROUP A IBR OFFENSE STATISTICS

## MCLEAN DISTRICT - 2022 BREAKDOWN by PATROL AREA

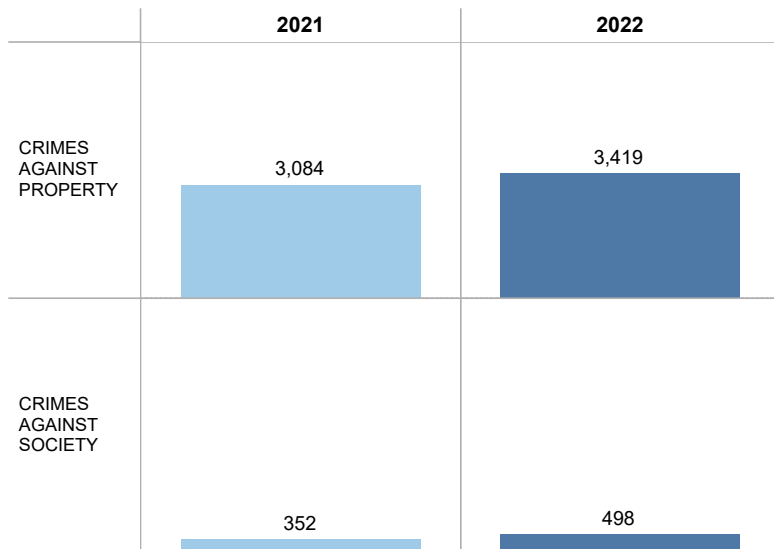
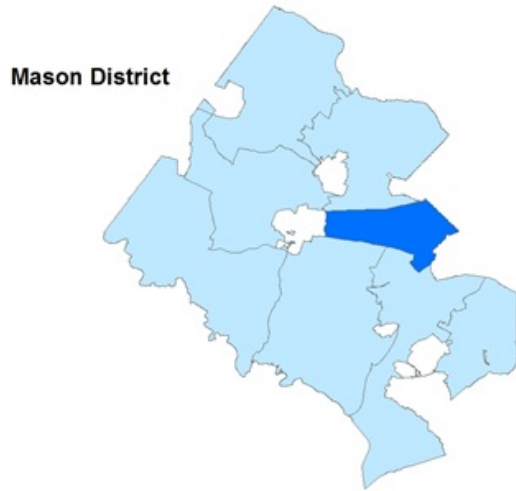


		300	301	302	310	311	320	321	330	331	340	341	342
CRIMES AGAINST PROPERTY	ARSON			1					1				
	BURGLARY/BREAKING & ENTERING	8	17	58	18	15	6	4	9	24	3		5
	COUNTERFEITING/FORGERY	8	9	22	4	3	4	1	4	10	1	2	3
	DESTRUCTION/DAMAGE/VANDALISM OF PROPERTY	43	81	39	30	37	25	45	118	115	44	23	53
	EMBEZZLEMENT	4	6	16		1	2		2	4	1		1
	EXTORTION/BLACKMAIL	1		1	4	1	5	4	4	1	3	1	4
	FRAUD OFFENSES	64	124	144	49	41	76	47	87	124	38	16	38
	LARCENY/THEFT OFFENSES	267	352	1,344	76	97	118	124	191	417	81	39	77
	MOTOR VEHICLE THEFT	23	31	5	8	15	21	9	28	44	8	8	18
	ROBBERY	4	8	15		2		5	9	6	2	2	2
STOLEN PROPERTY OFFENSES			2										1
CRIMES AGAINST SOCIETY	ANIMAL CRUELTY		1					2	2			1	2
	DRUG/NARCOTIC OFFENSES	16	15	104	2	4	3	5	20	45	3	6	22
	PORNOGRAPHY/OBSCENE MATERIAL	1	1		4	1	2	3	2	9			4
	PROSTITUTION OFFENSES		1							1			1
	WEAPON LAW VIOLATIONS	5	8	11	2	3	2	3	9	16	2	2	14
<b>Grand Total</b>	<b>444</b>	<b>654</b>	<b>1,762</b>	<b>197</b>	<b>220</b>	<b>264</b>	<b>252</b>	<b>486</b>	<b>816</b>	<b>186</b>	<b>100</b>	<b>245</b>	

IBR Offenses associated with a Patrol Area outside the indicated district were excluded.



# FCPD GROUP A IBR OFFENSE STATISTICS - MASON DISTRICT

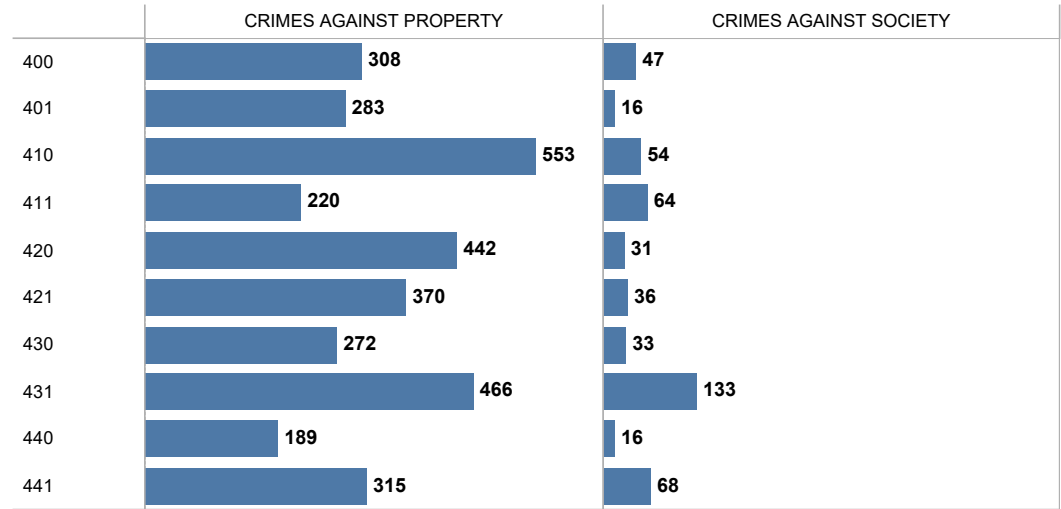
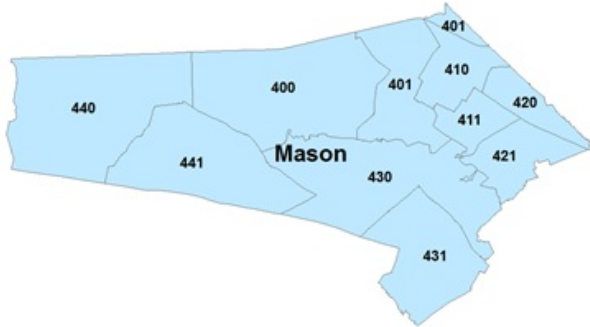


		2021	2022	
CRIMES AGAINST PROPERTY	ARSON	3	2	
	BRIBERY	1		
	BURGLARY/BREAKING & ENTERING	59	64	
	COUNTERFEITING/FORGERY	38	52	
	DESTRUCTION/DAMAGE/VANDALISM OF PROPERTY	637	593	
	EMBEZZLEMENT	13	13	
	EXTORTION/BLACKMAIL	16	21	
	FRAUD OFFENSES	383	375	
	LARCENY/THEFT OFFENSES	1,701	2,019	
	MOTOR VEHICLE THEFT	158	172	
CRIMES AGAINST SOCIETY	ROBBERY	69	102	
	STOLEN PROPERTY OFFENSES	6	6	
	ANIMAL CRUELTY	18	15	
	DRUG/NARCOTIC OFFENSES	219	333	
	GAMBLING OFFENSES	4	1	
	PORNOGRAPHY/OBSCENE MATERIAL	27	25	
	PROSTITUTION OFFENSES	1	1	
	WEAPON LAW VIOLATIONS	83	123	
	<b>Total</b>		3,436	3,917



# FPCPD GROUP A IBR OFFENSE STATISTICS

## MASON DISTRICT - 2022 BREAKDOWN by PATROL AREA

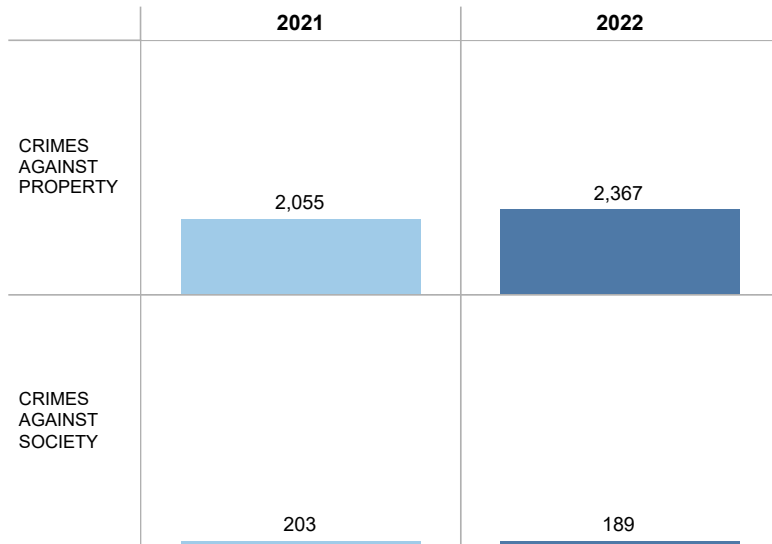
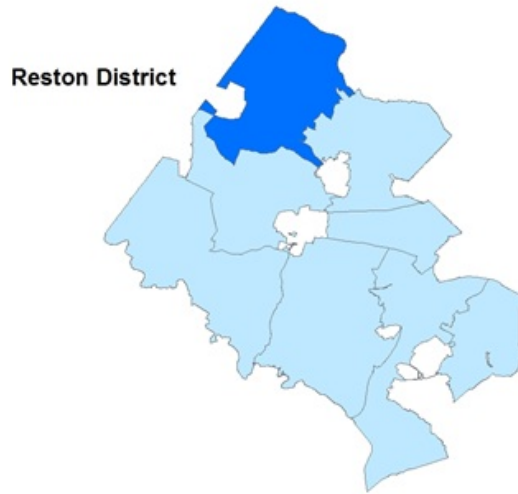


		400	401	410	411	420	421	430	431	440	441
CRIMES AGAINST PROPERTY	ARSON			1		1					
	BURGLARY/BREAKING & ENTERING	8	4	5	7	7	10	4	7	4	8
	COUNTERFEITING/FORGERY	5	5	6	4	2	4	9	9		8
	DESTRUCTION/DAMAGE/VANDALISM OF PROPERTY	66	42	99	50	61	73	33	72	37	60
	EMBEZZLEMENT			2		3		3	2	1	2
	EXTORTION/BLACKMAIL	5	1	1	3	3	4	3			1
	FRAUD OFFENSES	48	28	38	18	24	41	54	34	57	33
	LARCENY/THEFT OFFENSES	152	181	356	118	311	207	141	301	79	172
	MOTOR VEHICLE THEFT	17	14	26	10	19	24	17	25	9	11
	ROBBERY	6	8	18	10	9	7	8	14	2	20
	STOLEN PROPERTY OFFENSES	1		1		2			2		
CRIMES AGAINST SOCIETY	ANIMAL CRUELTY	3		1		2	2	3	2	1	1
	DRUG/NARCOTIC OFFENSES	24	7	40	50	19	23	21	103	7	39
	GAMBLING OFFENSES				1						
	PORNOGRAPHY/OBSCENE MATERIAL	5	1	3		1	1	1	5	3	5
	PROSTITUTION OFFENSES										1
	WEAPON LAW VIOLATIONS	15	8	10	13	9	10	8	23	5	22
<b>Grand Total</b>	355	299	607	284	473	406	305	599	205	383	

IBR Offenses associated with a Patrol Area outside the indicated district were excluded.



# FCPD GROUP A IBR OFFENSE STATISTICS - RESTON DISTRICT

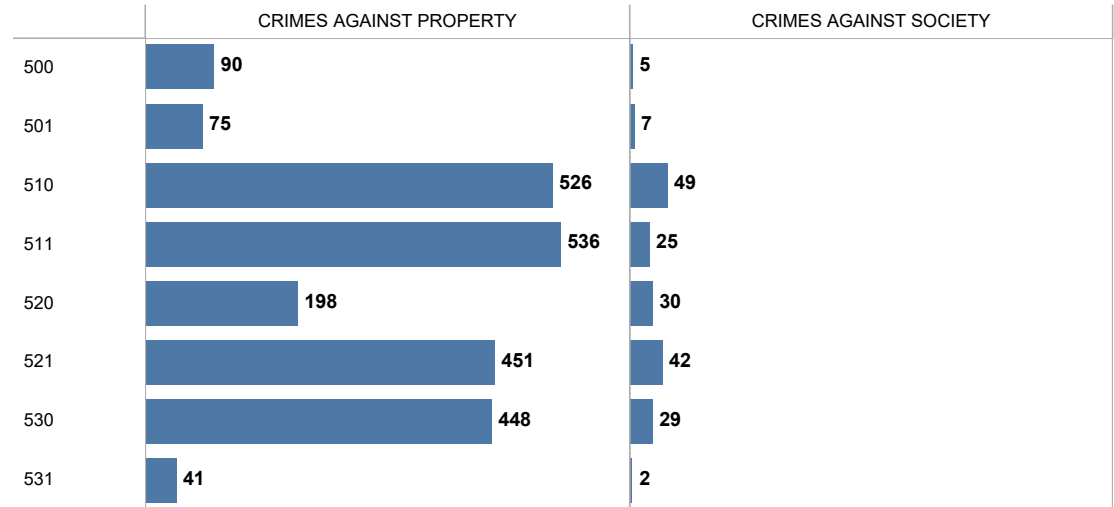


		2021	2022
CRIMES AGAINST PROPERTY	ARSON	4	2
	BURGLARY/BREAKING & ENTERING	53	87
	COUNTERFEITING/FORGERY	29	17
	DESTRUCTION/DAMAGE/VANDALISM OF PROPERTY	461	587
	EMBEZZLEMENT	7	12
	EXTORTION/BLACKMAIL	15	18
	FRAUD OFFENSES	447	413
	LARCENY/THEFT OFFENSES	909	1,091
	MOTOR VEHICLE THEFT	96	105
	ROBBERY	31	29
CRIMES AGAINST SOCIETY	STOLEN PROPERTY OFFENSES	3	6
	ANIMAL CRUELTY	12	10
	DRUG/NARCOTIC OFFENSES	103	89
	PORNOGRAPHY/OBSCENE MATERIAL	28	15
	WEAPON LAW VIOLATIONS	60	75
<b>Total</b>		2,258	2,556



# FPCPD GROUP A IBR OFFENSE STATISTICS

## RESTON DISTRICT - 2022 BREAKDOWN by PATROL AREA



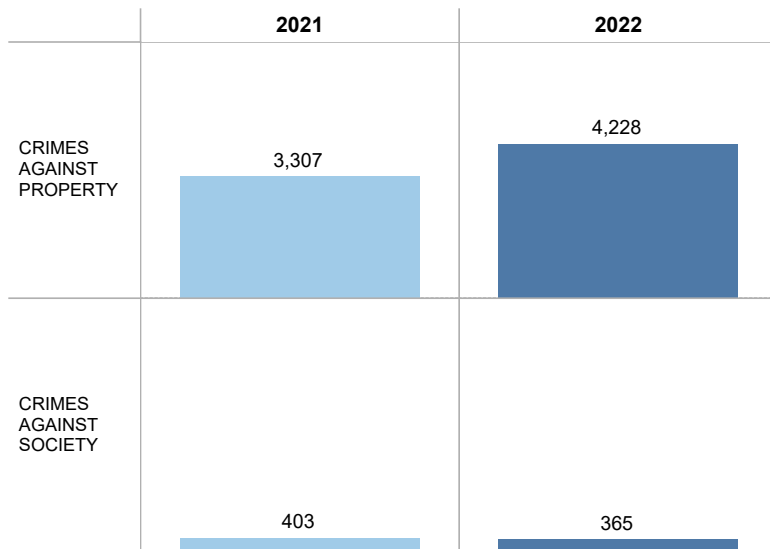
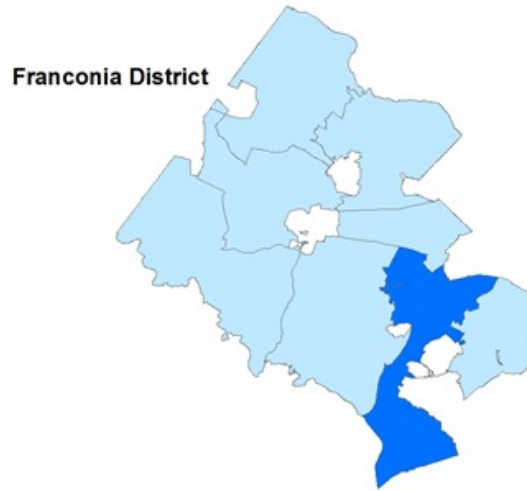
		500	501	510	511	520	521	530	531
CRIMES AGAINST PROPERTY	ARSON			1		1			
	BURGLARY/BREAKING & ENTERING	4	11	12	21	13	6	15	5
	COUNTERFEITING/FORGERY	1	1	6	3	2	2		2
	DESTRUCTION/DAMAGE/VANDALISM OF PROPERTY	16	10	90	145	59	127	131	9
	EMBEZZLEMENT			5	3		1	3	
	EXTORTION/BLACKMAIL	1		4	4	2	5	1	1
	FRAUD OFFENSES	34	26	95	87	44	51	67	9
	LARCENY/THEFT OFFENSES	32	25	291	239	59	224	207	13
	MOTOR VEHICLE THEFT		1	17	31	11	26	16	2
	ROBBERY	1		4	1	6	9	8	
	STOLEN PROPERTY OFFENSES	1	1	1	2	1			
CRIMES AGAINST SOCIETY	ANIMAL CRUELTY		2	2	4		2		
	DRUG/NARCOTIC OFFENSES	2	3	31	4	11	21	17	
	PORNOGRAPHY/OBSCENE MATERIAL	1		5	2	3	1	1	2
	WEAPON LAW VIOLATIONS	2	2	11	15	16	18	11	
<b>Grand Total</b>	<b>95</b>	<b>82</b>	<b>575</b>	<b>561</b>	<b>228</b>	<b>493</b>	<b>477</b>	<b>43</b>	

IBR Offenses associated with a Patrol Area outside the indicated district were excluded.





# FCPD GROUP A IBR OFFENSE STATISTICS - FRANCONIA DISTRICT

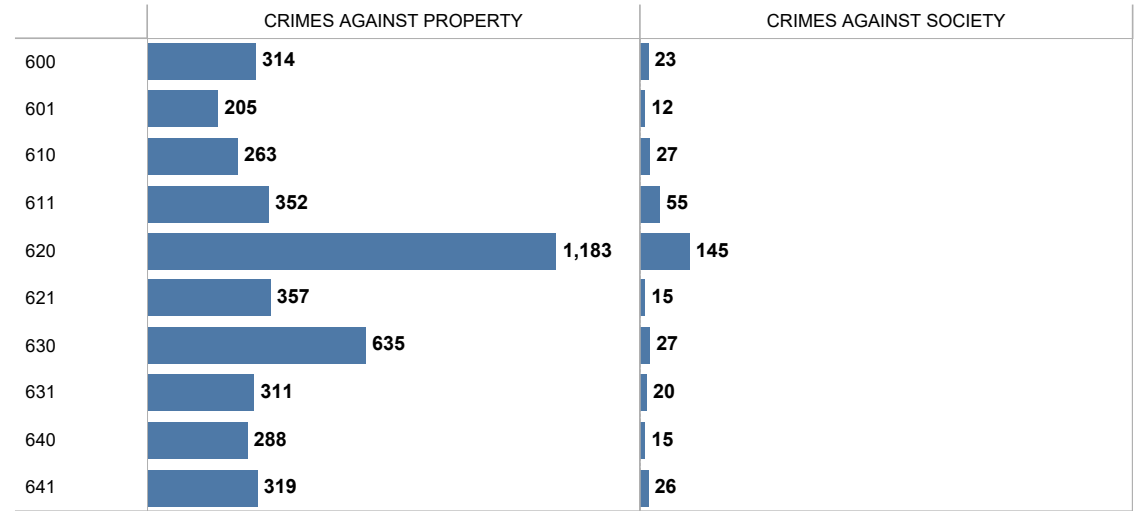


		2021	2022
CRIMES AGAINST PROPERTY	ARSON	1	4
	BRIBERY	1	
	BURGLARY/BREAKING & ENTERING	93	92
	COUNTERFEITING/FORGERY	49	69
	DESTRUCTION/DAMAGE/VANDALISM OF PROPERTY	561	609
	EMBEZZLEMENT	29	21
	EXTORTION/BLACKMAIL	13	24
	FRAUD OFFENSES	456	479
	LARCENY/THEFT OFFENSES	1,810	2,571
	MOTOR VEHICLE THEFT	227	273
	ROBBERY	62	70
STOLEN PROPERTY OFFENSES	5	16	
CRIMES AGAINST SOCIETY	ANIMAL CRUELTY	12	7
	DRUG/NARCOTIC OFFENSES	268	246
	GAMBLING OFFENSES		1
	PORNOGRAPHY/OBSCENE MATERIAL	24	18
	PROSTITUTION OFFENSES	2	
	WEAPON LAW VIOLATIONS	97	93
<b>Total</b>		3,710	4,593



# FCPD GROUP A IBR OFFENSE STATISTICS

## FRANCONIA DISTRICT - 2022 BREAKDOWN by PATROL AREA



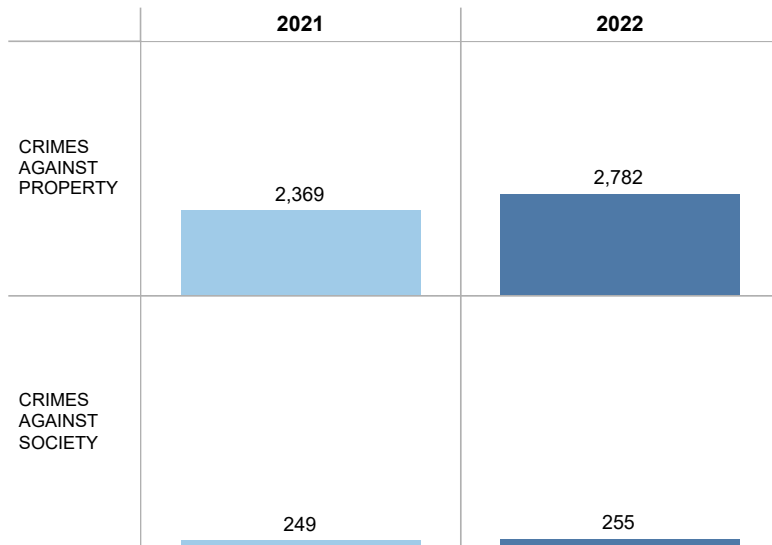
		600	601	610	611	620	621	630	631	640	641
CRIMES AGAINST PROPERTY	ARSON			1	2			1			
	BURGLARY/BREAKING & ENTERING	9	3	9	12	11	10	12	5	8	13
	COUNTERFEITING/FORGERY	8	2	13	6	6	1	9	5	6	13
	DESTRUCTION/DAMAGE/VANDALISM OF PROPERTY	62	46	56	55	81	72	88	34	64	51
	EMBEZZLEMENT		3	4	1	8			3	2	
	EXTORTION/BLACKMAIL	1	1	5	4	5	3	1	1		3
	FRAUD OFFENSES	60	24	27	31	71	69	72	59	32	34
	LARCENY/THEFT OFFENSES	153	93	111	202	935	158	419	187	137	175
	MOTOR VEHICLE THEFT	14	29	23	25	45	39	28	10	35	25
	ROBBERY	6	3	12	13	20	2	4	2	3	5
	STOLEN PROPERTY OFFENSES	1	1	2	1	1	3	1	5	1	
CRIMES AGAINST SOCIETY	ANIMAL CRUELTY	1		1			1	1	1	1	1
	DRUG/NARCOTIC OFFENSES	11	5	15	42	122	7	15	12	7	10
	GAMBLING OFFENSES					1					
	PORNOGRAPHY/OBSCENE MATERIAL	3	2	2		5	2	1	1	1	1
	WEAPON LAW VIOLATIONS	8	5	9	13	17	5	10	6	6	14
<b>Grand Total</b>		337	217	290	407	1,328	372	662	331	303	345

IBR Offenses associated with a Patrol Area outside the indicated district were excluded.



# FCPD GROUP A IBR OFFENSE STATISTICS - WEST SPRINGFIELD DISTRICT

West Springfield District

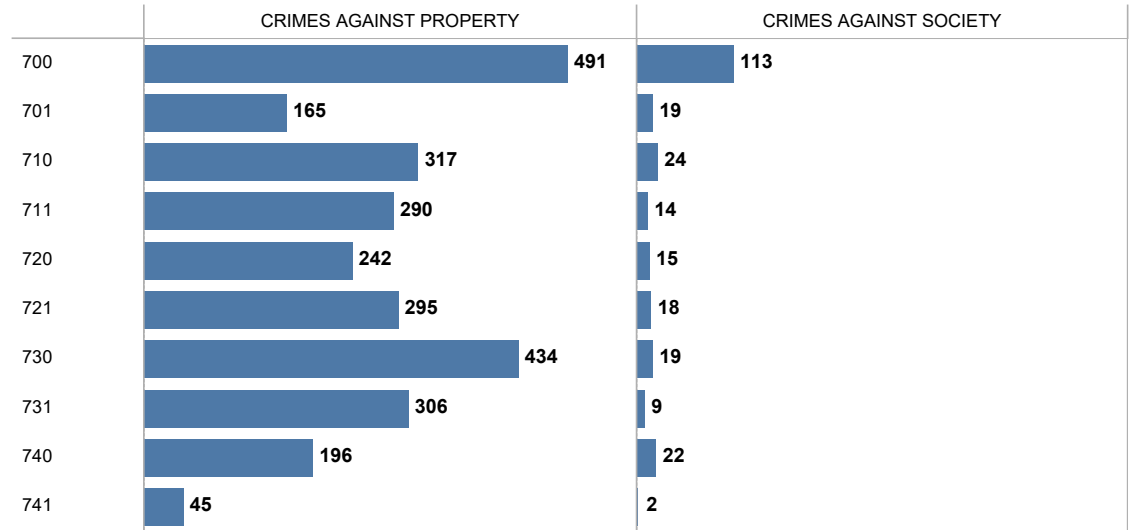
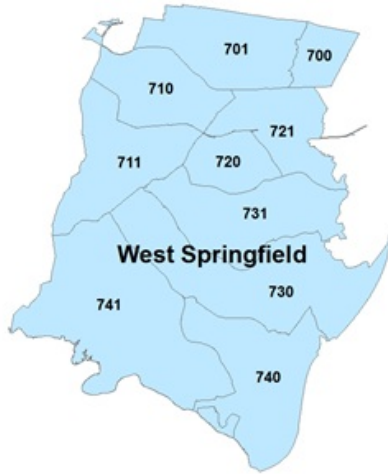


		2021	2022
CRIMES AGAINST PROPERTY	ARSON	2	
	BURGLARY/BREAKING & ENTERING	60	68
	COUNTERFEITING/FORGERY	20	21
	DESTRUCTION/DAMAGE/VANDALISM OF PROPERTY	571	513
	EMBEZZLEMENT	16	14
	EXTORTION/BLACKMAIL	20	37
	FRAUD OFFENSES	625	676
	LARCENY/THEFT OFFENSES	927	1,266
	MOTOR VEHICLE THEFT	107	156
	ROBBERY	19	27
CRIMES AGAINST SOCIETY	STOLEN PROPERTY OFFENSES	2	4
	ANIMAL CRUELTY	8	15
	DRUG/NARCOTIC OFFENSES	134	130
	PORNOGRAPHY/OBSCENE MATERIAL	41	39
	WEAPON LAW VIOLATIONS	66	71
<b>Total</b>		2,618	3,037



# FCPD GROUP A IBR OFFENSE STATISTICS

## WEST SPRINGFIELD DISTRICT - 2022 BREAKDOWN by PATROL AREA



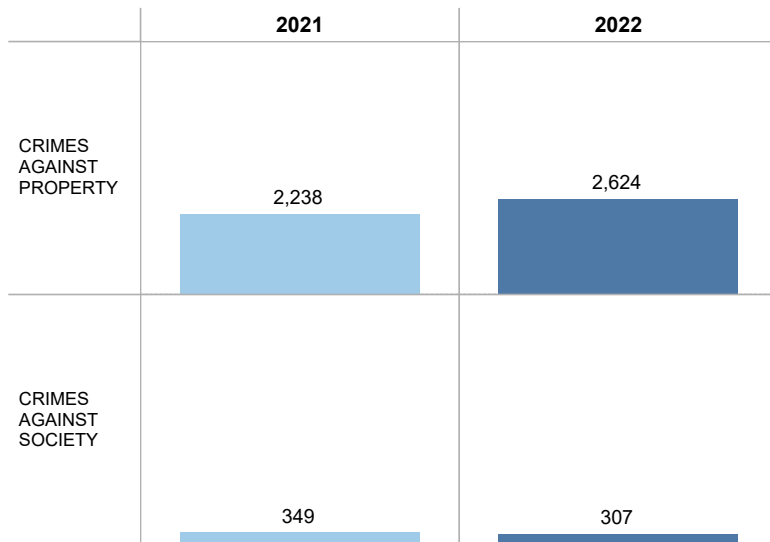
		700	701	710	711	720	721	730	731	740	741
CRIMES AGAINST PROPERTY	BURGLARY/BREAKING & ENTERING	35	3	7	1	2	2	7	8	3	
	COUNTERFEITING/FORGERY	4	3	3	1		5	2	1	1	
	DESTRUCTION/DAMAGE/VANDALISM OF PROPERTY	157	19	45	46	37	38	83	47	34	7
	EMBEZZLEMENT	1			2	3	2	6			
	EXTORTION/BLACKMAIL	5	4	2	5	5	4	8	4		
	FRAUD OFFENSES	44	78	87	72	54	81	100	94	43	23
	LARCENY/THEFT OFFENSES	203	49	157	149	130	142	192	129	100	15
	MOTOR VEHICLE THEFT	27	8	15	11	9	20	32	22	12	
	ROBBERY	14		1	3	1	1	4	1	2	
	STOLEN PROPERTY OFFENSES	1	1			1					1
CRIMES AGAINST SOCIETY	ANIMAL CRUELTY	3	1	1	2	1	2	2	3		
	DRUG/NARCOTIC OFFENSES	68	9	12	5	4	7	10	2	12	1
	PORNOGRAPHY/OBSCENE MATERIAL	7	5	5	4	6	4	2	3	2	1
	WEAPON LAW VIOLATIONS	35	4	6	3	4	5	5	1	8	
<b>Grand Total</b>		604	184	341	304	257	313	453	315	218	47

IBR Offenses associated with a Patrol Area outside the indicated district were excluded.



# FCPD GROUP A IBR OFFENSE STATISTICS - FAIR OAKS DISTRICT

Fair Oaks District

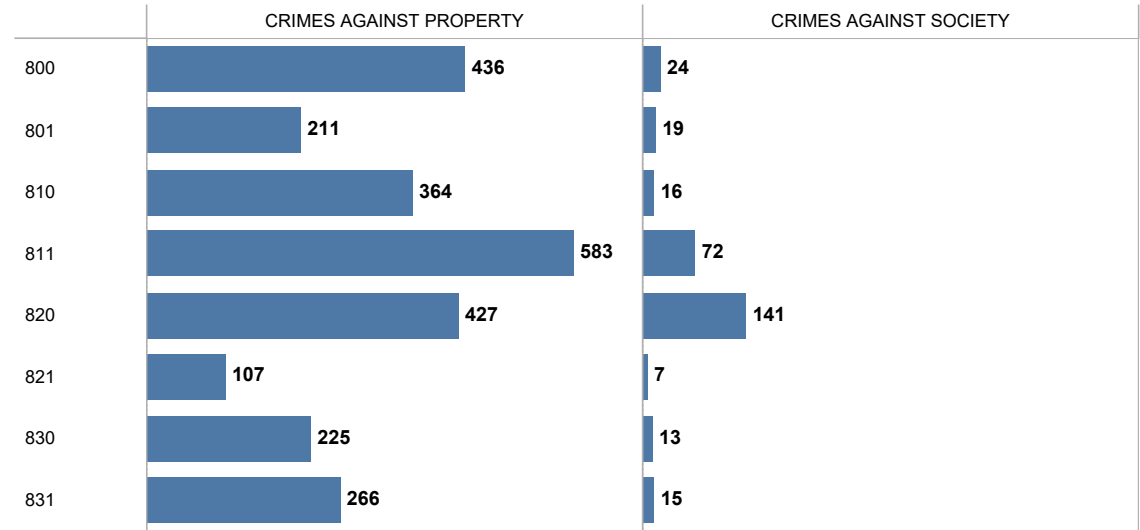


		2021	2022
CRIMES AGAINST PROPERTY	BURGLARY/BREAKING & ENTERING	41	38
	COUNTERFEITING/FORGER..	40	63
	DESTRUCTION/DAMAGE/ VANDALISM OF PROPERTY	315	464
	EMBEZZLEMENT	9	6
	EXTORTION/BLACKMAIL	10	22
	FRAUD OFFENSES	581	522
	LARCENY/THEFT OFFENSES	1,118	1,380
	MOTOR VEHICLE THEFT	103	100
	ROBBERY	17	24
	STOLEN PROPERTY OFFENSES	4	5
CRIMES AGAINST SOCIETY	ANIMAL CRUELTY	12	7
	DRUG/NARCOTIC OFFENSES	267	180
	PORNOGRAPHY/OBSCENE MATERIAL	26	68
	PROSTITUTION OFFENSES	1	1
	WEAPON LAW VIOLATIONS	43	51
<b>Total</b>	<b>2,587</b>	<b>2,931</b>	



# FPCPD GROUP A IBR OFFENSE STATISTICS

## FAIR OAKS DISTRICT - 2022 BREAKDOWN BY PATROL AREA



		800	801	810	811	820	821	830	831
CRIMES AGAINST PROPERTY	BURGLARY/BREAKING & ENTERING	7	1	6	9	6	3	2	4
	COUNTERFEITING/FORGERY	9	12	6	5	19	1	7	4
	DESTRUCTION/DAMAGE/VANDALISM OF PROPERTY	110	31	50	83	75	21	37	57
	EMBEZZLEMENT		1	2	2	1			
	EXTORTION/BLACKMAIL	4	3	4	1	2	2	1	5
	FRAUD OFFENSES	62	49	68	155	33	35	58	61
	LARCENY/THEFT OFFENSES	220	103	219	302	264	37	109	123
	MOTOR VEHICLE THEFT	21	7	5	23	20	8	7	9
	ROBBERY	2	4	4	2	5		4	2
	STOLEN PROPERTY OFFENSES	1			1	2			1
CRIMES AGAINST SOCIETY	ANIMAL CRUELTY	1	1	3		2			
	DRUG/NARCOTIC OFFENSES	11	8	4	14	127	5	4	7
	PORNOGRAPHY/OBSCENE MATERIAL	3	3	1	49	3	1	6	2
	PROSTITUTION OFFENSES				1				
	WEAPON LAW VIOLATIONS	9	7	8	8	9	1	3	6
<b>Grand Total</b>		460	230	380	655	568	114	238	281

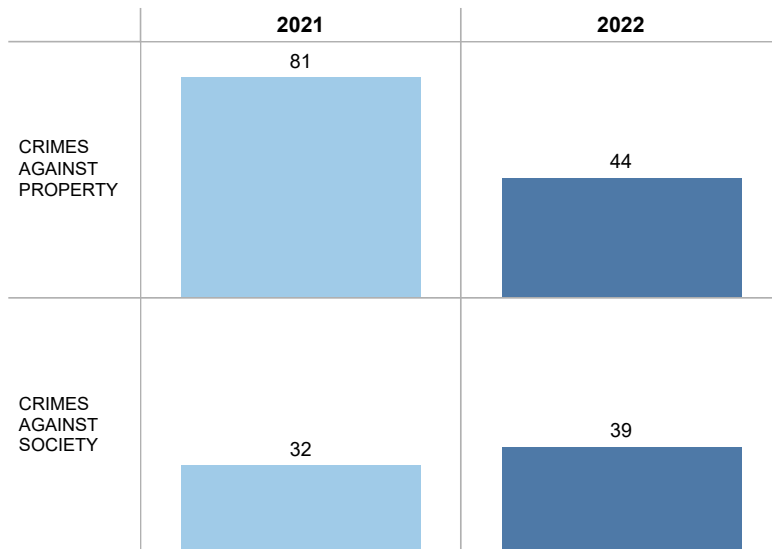
IBR Offenses associated with a Patrol Area outside the indicated district were excluded.



# FCPD GROUP A IBR OFFENSE STATISTICS - NO DISTRICT INDICATED ON REPORT

**NO  
STATION  
INDICATED**

		2021	2022
CRIMES AGAINST PROPERTY	COUNTERFEITING/FORGERY	1	1
	DESTRUCTION/DAMAGE/VANDALISM OF PROPERTY	6	5
	EMBEZZLEMENT	1	
	FRAUD OFFENSES	61	23
	LARCENY/THEFT OFFENSES	10	11
	MOTOR VEHICLE THEFT	2	2
	ROBBERY		1
	STOLEN PROPERTY OFFENSES		1
CRIMES AGAINST SOCIETY	ANIMAL CRUELTY	1	2
	DRUG/NARCOTIC OFFENSES	22	26
	PORNOGRAPHY/OBSCENE MATERIAL	3	4
	PROSTITUTION OFFENSES		1
	WEAPON LAW VIOLATIONS	6	6
<b>Total</b>		113	83





# FCPD GROUP A IBR OFFENSE STATISTICS

## 2021 Case Status & Closures

The following Group A offense "closed" status are based on case status at the time of publishing. Only cases reported in the selected calendar year are included. Closed status includes the following case status types: Closed and Service. Disposition for Closed and Service case status include Closed by Arrest, Exception Closures, Unfounded and Null. The unfounded disposition is included in reporting closure totals. Exceptional closures include those where investigative efforts for a crime committed result in circumstances beyond police means to make an arrest. Service closures include cases that involve no investigation of a criminal act.

The Inactive status is used whenever a case is not actively being worked (may be reopened at any time), or where an investigation has concluded to the point where probable cause has been established that a specific individual(s) is responsible for a crime and warrant(s) is issued for an arrest, but the arrest has not been made as the person's whereabouts are either unknown or warrant service cannot be immediately made (ex: extradition from another jurisdiction pending).

2021 GROUP A CLOSURES			2021 GROUP A CASE STATUS					
	CLOSED/ CLEARED	SERVICE		CLOSED	FURTHER INVESTIGATION	INACTIVE	NULL	Total
NULL	22	2	NULL	23.5%		76.5%		100.0%
ARSON	1	5	ARSON	37.5%	12.5%	50.0%		100.0%
ASSAULT OFFENSES	3,017	80	ASSAULT OFFENSES	44.8%	1.2%	53.9%	0.2%	100.0%
BRIBERY	2		BRIBERY	100.0%				100.0%
BURGLARY/BREAKING & ENTERING	180	1	BURGLARY/BREAKING & ENTERI..	32.3%	5.4%	62.1%	0.2%	100.0%
COUNTERFEITING/FORGERY	129	8	COUNTERFEITING/FORGERY	43.2%	2.2%	54.6%		100.0%
DESTRUCTION/DAMAGE/VANDALISM OF PROPERT..	633	32	DESTRUCTION/DAMAGE/VANDA..	16.0%	1.3%	82.5%	0.2%	100.0%
DRUG/NARCOTIC OFFENSES	1,223	35	DRUG/NARCOTIC OFFENSES	70.8%	1.4%	27.0%	0.8%	100.0%
EMBEZZLEMENT	77		EMBEZZLEMENT	64.2%	2.5%	33.3%		100.0%
EXTORTION/BLACKMAIL	9	1	EXTORTION/BLACKMAIL	9.3%	1.9%	86.9%	1.9%	100.0%
FRAUD OFFENSES	197	7	FRAUD OFFENSES	5.0%	1.4%	93.5%	0.0%	100.0%
GAMBLING OFFENSES	4		GAMBLING OFFENSES	100.0%				100.0%
HOMICIDE OFFENSES	14		HOMICIDE OFFENSES	77.8%	22.2%			100.0%
KIDNAPPING/ABDUCTION	99		KIDNAPPING/ABDUCTION	83.2%		16.0%	0.8%	100.0%
LARCENY/THEFT OFFENSES	2,484	55	LARCENY/THEFT OFFENSES	21.8%	1.3%	76.7%	0.2%	100.0%
MOTOR VEHICLE THEFT	304	24	MOTOR VEHICLE THEFT	27.0%	1.9%	70.9%	0.2%	100.0%
PORNOGRAPHY/OBSCENE MATERIAL	73	2	PORNOGRAPHY/OBSCENE MAT..	34.1%	6.4%	58.2%	1.4%	100.0%
PROSTITUTION OFFENSES	6		PROSTITUTION OFFENSES	75.0%		25.0%		100.0%
ROBBERY	147	1	ROBBERY	45.7%	1.2%	53.1%		100.0%
SEX OFFENSES, FORCIBLE	135	6	SEX OFFENSES, FORCIBLE	48.3%	4.1%	47.3%	0.3%	100.0%
SEX OFFENSES, NONFORCIBLE	1	1	SEX OFFENSES, NONFORCIBLE	50.0%		50.0%		100.0%
STOLEN PROPERTY OFFENSES	33		STOLEN PROPERTY OFFENSES	66.0%	4.0%	30.0%		100.0%
WEAPON LAW VIOLATIONS	288	1	WEAPON LAW VIOLATIONS	49.4%	3.4%	46.8%	0.3%	100.0%
<b>Total</b>	9,078	261	<b>Total</b>	28.6%	1.5%	69.7%	0.2%	100.0%





# FCPD GROUP A IBR OFFENSE STATISTICS

## 2022 Case Status & Closures

The following Group A offense "closed" status are based on case status at the time of publishing. Only cases reported in the selected calendar year are included. Closed status includes the following case status types: Closed and Service. Disposition for Closed and Service case status include Closed by Arrest, Exception Closures, Unfounded and Null. The unfounded disposition is included in reporting closure totals. Exceptional closures include those where investigative efforts for a crime committed result in circumstances beyond police means to make an arrest. Service closures include cases that involve no investigation of a criminal act.

The Inactive status is used whenever a case is not actively being worked (may be reopened at any time), or where an investigation has concluded to the point where probable cause has been established that a specific individual(s) is responsible for a crime and warrant(s) is issued for an arrest, but the arrest has not been made as the person's whereabouts are either unknown or warrant service cannot be immediately made (ex: extradition from another jurisdiction pending).

2022 GROUP A CLOSURES			2022 GROUP A CASE STATUS					
	CLOSED/ CLEARED	SERVICE		CLOSED	FURTHER INVESTIGATION	INACTIVE	NULL	Total
NULL	27	1	NULL	26.7%	1.9%	68.6%	2.9%	100.0%
ARSON	4	7	ARSON	84.6%		15.4%		100.0%
ASSAULT OFFENSES	3,158	64	ASSAULT OFFENSES	42.4%	2.8%	54.1%	0.7%	100.0%
BURGLARY/BREAKING & ENTERING	296	1	BURGLARY/BREAKING & ENTERING	43.7%	12.5%	43.7%	0.1%	100.0%
COUNTERFEITING/FORGERY	170	2	COUNTERFEITING/FORGERY	48.9%	6.0%	45.2%		100.0%
DESTRUCTION/DAMAGE/VANDALISM OF PRO..	561	40	DESTRUCTION/DAMAGE/VANDALI..	12.7%	3.4%	83.5%	0.4%	100.0%
DRUG/NARCOTIC OFFENSES	1,343	18	DRUG/NARCOTIC OFFENSES	74.2%	4.3%	21.2%	0.3%	100.0%
EMBEZZLEMENT	75	1	EMBEZZLEMENT	63.3%	7.5%	29.2%		100.0%
EXTORTION/BLACKMAIL	7	1	EXTORTION/BLACKMAIL	4.6%	5.7%	89.7%		100.0%
FRAUD OFFENSES	261	12	FRAUD OFFENSES	6.7%	3.7%	88.8%	0.9%	100.0%
GAMBLING OFFENSES	2		GAMBLING OFFENSES	100.0%				100.0%
HOMICIDE OFFENSES	18		HOMICIDE OFFENSES	81.8%	13.6%	4.5%		100.0%
KIDNAPPING/ABDUCTION	112		KIDNAPPING/ABDUCTION	76.2%	3.4%	19.7%	0.7%	100.0%
LARCENY/THEFT OFFENSES	3,543	56	LARCENY/THEFT OFFENSES	23.8%	3.8%	72.0%	0.3%	100.0%
MOTOR VEHICLE THEFT	233	15	MOTOR VEHICLE THEFT	18.1%	6.9%	74.7%	0.2%	100.0%
PORNOGRAPHY/OBSCENE MATERIAL	74	6	PORNOGRAPHY/OBSCENE MATER..	32.8%	17.6%	49.2%	0.4%	100.0%
PROSTITUTION OFFENSES	13		PROSTITUTION OFFENSES	81.3%	6.3%	12.5%		100.0%
ROBBERY	205	2	ROBBERY	46.7%	6.1%	47.2%		100.0%
SEX OFFENSES, FORCIBLE	125	9	SEX OFFENSES, FORCIBLE	36.3%	13.0%	50.7%		100.0%
SEX OFFENSES, NONFORCIBLE	2		SEX OFFENSES, NONFORCIBLE	66.7%		33.3%		100.0%
STOLEN PROPERTY OFFENSES	37	3	STOLEN PROPERTY OFFENSES	69.0%	1.7%	29.3%		100.0%
WEAPON LAW VIOLATIONS	372	3	WEAPON LAW VIOLATIONS	52.4%	6.3%	40.7%	0.6%	100.0%
<b>Total</b>	10,638	241	<b>Total</b>	28.5%	4.1%	66.9%	0.5%	100.0%



May 2023

# **FAIRFAX COUNTY POLICE DEPARTMENT STATISTICAL REPORT**

## **CALLS FOR SERVICE**

- SERVICES RENDERED FOR COMMUNITY MEMBER CALLS & OFFICER INITIATED CALLS -



# FAIRFAX COUNTY POLICE DEPARTMENT STATISTICAL PACKAGE - CALLS FOR SERVICE YEARS: 2021 & 2022

May 2023

The Fairfax County Police Department gathers Calls For Service statistical data based on the date the call is entered into the FCPD Records Management System. There are three main categories of Calls For Service included in the number of Calls For Service for which FCPD has rendered service: Criminal, Service and Traffic.

**This report represents the Fairfax County Police Department's Calls For Service whether generated by a community member or self-initiated on the part of the officer. Calls For Service captured in this report include all dispositions and excludes calls with a description of Null or Miscellaneous.**

## CALLS FOR SERVICE CATEGORIES

**Calls For Service may include any of the following:**

### **CRIMINAL CALLS FOR SERVICE:**

Alcohol Beverage Control Violation, Abduction, Assault with Weapon, Bait Vehicle Incident, Bomb threat, Burglary, Destruction of Property, Disorderly Conduct, Domestic Violence, Driving While Intoxicated, Drunk In Public, Escape from Police Custody, Explosive Device, Fight, Firefighter in Immediate Danger, Forgery, Fraud, Graffiti, Identity Theft, Juvenile Case: Child Abuse, Larceny, Loitering, Loud Party, Missile into Occupied Dwelling/Vehicle, Murder, Narcotics Event, Noise Violation, Officer in Immediate Danger, Peeping, Prowler, Related to Financial Crimes, Robbery, Sex Offense, Shoplifting with Apprehension, Simple Assault, Solicitor Violation, Subject Pursuit, Telephone Harassment, Trespassing, Unlawful Entry, Vehicle Stolen/Recovery, Vehicle Tampering, Vehicle: Unauthorized Use, Vice Event, Weapon Discharge/Brandishing

### **SERVICE CALLS FOR SERVICE:**

Aircraft Crash/Emergency, Alarm, Animal Case, Animal Destruction, Biohazard Event, Civil Dispute, Critical Missing Person, Dead On Arrival/CPR in Progress, Domestic Dispute, Drowning, Emotionally Disturbed Person, Escort, Fire Assistance, Inspection: Code Compliance, Juvenile Case: Non-Specific, Juvenile Runaway, Lock Out, Lost/Found Property, Mental Patient Transport, Metro Train/Rail Emergency, Missing Adult, Missing Juvenile, Mobil Security Device, Notification: Dead Bird - West Nile, Open Door/Window, Organized Crimes Event, Overdose, Public Service, Pursuit, River Rescue, School Crossing, Service: Fire at the Jail, Stake Out, Subject Stop, Suicide, Suicide Attempt, Suicide Threat, Suspicious Event, Suspicious Noise, Suspicious Person, Suspicious Vehicle, Unknown Situation/Call For Help, Vessel Assistance - Marine Patrol, Vessel Stop, Warrant Service, Weapons of Mass Destruction

### **TRAFFIC CALLS FOR SERVICE:**

Abandoned Vehicle, Accident, Accident Non-DMV Reportable, Disabled/Stranded Motorist, Fatal Accident, Fire Department Vehicle Accident, Hazard in Roadway, Inoperative Vehicle on Private Property, Parking Violation, Road Check, Traffic Complaint/Violation, Traffic Control, Traffic Enforcement, Traffic Pursuit, Traffic Stop, Train Accident or Fire

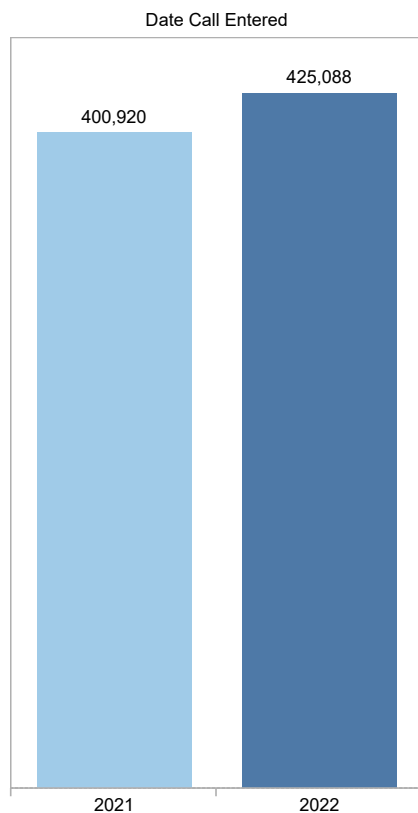


# FPCPD CALLS FOR SERVICE

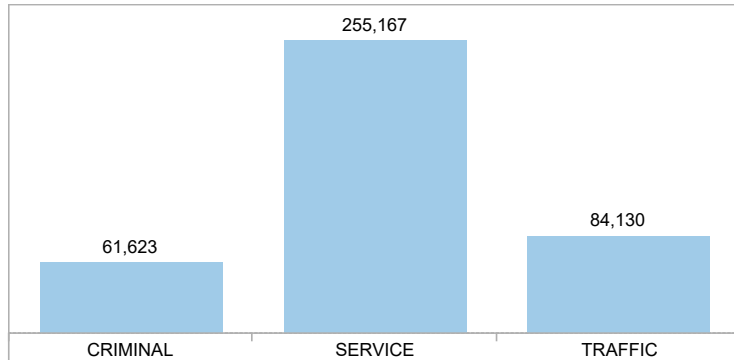
The Fairfax County Police Department Calls For Service statistics below are based on requests for police service as received by the call taker for community member calls and/or by the primary officer for officer initiated calls. Calls for service are tabulated by year based on the year the call was entered.

The below calls for service data excludes Court, Admin and Null event category and Miscellaneous Complaint and Null event descriptions.

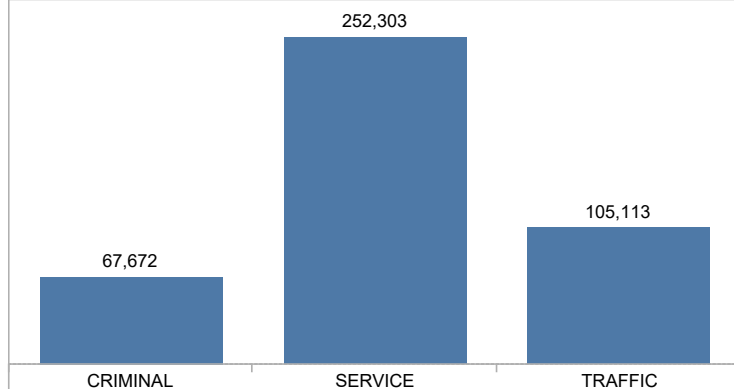
## CALLS FOR SERVICE



## 2021 CALLS FOR SERVICE



## 2022 CALLS FOR SERVICE



## 2021 CALLS FOR SERVICE BY STATION AND TYPE

	CRIMINAL	SERVICE	TRAFFIC	Grand Total
SULLY	4,387	20,432	10,969	35,788
MT VERNON	10,558	30,436	8,181	49,175
MCLEAN	9,091	34,842	11,649	55,582
MASON	10,132	31,148	11,683	52,963
RESTON	5,477	27,705	6,627	39,809
FRANCONIA	8,463	33,050	11,929	53,442
WEST SPRINGFIELD	6,206	31,908	11,382	49,496
FAIR OAKS	6,685	31,380	9,402	47,467
*OTHER	624	14,266	2,308	17,198
<b>Grand Total</b>	<b>61,623</b>	<b>255,167</b>	<b>84,130</b>	<b>400,920</b>

## 2022 CALLS FOR SERVICE BY STATION AND TYPE

	CRIMINAL	SERVICE	TRAFFIC	Grand Total
SULLY	4,892	20,940	13,292	39,124
MT VERNON	11,805	31,262	10,738	53,805
MCLEAN	9,701	34,313	13,753	57,767
MASON	11,000	32,434	14,813	58,247
RESTON	6,401	26,911	11,705	45,017
FRANCONIA	9,656	31,696	13,162	54,514
WEST SPRINGFIELD	6,900	30,878	12,654	50,432
FAIR OAKS	6,766	30,328	10,922	48,016
*OTHER	551	13,541	4,074	18,166
<b>Grand Total</b>	<b>67,672</b>	<b>252,303</b>	<b>105,113</b>	<b>425,088</b>

\*OTHER indicates data without a station indicated in the Records Management System.



# FCPD AVERAGE RESPONSE TIMES

## RESPONSE TIMES BY PRIORITY AND STATION

**Response Time** indicates the length of time elapsed (in minutes) from the time a call was entered by DPSC to the arrival of the (first) officer on scene.

**Priority 1:**

A life threatening event is occurring or has occurred

**Priority 2:**

Event of serious threat to property or public order or the possibility of escalating to life threatening exists

**Priority 3:**

Event is a threat to public safety or convenience

**Priority 4 thru 9:**

Routine or minor events, little or no threat to public safety, persons or property

*Response times have been filtered to exclude those responses with indicated values equal to 65 minutes or greater. This exclusion accounts for outlier values created when the first responding officer's time of arrival on scene has not been captured in a given event.*

### 2021 AVERAGE TIME (IN MINUTES) BY STATION AND PRIORITY

Station (group)	1	2	3	Grand Total
SULLY	5.5	8.3	9.1	9.0
MT VERNON	3.6	6.5	10.1	9.6
MCLEAN	5.1	8.0	11.3	10.9
MASON	4.1	6.2	8.8	8.5
RESTON	4.1	7.9	11.7	11.2
FRANCONIA	4.7	6.9	10.2	9.8
WEST SPRINGFIELD	5.1	8.2	11.9	11.4
FAIR OAKS	5.8	8.5	11.5	11.1
<b>Grand Total</b>	4.5	7.4	10.5	10.1

### 2022 AVERAGE TIME (IN MINUTES) BY STATION AND PRIORITY

Station (group)	1	2	3	Grand Total
SULLY	5.7	8.6	8.9	8.8
MT VERNON	3.9	6.9	10.3	9.8
MCLEAN	5.2	9.5	12.2	11.9
MASON	4.7	7.1	9.5	9.2
RESTON	6.6	8.6	10.0	9.8
FRANCONIA	4.0	7.6	10.4	10.0
WEST SPRINGFIELD	6.8	9.6	12.5	12.1
FAIR OAKS	5.6	9.0	11.5	11.2
<b>Grand Total</b>	4.9	8.2	10.6	10.3



# FCPD AVERAGE RESPONSE TIMES

## PRIORITY 1 RESPONSE TIMES BY HOUR BLOCK

**Response Time** indicates the length of time elapsed (in minutes) from the time a call was entered by DPSC to the arrival of the (first) officer on scene.

### Priority 1:

A life threatening event is occurring or has occurred

### Priority 2:

Event of serious threat to property or public order or the possibility of escalating to life threatening exists

### Priority 3:

Event is a threat to public safety or convenience

### Priority 4 thru 9:

Routine or minor events, little or no threat to public safety, persons or property

*Response times have been filtered to exclude those responses with indicated values equal to 65 minutes or greater. This exclusion accounts for outlier values created when the first responding officer's time of arrival on scene has not been captured in a given event.*

### 2021 AVERAGE TIME (IN MINUTES) BY STATION AND TIME

Station (group)	0600-0959	1000-1359	1400-1759	1800-2159	2200-0159	0200-0559	Grand Total
SULLY	5.0	6.6	6.0	5.5	4.6	4.3	5.5
MT VERNON	3.5	4.1	3.8	4.4	2.4	3.8	3.6
MCLEAN	6.8	3.4	6.7	4.4	4.5	5.3	5.1
MASON	6.7	4.4	5.5	3.8	2.7	2.8	4.1
RESTON	6.8	4.3	3.0	4.2	3.8	3.8	4.1
FRANCONIA	3.0	5.2	6.3	4.0	4.5	2.9	4.7
WEST SPRINGFIELD	5.2	6.4	4.9	6.2	3.0	5.2	5.1
FAIR OAKS	4.0	6.7	8.6	4.0	4.7	4.9	5.8
<b>Grand Total</b>	4.9	4.8	5.6	4.4	3.4	3.8	4.5

### 2022 AVERAGE TIME (IN MINUTES) BY STATION AND TIME

Station (group)	0600-0959	1000-1359	1400-1759	1800-2159	2200-0159	0200-0559	Grand Total
SULLY	4.5	4.8	4.9	5.2	8.0	5.4	5.7
MT VERNON	4.2	4.1	5.0	4.2	3.0	2.1	3.9
MCLEAN	9.8	6.6	4.5	6.0	4.3	3.6	5.2
MASON	4.2	5.4	6.5	4.0	3.5	3.2	4.7
RESTON	5.1	6.6	9.5	6.2	5.5	5.0	6.6
FRANCONIA	6.5	4.4	3.9	3.1	3.8	4.0	4.0
WEST SPRINGFIELD	4.0	5.3	11.4	5.5	5.9	5.6	6.8
FAIR OAKS	4.3	7.4	6.7	5.7	3.8	4.5	5.6
<b>Grand Total</b>	4.9	5.2	5.9	4.6	4.2	3.8	4.9



May 2023

# **FAIRFAX COUNTY POLICE DEPARTMENT STATISTICAL REPORT**

## **ARRESTS & CITATIONS**



# FAIRFAX COUNTY POLICE DEPARTMENT STATISTICAL PACKAGE - ARRESTS & CITATIONS YEARS: 2021 & 2022

May 2023

The Fairfax County Police Department gathers statistical data based on the Virginia State Police Uniform Crime Reporting Incident Based Reporting (IBR) system. Information relating to two different levels of offenses is collected by the IBR system. The most serious offenses are designated as Group "A" offenses; the less serious offenses are designated as Group "B" offenses. A maximum of 10 offenses per incident may be reported.

The use of named Districts indicates arrests made within the particular police district's geographical boundaries regardless of officer assignment. This data is not reflective of Board of Supervisor District boundaries.

**Arrest numbers are based on the number of charges, not the number of individuals taken into custody.**

*FCPD began capturing the Group B category Runaway (Juvenile Runaway) as arrests in 2012. Runaways are the only non-criminal category contained within arrest statistics.*

## GROUP A IBR ARREST CATEGORIES

**All Other Offenses (Except Traffic)**  
**Animal Cruelty**  
**Arson**  
**Assault Offenses:** *Aggravated Assault, Simple Assault, Intimidation*  
**Bribery**  
**Burglary/Breaking and Entering**  
**Counterfeiting/Forgery**  
**Destruction/Damage/Vandalism of Property**  
**Drug/Narcotic Offenses:** *Drug/Narcotic Violations, Drug Equipment Violations*  
**Embezzlement**  
**Extortion/Blackmail**  
**Fraud Offenses:** *False Pretenses/Swindle/Confidence Game, Credit Card/Automatic Teller Machine Fraud, Impersonation, Welfare Fraud, Wire Fraud*  
**Gambling Offenses:** *Betting/Watering, Operating/Promoting/Assisting Gambling, Gambling Equipment Violations, Sports Tampering*  
**Homicide Offenses:** *Murder and Nonnegligent Manslaughter, Negligent Manslaughter*  
**Human Trafficking**  
**Kidnapping/Abduction**  
**Larceny/Theft Offenses:** *Pocket-picking, Purse-snatching, Shoplifting, Theft from Building, Theft from Coin-Operated Machine or Device, Theft from Motor Vehicle, Theft of Motor Vehicle Parts or Accessories, All Other Larceny*

**Motor Vehicle Theft**  
**Pornography/Obscene Material**  
**Prostitution Offenses:** *Prostitution, Assisting or Promoting Prostitution, Purchasing Prostitution*  
**Robbery**  
**Sex Offenses, Forcible:** *Forcible Rape, Forcible Sodomy, Sexual Assault With An Object, Forcible Fondling*  
**Sex Offenses, Nonforcible:** *Incest, Statutory Rape*  
**Stolen Property Offenses**  
**Weapon Law Violations**

## GROUP B IBR ARREST CATEGORIES

**All Other Offenses**  
**Bad Checks**  
**Conspiracy to Commit Group A Offense**  
**Curfew/Loitering/Vagrancy Violations**  
**Disorderly Conduct**  
**Driving Under the Influence**  
**Drunkenness**  
**Family Offenses, Nonviolent**  
**Liquor Law Violations**  
**Peeping Tom**  
**Runaway**  
**Trespass of Real Property**

## NON-IBR REPORTABLE ARRESTS\*

\*In May of 2016, FCPD changed documentation of some Non-IBR Reportable offense types so that they were no longer classified as an arrest but as a citation.





# FCPD ARREST STATISTICS

(number of charges by age group - juvenile vs adult)

Year of Arrest Date	UNDER 18	18 OR OLDER	UNKNOWN
2021	1,223	19,965	346
2022	2,470	25,579	141

IBR CATEGORY	2021				2022			
	UNDER 18	18 OR OLDER	UNKNOWN	Total	UNDER 18	18 OR OLDER	UNKNOWN	Total
ARSON	1	6		7		7		7
ASSAULT OFFENSES	164	2,636	85	2,885	315	3,420	49	3,784
BAD CHECKS		36	1	37		15	1	16
BRIBERY		4		4		1		1
BURGLARY/BREAKING & ENTERING	42	179	1	222	17	264		281
CONSPIRACY TO COMMIT GROUP A OFFENSE	1	27	1	29	6	48		54
COUNTERFEITING/FORGERY	1	365	1	367	12	467	3	482
CURFEW/LOITERING/VAGRANCY VIOLATIONS		1		1				
DESTRUCTION/DAMAGE/VANDALISM OF PROPERTY	69	638	19	726	110	828	5	943
DISORDERLY CONDUCT	8	156	2	166	7	220	1	228
DRIVING UNDER THE INFLUENCE	8	1,319	16	1,343	11	1,332	4	1,347
DRUG/NARCOTIC OFFENSES	53	1,469	21	1,543	138	1,617		1,755
DRUNKENNESS	17	1,647	17	1,681	24	2,305	7	2,336
EMBEZZLEMENT	3	141	8	152	1	128	1	130
EXTORTION/BLACKMAIL		3		3	2	7		9
FAMILY OFFENSES, NON-VIOLENT		49		49	9	76		85
FRAUD OFFENSES	49	846	12	907	80	1,144	3	1,227
GAMBLING OFFENSES		5		5	2	2		4
HOMICIDE OFFENSES		31		31	1	27		28
901	7			7	8			8
KIDNAPPING/ABDUCTION	5	143	3	151	7	206	2	215
LARCENY/THEFT OFFENSES	290	2,664	86	3,040	913	4,062	47	5,022
LIQUOR LAW VIOLATIONS	34	158	2	194	35	285		320
MOTOR VEHICLE THEFT	48	172	4	224	33	219	2	254
PEEPING TOM		2		2		15		15
PORNOGRAPHY/OBSCENE MATERIAL	5	358	11	374	18	568		586
PROSTITUTION OFFENSES		7	1	8		18		18
ROBBERY	30	146	2	178	52	238		290
SEX OFFENSES, FORCIBLE	14	350	2	366	19	190		209
SEX OFFENSES, NON-FORCIBLE		21		21	1	14		15
STOLEN PROPERTY OFFENSES	11	133		144	21	135	7	163
TRESPASS OF REAL PROPERTY	86	568	11	665	161	933	1	1,095
WEAPON LAW VIOLATIONS	54	422	4	480	92	477		569
ALL OTHER OFFENSES	165	3,875	26	4,066	326	5,004	6	5,336
NON-REPORTABLE	58	1,367	9	1,434	47	1,290	2	1,339
NULL			1	1	2			2
40C		5		5		5		5
64A		16		16		12		12
<b>TOTAL</b>	<b>1,223</b>	<b>19,965</b>	<b>346</b>	<b>21,534</b>	<b>2,470</b>	<b>25,579</b>	<b>141</b>	<b>28,190</b>

\*In May of 2016, FCPD changed documentation of some Non-IBR Reportable offense types so that they were no longer being classified as an arrest but classified as a citation.



# FCPD ARREST STATISTICS - SULLY DISTRICT

(number of charges by age group - juvenile vs adult)

Year of Arrest Date	UNDER 18	18 OR OLDER	UNKNOWN
2021	89	1,604	36
2022	129	1,872	11

IBR CATEGORY	2021				2022			
	UNDER 18	18 OR OLDER	UNKNOWN	Total	UNDER 18	18 OR OLDER	UNKNOWN	Total
ASSAULT OFFENSES	15	198	12	225	24	264	2	290
BAD CHECKS						4		4
BURGLARY/BREAKING & ENTERING	1	7		8	1	24		25
CONSPIRACY TO COMMIT GROUP A OFFENSE		1		1				
COUNTERFEITING/FORGERY	1	17		18		13		13
DESTRUCTION/DAMAGE/VANDALISM OF PROPERTY	1	44	1	46	10	85	1	96
DISORDERLY CONDUCT	1	10	1	12		21		21
DRIVING UNDER THE INFLUENCE	1	170	2	173	2	160		162
DRUG/NARCOTIC OFFENSES	8	225	2	235	6	138		144
DRUNKENNESS	2	156	1	159	2	227	2	231
EMBEZZLEMENT	2	12		14		9		9
EXTORTION/BLACKMAIL						1		1
FAMILY OFFENSES, NON-VIOLENT		7		7	1	13		14
FRAUD OFFENSES	5	54	3	62	5	63		68
HOMICIDE OFFENSES		1		1		1		1
90I	1			1	1			1
KIDNAPPING/ABDUCTION		11		11		15		15
LARCENY/THEFT OFFENSES	17	112	9	138	22	159	5	186
LIQUOR LAW VIOLATIONS	4	31		35	11	93		104
MOTOR VEHICLE THEFT		12		12	2	13		15
PEEPING TOM		1		1		1		1
PORNOGRAPHY/OBSCENE MATERIAL	2	14		16		5		5
PROSTITUTION OFFENSES		4		4		13		13
ROBBERY		4		4		4		4
SEX OFFENSES, FORCIBLE		13		13	1	8		9
SEX OFFENSES, NON-FORCIBLE		2		2				
STOLEN PROPERTY OFFENSES		9		9		2		2
TRESPASS OF REAL PROPERTY	11	20	1	32	9	77		86
WEAPON LAW VIOLATIONS	2	54	1	57	7	28		35
ALL OTHER OFFENSES	9	215	2	226	20	277	1	298
NON-REPORTABLE	6	198	1	205	5	150		155
40C						2		2
64A		2		2		2		2
<b>TOTAL</b>	<b>89</b>	<b>1,604</b>	<b>36</b>	<b>1,729</b>	<b>129</b>	<b>1,872</b>	<b>11</b>	<b>2,012</b>

\*In May of 2016, FCPD changed documentation of some Non-IBR Reportable offense types so that they were no longer being classified as an arrest but classified as a citation.



# FCPD ARREST STATISTICS - MT VERNON DISTRICT

(number of charges by age group - juvenile vs adult)

Year of Arrest Date	UNDER 18	18 OR OLDER	UNKNOWN
2021	109	2,991	36
2022	242	3,595	11

IBR CATEGORY	2021				2022			
	UNDER 18	18 OR OLDER	UNKNOWN	Total	UNDER 18	18 OR OLDER	UNKNOWN	Total
ARSON	1	1		2				
ASSAULT OFFENSES	29	523	11	563	48	570	1	619
BAD CHECKS		1		1				
BURGLARY/BREAKING & ENTERING	1	17		18	2	38		40
COUNTERFEITING/FORGERY		40		40		63	1	64
DESTRUCTION/DAMAGE/VANDALISM OF PROPERTY	3	134	3	140	9	149		158
DISORDERLY CONDUCT		51		51		43		43
DRIVING UNDER THE INFLUENCE	1	149	1	151		151		151
DRUG/NARCOTIC OFFENSES	3	195	1	199	40	281		321
DRUNKENNESS	3	242	2	247	8	313	1	322
EMBEZZLEMENT		8		8		9		9
FAMILY OFFENSES, NON-VIOLENT		8		8		7		7
FRAUD OFFENSES	2	100		102	4	129	1	134
HOMICIDE OFFENSES		5		5		5		5
90I	2			2	1			1
KIDNAPPING/ABDUCTION	2	21		23	2	27		29
LARCENY/THEFT OFFENSES	23	492	16	531	24	583	6	613
LIQUOR LAW VIOLATIONS	2	6		8	2	10		12
MOTOR VEHICLE THEFT	5	23	1	29	8	42		50
PEEPING TOM						1		1
PORNOGRAPHY/OBSCENE MATERIAL		41		41		38		38
ROBBERY	4	20		24	6	42		48
SEX OFFENSES, FORCIBLE	1	11		12	1	9		10
SEX OFFENSES, NON-FORCIBLE		5		5				
STOLEN PROPERTY OFFENSES		19		19	5	23		28
TRESPASS OF REAL PROPERTY	6	125		131	20	182		202
WEAPON LAW VIOLATIONS	6	49		55	15	129		144
ALL OTHER OFFENSES	12	499	1	512	43	576	1	620
NON-REPORTABLE	3	206		209	3	173		176
NULL					1			1
64A						2		2
<b>TOTAL</b>	109	2,991	36	3,136	242	3,595	11	3,848

\*In May of 2016, FCPD changed documentation of some Non-IBR Reportable offense types so that they were no longer being classified as an arrest but classified as a citation.



# FCPD ARREST STATISTICS - MCLEAN DISTRICT

(number of charges by age group - juvenile vs adult)

Year of Arrest Date	UNDER 18	18 OR OLDER	UNKNOWN
2021	165	2,147	56
2022	719	3,719	35

IBR CATEGORY	2021				2022			
	UNDER 18	18 OR OLDER	UNKNOWN	Total	UNDER 18	18 OR OLDER	UNKNOWN	Total
ARSON						1		1
ASSAULT OFFENSES	13	230	9	252	49	409	12	470
BAD CHECKS		5		5				
BRIBERY		1		1		1		1
BURGLARY/BREAKING & ENTERING	4	10		14	1	17		18
CONSPIRACY TO COMMIT GROUP A OFFENSE		3	1	4	3	23		26
COUNTERFEITING/FORGERY		92		92	2	149	2	153
CURFEW/LOITERING/VAGRANCY VIOLATIONS		1		1				
DESTRUCTION/DAMAGE/VANDALISM OF PROPERTY	7	77	3	87	20	85		105
DISORDERLY CONDUCT		24		24	2	18		20
DRIVING UNDER THE INFLUENCE		142	4	146	4	165		169
DRUG/NARCOTIC OFFENSES	3	135		138	19	163		182
DRUNKENNESS	1	172	4	177	4	310		314
EMBEZZLEMENT		13	1	14		24	1	25
EXTORTION/BLACKMAIL		2		2				
FAMILY OFFENSES, NON-VIOLENT		9		9	1	4		5
FRAUD OFFENSES	7	101	2	110	37	250		287
HOMICIDE OFFENSES					1	1		2
90I					1			1
KIDNAPPING/ABDUCTION		10	1	11		32	1	33
LARCENY/THEFT OFFENSES	98	508	19	625	413	1,058	17	1,488
LIQUOR LAW VIOLATIONS	6	8	2	16	16	24		40
MOTOR VEHICLE THEFT	4	7		11	3	18	2	23
PORNOGRAPHY/OBSCENE MATERIAL		36		36		38		38
PROSTITUTION OFFENSES						1		1
ROBBERY	3	4		7	6	36		42
SEX OFFENSES, FORCIBLE		13		13		6		6
SEX OFFENSES, NON-FORCIBLE						1		1
STOLEN PROPERTY OFFENSES		11		11	6	20		26
TRESPASS OF REAL PROPERTY	3	89	3	95	27	177		204
WEAPON LAW VIOLATIONS	5	25		30	18	40		58
ALL OTHER OFFENSES	9	274	3	286	73	493		566
NON-REPORTABLE	2	144	4	150	12	154		166
NULL					1			1
40C						1		1
64A		1		1				
<b>TOTAL</b>	<b>165</b>	<b>2,147</b>	<b>56</b>	<b>2,368</b>	<b>719</b>	<b>3,719</b>	<b>35</b>	<b>4,473</b>

\*In May of 2016, FCPD changed documentation of some Non-IBR Reportable offense types so that they were no longer being classified as an arrest but classified as a citation.



# FCPD ARREST STATISTICS - MASON DISTRICT

(number of charges by age group - juvenile vs adult)

Year of Arrest Date	UNDER 18	18 OR OLDER	UNKNOWN
2021	292	2,750	30
2022	246	4,004	21

IBR CATEGORY	2021				2022			
	UNDER 18	18 OR OLDER	UNKNOWN	Total	UNDER 18	18 OR OLDER	UNKNOWN	Total
ARSON		2		2		3		3
ASSAULT OFFENSES	29	399	4	432	54	571	11	636
BRIBERY		1		1				
BURGLARY/BREAKING & ENTERING	13	10		23	2	30		32
CONSPIRACY TO COMMIT GROUP A OFFENSE		3		3	2	2		4
COUNTERFEITING/FORGERY		25		25	3	50		53
DESTRUCTION/DAMAGE/VANDALISM OF PROPERTY	20	92	1	113	5	111	2	118
DISORDERLY CONDUCT	4	23		27		50		50
DRIVING UNDER THE INFLUENCE		275	2	277	2	262	3	267
DRUG/NARCOTIC OFFENSES	18	179	10	207	27	320		347
DRUNKENNESS	4	424	1	429	2	579	1	582
EMBEZZLEMENT	1	12	1	14	1	14		15
EXTORTION/BLACKMAIL						1		1
FAMILY OFFENSES, NON-VIOLENT		4		4	1	11		12
FRAUD OFFENSES	8	114	3	125	8	118		126
GAMBLING OFFENSES		5		5		2		2
HOMICIDE OFFENSES		2		2		3		3
901	2			2	3			3
KIDNAPPING/ABDUCTION		14		14	3	30	1	34
LARCENY/THEFT OFFENSES	28	237	3	268	27	406	2	435
LIQUOR LAW VIOLATIONS	9	69		78		60		60
MOTOR VEHICLE THEFT	20	14	1	35	2	22		24
PEEPING TOM						5		5
PORNOGRAPHY/OBSCENE MATERIAL	1	2		3		45		45
PROSTITUTION OFFENSES						1		1
ROBBERY	11	18		29	2	41		43
SEX OFFENSES, FORCIBLE		11		11		28		28
SEX OFFENSES, NON-FORCIBLE						1		1
STOLEN PROPERTY OFFENSES	3	9		12	1	16		17
TRESPASS OF REAL PROPERTY	20	122	2	144	15	218		233
WEAPON LAW VIOLATIONS	15	37		52	12	91		103
ALL OTHER OFFENSES	70	424	1	495	64	693		757
NON-REPORTABLE	16	222	1	239	10	216	1	227
40C						1		1
64A		1		1		3		3
<b>TOTAL</b>	<b>292</b>	<b>2,750</b>	<b>30</b>	<b>3,072</b>	<b>246</b>	<b>4,004</b>	<b>21</b>	<b>4,271</b>

\*In May of 2016, FCPD changed documentation of some Non-IBR Reportable offense types so that they were no longer being classified as an arrest but classified as a citation.



# FCPD ARREST STATISTICS - RESTON DISTRICT

(number of charges by age group - juvenile vs adult)

Year of Arrest Date	UNDER 18	18 OR OLDER	UNKNOWN
2021	84	1,032	23
2022	128	1,553	9

IBR CATEGORY	2021				2022			
	UNDER 18	18 OR OLDER	UNKNOWN	Total	UNDER 18	18 OR OLDER	UNKNOWN	Total
ARSON						1		1
ASSAULT OFFENSES	11	187	7	205	15	265	5	285
BAD CHECKS		11		11				
BURGLARY/BREAKING & ENTERING		13		13	2	25		27
CONSPIRACY TO COMMIT GROUP A OFFENSE		2		2		1		1
COUNTERFEITING/FORGERY		7	1	8		20		20
DESTRUCTION/DAMAGE/VANDALISM OF PROPERTY	8	48	2	58	7	64		71
DISORDERLY CONDUCT		14		14	3	18		21
DRIVING UNDER THE INFLUENCE		89	3	92		113	1	114
DRUG/NARCOTIC OFFENSES	5	76	1	82	14	100		114
DRUNKENNESS	4	116	4	124		183		183
EMBEZZLEMENT		4		4		4		4
FAMILY OFFENSES, NON-VIOLENT		3		3		7		7
FRAUD OFFENSES	13	44		57	4	69		73
HOMICIDE OFFENSES		2		2				
90I					1			1
KIDNAPPING/ABDUCTION	1	7		8		11		11
LARCENY/THEFT OFFENSES	3	86	2	91	15	148	2	165
LIQUOR LAW VIOLATIONS	3	9		12	3	55		58
MOTOR VEHICLE THEFT	2	9		11	5	10		15
PEEPING TOM						3		3
PORNOGRAPHY/OBSCENE MATERIAL		5		5		35		35
ROBBERY	5	6		11	2	6		8
SEX OFFENSES, FORCIBLE		6		6		2		2
STOLEN PROPERTY OFFENSES		9		9	1	8		9
TRESPASS OF REAL PROPERTY	10	51		61	25	68		93
WEAPON LAW VIOLATIONS	7	26		33	5	26		31
ALL OTHER OFFENSES	10	138	3	151	23	221	1	245
NON-REPORTABLE	2	64		66	3	90		93
<b>TOTAL</b>	<b>84</b>	<b>1,032</b>	<b>23</b>	<b>1,139</b>	<b>128</b>	<b>1,553</b>	<b>9</b>	<b>1,690</b>

\*In May of 2016, FCPD changed documentation of some Non-IBR Reportable offense types so that they were no longer being classified as an arrest but classified as a citation.



# FCPD ARREST STATISTICS - FRANCONIA DISTRICT

(number of charges by age group - juvenile vs adult)

Year of Arrest Date	UNDER 18	18 OR OLDER	UNKNOWN
2021	207	2,508	47
2022	588	3,021	12

IBR CATEGORY	2021				2022			
	UNDER 18	18 OR OLDER	UNKNOWN	Total	UNDER 18	18 OR OLDER	UNKNOWN	Total
ASSAULT OFFENSES	18	300	12	330	49	397	5	451
BAD CHECKS		1		1			1	1
BRIBERY		2		2				2
BURGLARY/BREAKING & ENTERING	7	30		37	7	12		19
CONSPIRACY TO COMMIT GROUP A OFFENSE		7		7				7
COUNTERFEITING/FORGERY		24		24	1	29		30
DESTRUCTION/DAMAGE/VANDALISM OF PROPERTY	13	69	3	85	17	86		103
DISORDERLY CONDUCT	1	11	1	13	1	26		27
DRIVING UNDER THE INFLUENCE	1	162	2	165	1	189		190
DRUG/NARCOTIC OFFENSES	2	212	2	216	12	190		202
DRUNKENNESS	1	280	1	282	1	405		406
EMBEZZLEMENT		19		19		14		14
FAMILY OFFENSES, NON-VIOLENT		5		5	4	14		18
FRAUD OFFENSES	7	59		66	16	86	1	103
GAMBLING OFFENSES					2			2
HOMICIDE OFFENSES						2		2
90I	1			1				1
KIDNAPPING/ABDUCTION		20		20		24		24
LARCENY/THEFT OFFENSES	99	537	19	655	361	688	5	1,054
LIQUOR LAW VIOLATIONS	2	6		8	3	20		23
MOTOR VEHICLE THEFT	2	19		21	10	25		35
PEEPING TOM						1		1
PORNOGRAPHY/OBSCENE MATERIAL		20		20	1	3		4
PROSTITUTION OFFENSES		1		1		1		1
ROBBERY	1	11		12	9	25		34
SEX OFFENSES, FORCIBLE		19		19		9		9
SEX OFFENSES, NON-FORCIBLE		3		3		3		3
STOLEN PROPERTY OFFENSES	3	11		14	2	18		20
TRESPASS OF REAL PROPERTY	18	79	2	99	26	123		149
WEAPON LAW VIOLATIONS	3	72		75	14	33		47
ALL OTHER OFFENSES	21	365	4	390	46	430		476
NON-REPORTABLE	7	160		167	5	168		173
NULL			1	1				1
40C		2		2				2
64A		2		2				2
<b>TOTAL</b>	<b>207</b>	<b>2,508</b>	<b>47</b>	<b>2,762</b>	<b>588</b>	<b>3,021</b>	<b>12</b>	<b>3,621</b>

\*In May of 2016, FCPD changed documentation of some Non-IBR Reportable offense types so that they were no longer being classified as an arrest but classified as a citation.



# FCPD ARREST STATISTICS - WEST SPRINGFIELD DISTRICT

(number of charges by age group - juvenile vs adult)

Year of Arrest Date	UNDER 18	18 OR OLDER	UNKNOWN
2021	90	998	21
2022	114	1,197	6

IBR CATEGORY	2021				2022			
	UNDER 18	18 OR OLDER	UNKNOWN	Total	UNDER 18	18 OR OLDER	UNKNOWN	Total
ASSAULT OFFENSES	20	247	8	275	18	239	3	260
BURGLARY/BREAKING & ENTERING		6		6	1	27		28
COUNTERFEITING/FORGERY		6		6		8		8
DESTRUCTION/DAMAGE/VANDALISM OF PROPERTY	6	36	2	44	13	59		72
DISORDERLY CONDUCT	1	8		9	1	6		7
DRIVING UNDER THE INFLUENCE	2	112		114		102		102
DRUG/NARCOTIC OFFENSES	8	57		65	12	62		74
DRUNKENNESS	1	90		91	5	101	2	108
EMBEZZLEMENT		6		6		6		6
EXTORTION/BLACKMAIL					1			1
FAMILY OFFENSES, NON-VIOLENT		1		1	1	1		2
FRAUD OFFENSES	2	24	1	27	2	23		25
HOMICIDE OFFENSES		5		5		1		1
901	1			1	1			1
KIDNAPPING/ABDUCTION	1	13		14	1	14		15
LARCENY/THEFT OFFENSES	3	40	7	50	6	121		127
LIQUOR LAW VIOLATIONS	2	1		3		4		4
MOTOR VEHICLE THEFT	6	9	2	17	2	6		8
PEEPING TOM						2		2
PORNOGRAPHY/OBSCENE MATERIAL	1	12		13		102		102
ROBBERY		4		4	6	7		13
SEX OFFENSES, FORCIBLE	3	19		22		11		11
STOLEN PROPERTY OFFENSES	1	3		4	4	7		11
TRESPASS OF REAL PROPERTY	11	23	1	35	17	21		38
WEAPON LAW VIOLATIONS	1	34		35	3	31		34
ALL OTHER OFFENSES	11	152		163	17	161		178
NON-REPORTABLE	9	90		99	3	75	1	79
<b>TOTAL</b>	<b>90</b>	<b>998</b>	<b>21</b>	<b>1,109</b>	<b>114</b>	<b>1,197</b>	<b>6</b>	<b>1,317</b>

\*In May of 2016, FCPD changed documentation of some Non-IBR Reportable offense types so that they were no longer being classified as an arrest but classified as a citation.





# FCPD ARREST STATISTICS - FAIR OAKS DISTRICT

(number of charges by age group - juvenile vs adult)

Year of Arrest Date	18 OR OLDER	UNDER 18	UNKNOWN
2021	4,771	137	82
2022	5,418	234	29

IBR CATEGORY	2021				2022			
	UNDER 18	18 OR OLDER	UNKNOWN	Total	UNDER 18	18 OR OLDER	UNKNOWN	Total
ARSON		3		3		1		1
ASSAULT OFFENSES	18	487	19	524	51	596	10	657
BAD CHECKS		18		18		11		11
BURGLARY/BREAKING & ENTERING	16	59	1	76	1	62		63
CONSPIRACY TO COMMIT GROUP A OFFENSE	1	5		6		17		17
COUNTERFEITING/FORGERY		112		112		108		108
DESTRUCTION/DAMAGE/VANDALISM OF PROPERTY	5	128	4	137	19	153	2	174
DISORDERLY CONDUCT		15		15		31	1	32
DRIVING UNDER THE INFLUENCE	2	116	2	120	2	89		91
DRUG/NARCOTIC OFFENSES	2	273	5	280	5	276		281
DRUNKENNESS		102	3	105	1	128	1	130
EMBEZZLEMENT		62	6	68		47		47
EXTORTION/BLACKMAIL		1		1		4		4
FAMILY OFFENSES, NON-VIOLENT		9		9	1	17		18
FRAUD OFFENSES	4	287	3	294	1	311	1	313
HOMICIDE OFFENSES		12		12		11		11
KIDNAPPING/ABDUCTION	1	38		39	1	43		44
LARCENY/THEFT OFFENSES	17	507	10	534	33	770	10	813
LIQUOR LAW VIOLATIONS	1	14		15		13		13
MOTOR VEHICLE THEFT	6	56		62	1	61		62
PEEPING TOM		1		1		1		1
PORNOGRAPHY/OBSCENE MATERIAL	1	224	11	236	17	284		301
PROSTITUTION OFFENSES		2	1	3		1		1
ROBBERY	5	56	1	62	19	58		77
SEX OFFENSES, FORCIBLE	10	240	2	252	15	110		125
SEX OFFENSES, NON-FORCIBLE		11		11	1	5		6
STOLEN PROPERTY OFFENSES	4	50		54		32		32
TRESPASS OF REAL PROPERTY	5	55	2	62	22	49	1	72
WEAPON LAW VIOLATIONS	15	86	2	103	12	65		77
ALL OTHER OFFENSES	19	1,573	8	1,600	27	1,911	3	1,941
NON-REPORTABLE	5	157	2	164	5	147		152
40C		2		2		1		1
64A		10		10		5		5
<b>TOTAL</b>	<b>137</b>	<b>4,771</b>	<b>82</b>	<b>4,990</b>	<b>234</b>	<b>5,418</b>	<b>29</b>	<b>5,681</b>

\*In May of 2016, FCPD changed documentation of some Non-IBR Reportable offense types so that they were no longer being classified as an arrest but classified as a citation.



# FCPD ARREST STATISTICS - OTHER - NO DISTRICT INDICATED ON REPORT

(number of charges by age group - juvenile vs adult)

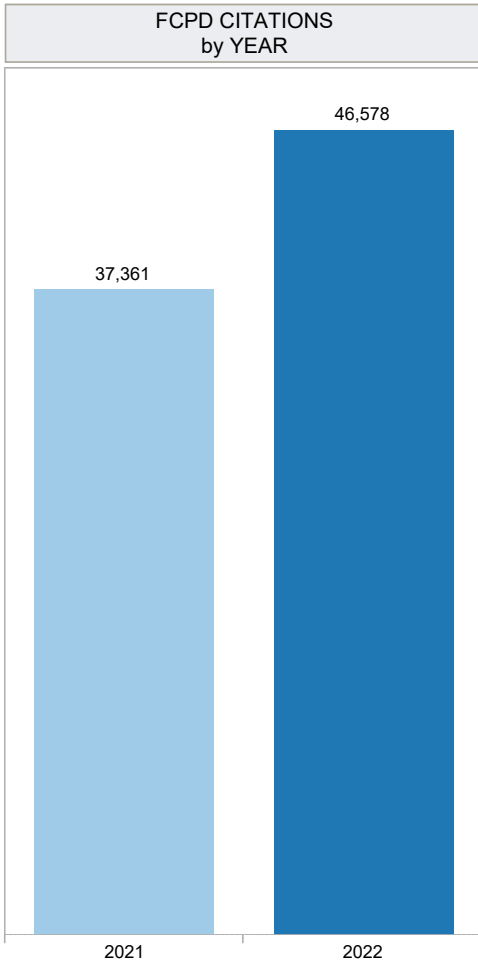
Year of Arrest Date	UNDER 18	18 OR OLDER	UNKNOWN
2021	50	1,164	15
2022	70	1,200	7

IBR CATEGORY	2021				2022			
	UNDER 18	18 OR OLDER	UNKNOWN	Total	UNDER 18	18 OR OLDER	UNKNOWN	Total
ARSON						1		1
ASSAULT OFFENSES	11	65	3	79	7	109		116
BAD CHECKS			1	1				
BURGLARY/BREAKING & ENTERING		27		27		29		29
CONSPIRACY TO COMMIT GROUP A OFFENSE		6		6	1	5		6
COUNTERFEITING/FORGERY		42		42	6	27		33
DESTRUCTION/DAMAGE/VANDALISM OF PROPERTY	6	10		16	10	36		46
DISORDERLY CONDUCT	1			1		7		7
DRIVING UNDER THE INFLUENCE	1	104		105		101		101
DRUG/NARCOTIC OFFENSES	4	117		121	3	87		90
DRUNKENNESS	1	65	1	67	1	59		60
EMBEZZLEMENT		5		5		1		1
EXTORTION/BLACKMAIL					1	1		2
FAMILY OFFENSES, NON-VIOLENT		3		3		2		2
FRAUD OFFENSES	1	63		64	3	95		98
HOMICIDE OFFENSES		4		4		3		3
KIDNAPPING/ABDUCTION		9	2	11		10		10
LARCENY/THEFT OFFENSES	2	145	1	148	12	129		141
LIQUOR LAW VIOLATIONS	5	14		19		6		6
MOTOR VEHICLE THEFT	3	23		26		22		22
PEEPING TOM						1		1
PORNOGRAPHY/OBSCENE MATERIAL		4		4		18		18
PROSTITUTION OFFENSES						1		1
ROBBERY	1	23	1	25	2	19		21
SEX OFFENSES, FORCIBLE		18		18	2	7		9
SEX OFFENSES, NON-FORCIBLE						4		4
STOLEN PROPERTY OFFENSES		12		12	2	9	7	18
TRESPASS OF REAL PROPERTY	2	4		6		18		18
WEAPON LAW VIOLATIONS		39	1	40	6	34		40
ALL OTHER OFFENSES	4	235	4	243	13	242		255
NON-REPORTABLE	8	126	1	135	1	117		118
40C		1		1				
<b>TOTAL</b>	<b>50</b>	<b>1,164</b>	<b>15</b>	<b>1,229</b>	<b>70</b>	<b>1,200</b>	<b>7</b>	<b>1,277</b>

\*In May of 2016, FCPD changed documentation of some Non-IBR Reportable offense types so that they were no longer being classified as an arrest but classified as a citation.



# FCPD CITATIONS



**FCPD CITATIONS by AGE GROUP**

	UNDER 18	18 OR OLDER	UNKNOWN
2021	360	36,984	17
2022	604	45,957	17

In 2016, Brazos, a new ticket system, was implemented and is being utilized by some officers and divisions. Geographical citation breakdowns are unavailable.