

September 4, 2024

Fairfax Co. (VA) Police - Post-Contact

Owner My90

Controls & Filters Aug 1, 2024 - Aug 31, 2024



FAIRFAX COUNTY POLICE DEPARTMENT

POWERED BY **my90**
by AXON

Summary (All-Time)

- / 86% Post-Contact Score
- / 90,691 All-time Sends
- / 21,751 Responses
- / 24.0% Response Rate
- / Dataset last updated 15 hours ago

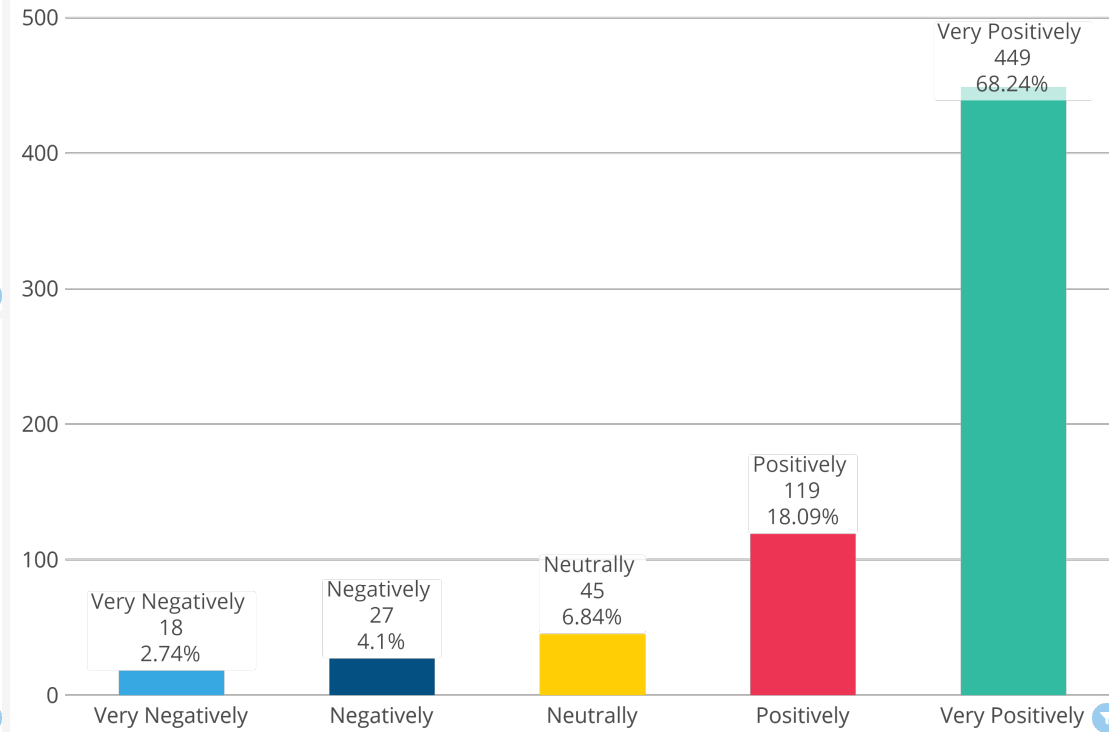
Number of Responses

874

(8/1/2024 - 8/31/2024 vs 60 days ago)
Prior Month 1,107

↓ -21.05%

Based on your interaction, how do you view Fairfax Co. PD?



BADGES EARNED



Select Age Group

Select ▼

No data in filtered range

Select Gender

Select ▼

Select Interaction Type

Select ▼



COMMUNITY SENTIMENT

86% Positive view of agency | ↗ 1% Last 30 Days vs. 60 Days
Prior Month 85%



92% Felt they were treated with respect | ↗ 2% Last 30 Days vs. 60 Days
Prior Month 91%



90% Felt they were treated fairly | ↗ 1% Last 30 Days vs. 60 Days
Prior Month 89%



90% Felt they were listened to | ↗ 1% Last 30 Days vs Last 60 Days
Prior Month 89%



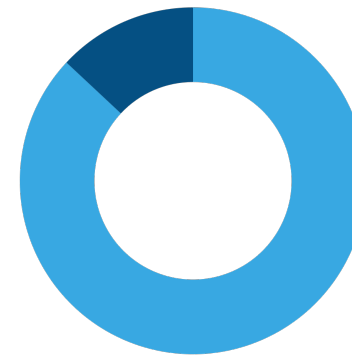
91% Understood what they were told | ↗ 1% Last 30 Days vs Last 60 Days
Prior Month 91%



88% had their questions answered | ↗ 3% Last 30 Days vs Last 60 Days
Prior Month 86%



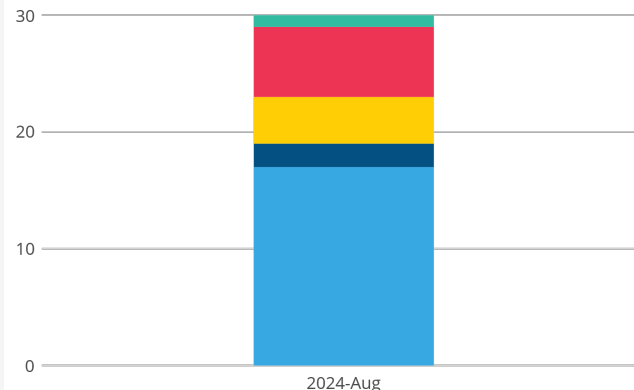
Did you receive the help you needed?



Total
590

What was the main reason you didn't receive the help you needed?

by Month



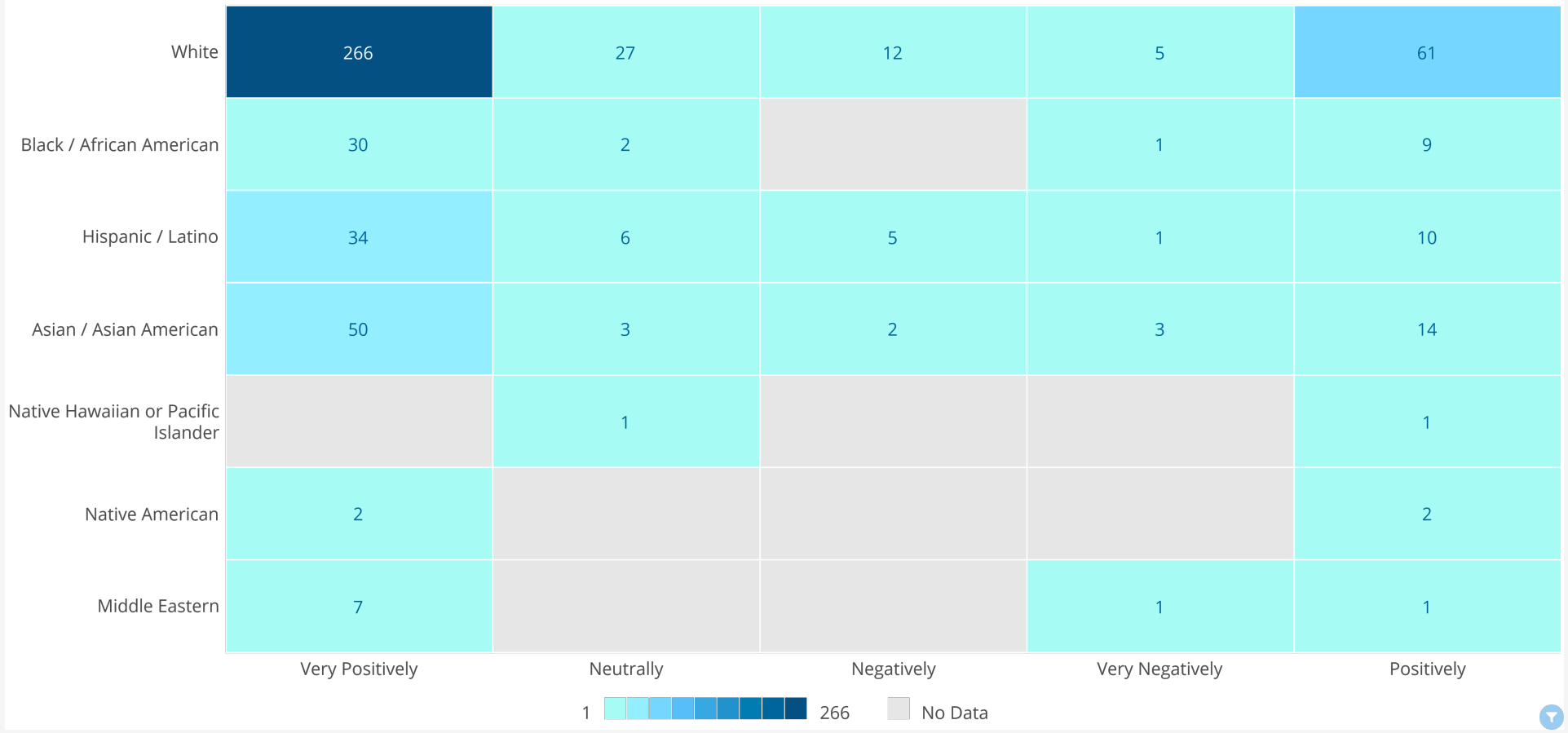
- An officer did not respond or follow up with me
- I was told no officers were available
- I was told that this wasn't a police matter
- I don't know
- I was out of the agency's jurisdiction

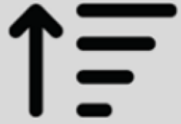




PROCEDURAL JUSTICE

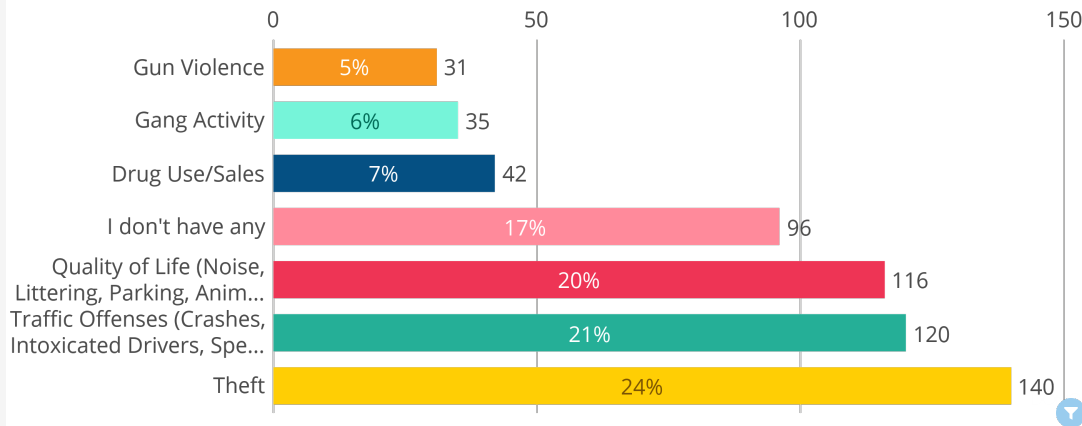
Comparison - View of the agency vs Race/Ethnicity





COMMUNITY INPUT ON PUBLIC SAFETY CONCERNS

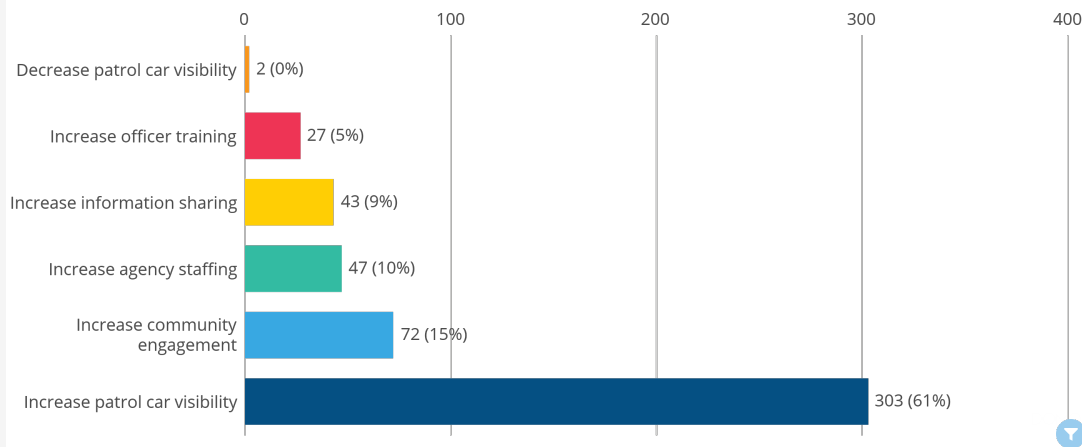
What is your top safety concern in your community?



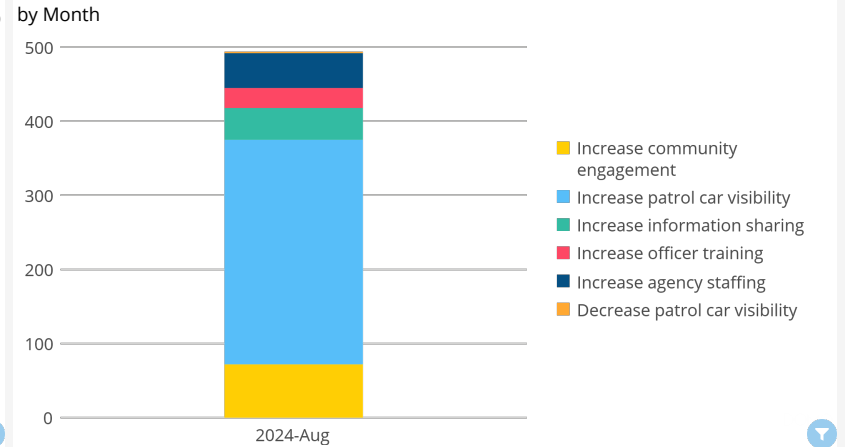
Community Concerns



What would you most like Fairfax Co. PD to do to improve safety in your community?...



Community Requests

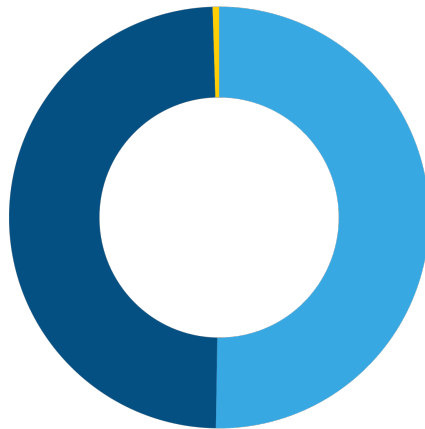




DEMOGRAPHICS

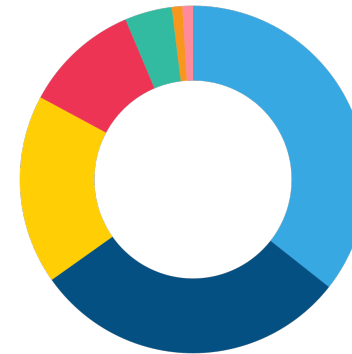
What best describes your gender?

Male	306	50.2%
Female	300	49.3%
Nonbinary / third gender	3	0.49%



What is your age range?

46-60	218	35.6%
61+	181	29.6%
36-45	108	17.6%
28-35	66	10.8%
21-27	27	4.41%
18-20	6	0.98%
Under 18	6	0.98%



Total
612

What best describes your race/ethnicity?

