


May 1, 2025

# Fairfax Co. (VA) Police - Post-Contact

Owner My90

Controls & Filters Who did you interact with? (Select all that apply) contains Police Officer  
Apr 1, 2025 - Apr 30, 2025



Summary (All-Time)

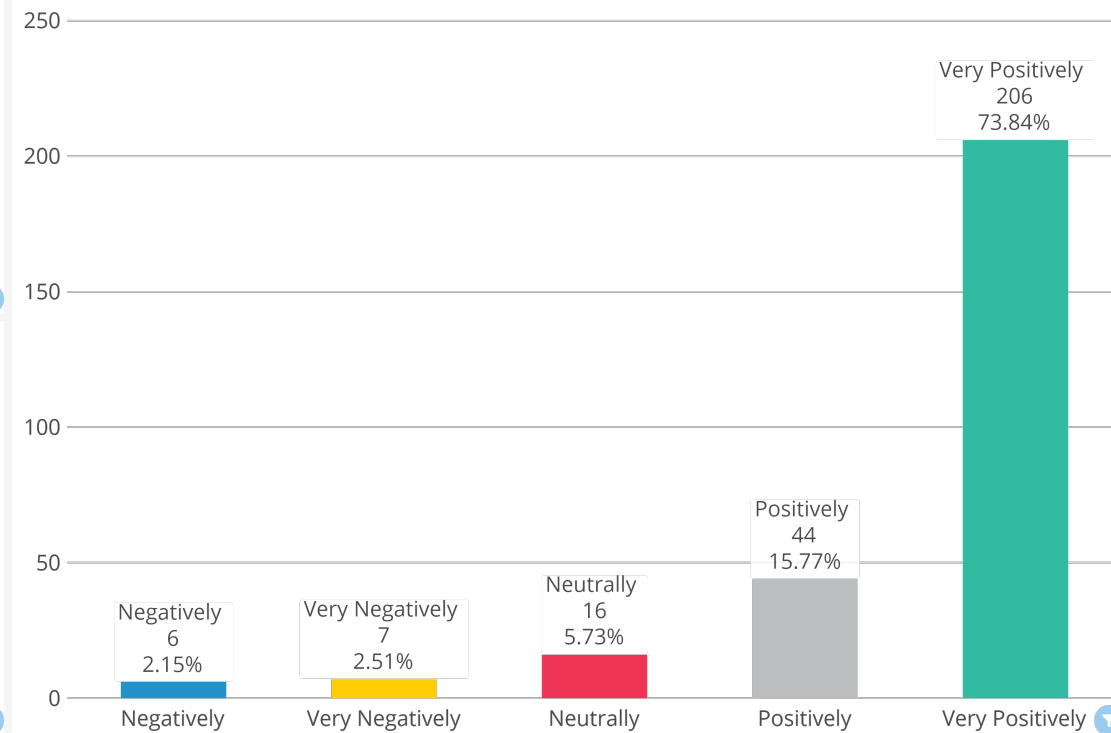
/ 90% Post-Contact Score  
 / 161,002 All-time Sends  
 / 28,265 Responses  
 / 17.6% Response Rate  
 / Dataset last updated 3 days ago

Number of Responses

357

( 4/1/2025 - 4/30/2025 vs 60 days ago )  
 Prior Month 400  
 ↓ -10.75%

Based on your interaction, how do you view Fairfax Co. PD?



BADGES EARNED



Select Age Group

Select

No data in filtered range

Select Gender

Select

Select Interaction Type

Police Officer +0



# COMMUNITY SENTIMENT

90% Positive view of agency | ↘ -1% Last 30 Days vs. 60 Days  
Prior Month 90%

0% Felt they were treated with respect | ↘ 0% Last 30 Days vs. 60 Days  
Prior Month 0%

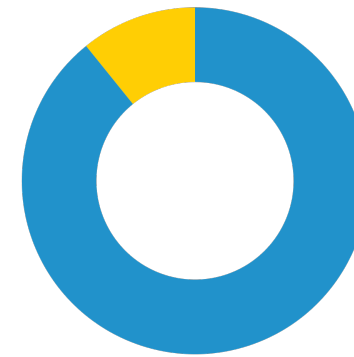
96% Felt they were treated fairly | ↘ -1% Last 30 Days vs. 60 Days  
Prior Month 97%

94% Felt they were listened to | ↗ 0% Last 30 Days vs Last 60 Days  
Prior Month 94%

95% Understood what they were told | ↘ -1% Last 30 Days vs Last 60 Days  
Prior Month 96%

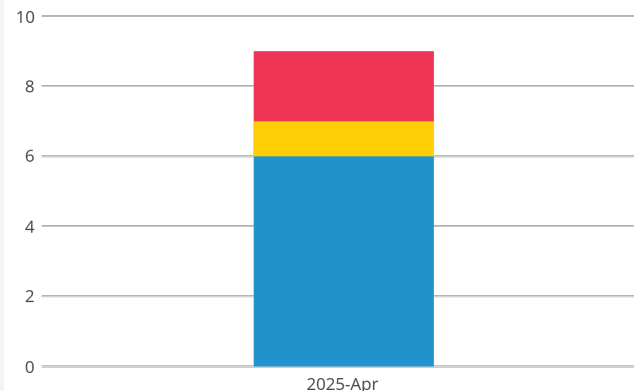
92% had their questions answered | ↘ -1% Last 30 Days vs Last 60 Days  
Prior Month 93%

Did you receive the help you needed?



Total  
268

What was the main reason you didn't receive the help you needed?  
by Month

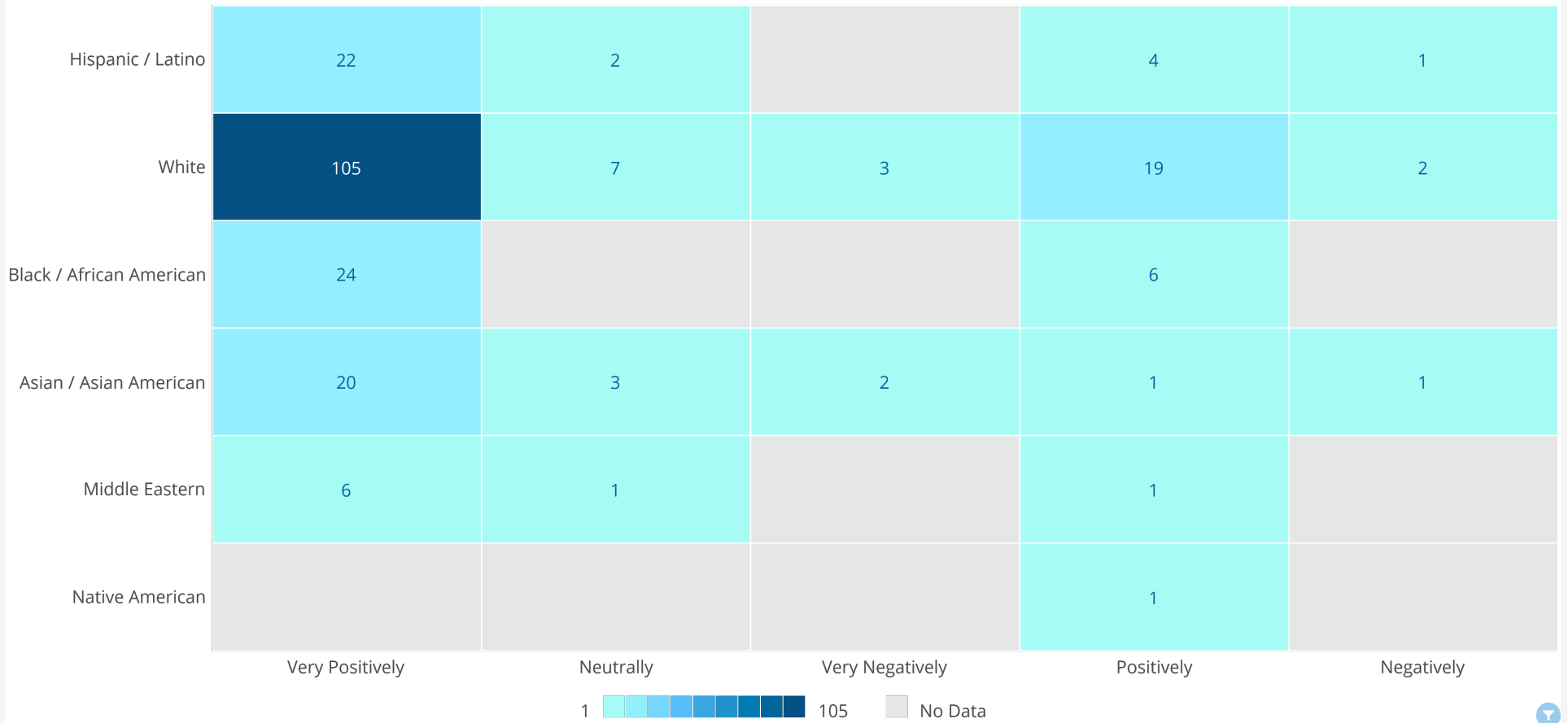


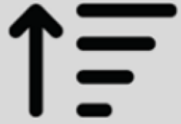
- An officer did not respond or follow up with me
- I was told that this wasn't a police matter
- I don't know



# PROCEDURAL JUSTICE

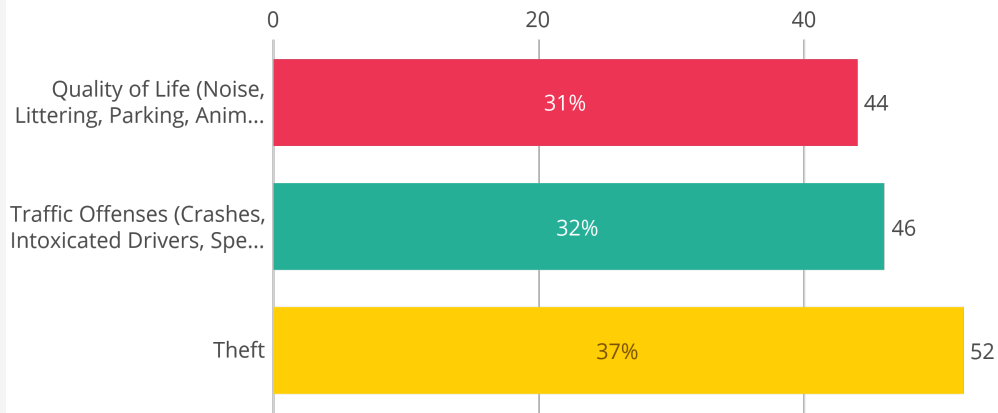
Comparison - View of the agency vs Race/Ethnicity



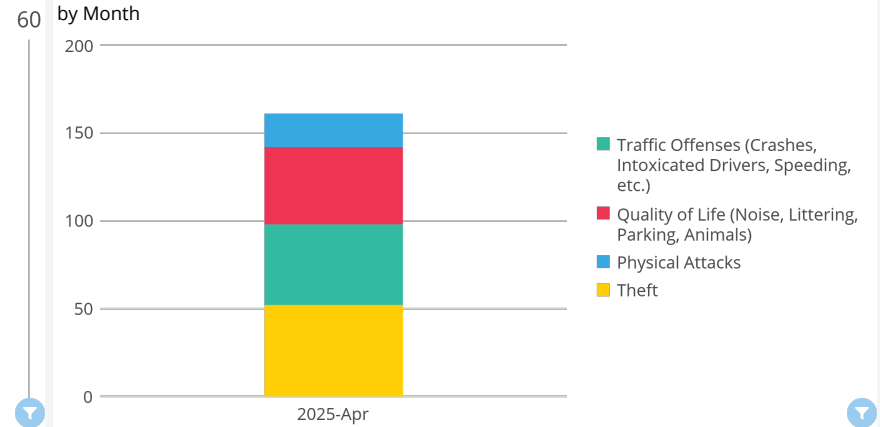


# COMMUNITY INPUT ON PUBLIC SAFETY CONCERNS

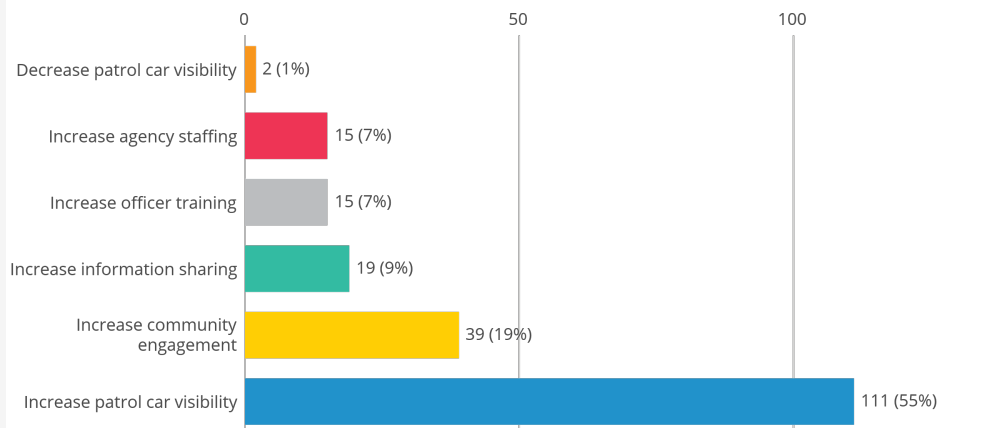
What is your top safety concern in your community?



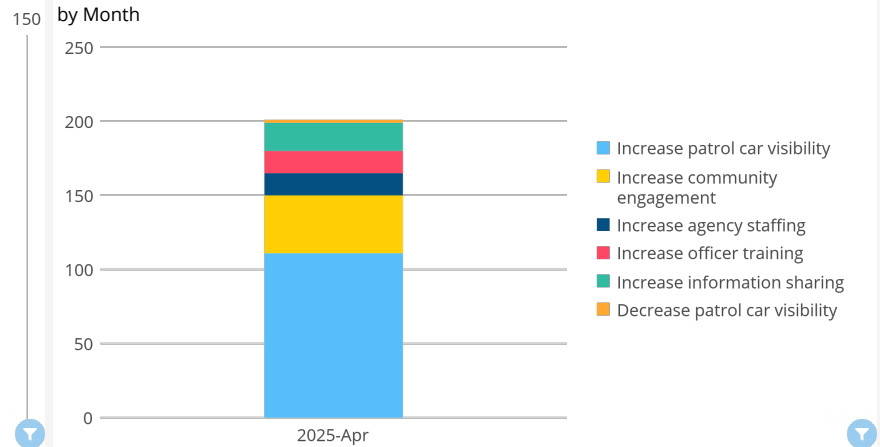
Community Concerns



What would you most like Fairfax Co. PD to do to improve safety in your community?...



Community Requests





# DEMOGRAPHICS


What best describes your gender?

Female	126	51.0%
Male	121	49.0%



What is your age range?

Under 18	3	100%
----------	---	------



Total  
3

What best describes your race/ethnicity?

