


July 8, 2025

Fairfax Co. (VA) Police - Post-Contact

Owner My90

Controls & Filters Who did you interact with? (Select all that apply) contains Police Officer
Jun 1, 2025 - Jun 30, 2025



Summary (All-Time)

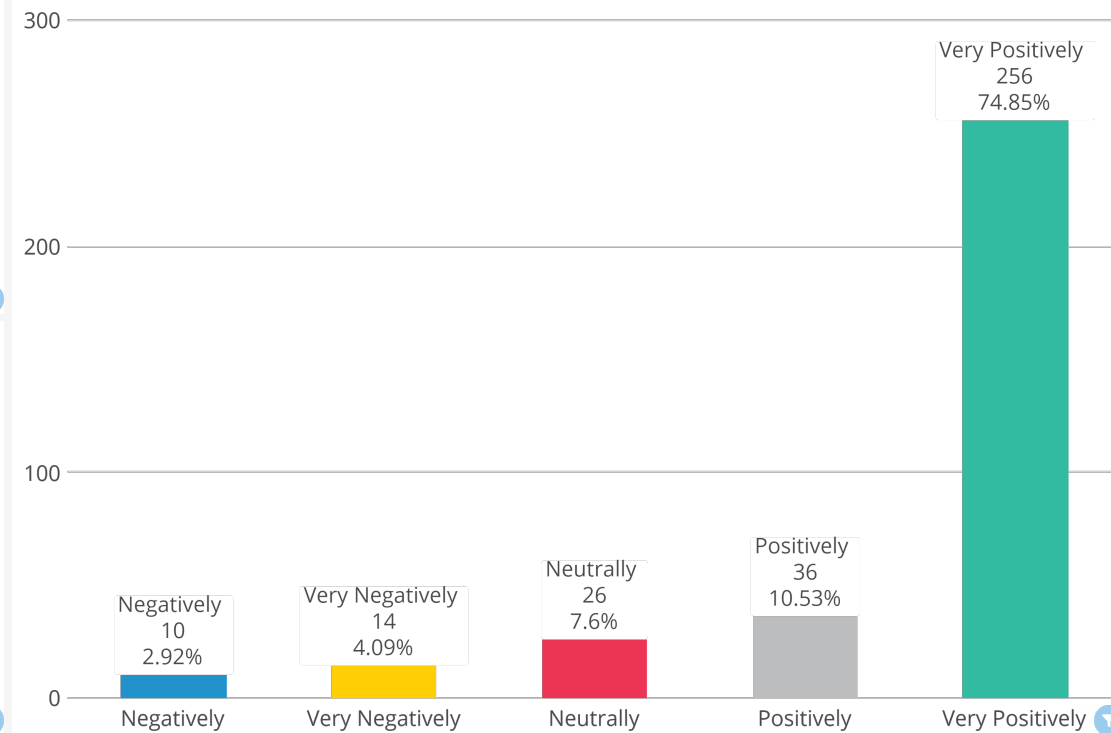
/ 89% Post-Contact Score
 / 160,653 All-time Sends
 / 30,334 Responses
 / 18.9% Response Rate
 / Dataset last updated 1 day ago

Number of Responses

430

(6/1/2025 - 6/30/2025 vs 60 days ago)
 Prior Month 374
 ↑ 14.97%

Based on your interaction, how do you view Fairfax Co. PD?



BADGES EARNED



Select Age Group

Select

No data in filtered range

Select Gender

Select

Select Interaction Type

Police Officer +0



COMMUNITY SENTIMENT

85% Positive view of agency | ↘ -4% Last 30 Days vs. 60 Days
Prior Month 89%

0% Felt they were treated with respect | ↘ 0% Last 30 Days vs. 60 Days
Prior Month 0%

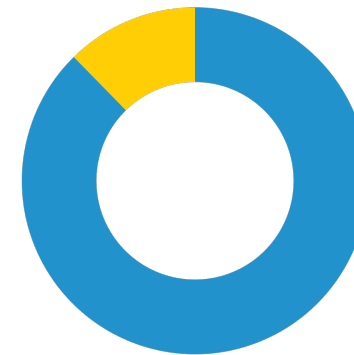
95% Felt they were treated fairly | ↘ -1% Last 30 Days vs. 60 Days
Prior Month 97%

91% Felt they were listened to | ↘ -3% Last 30 Days vs Last 60 Days
Prior Month 94%

93% Understood what they were told | ↘ -2% Last 30 Days vs Last 60 Days
Prior Month 96%

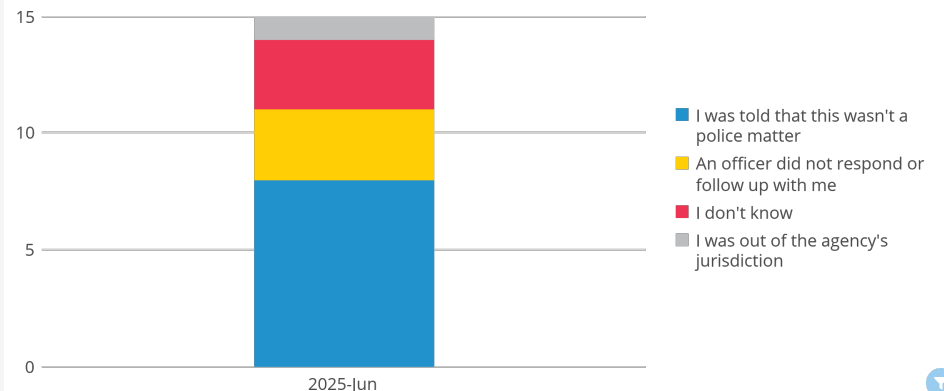
89% had their questions answered | ↘ -3% Last 30 Days vs Last 60 Days
Prior Month 92%

Did you receive the help you needed?



Total
316

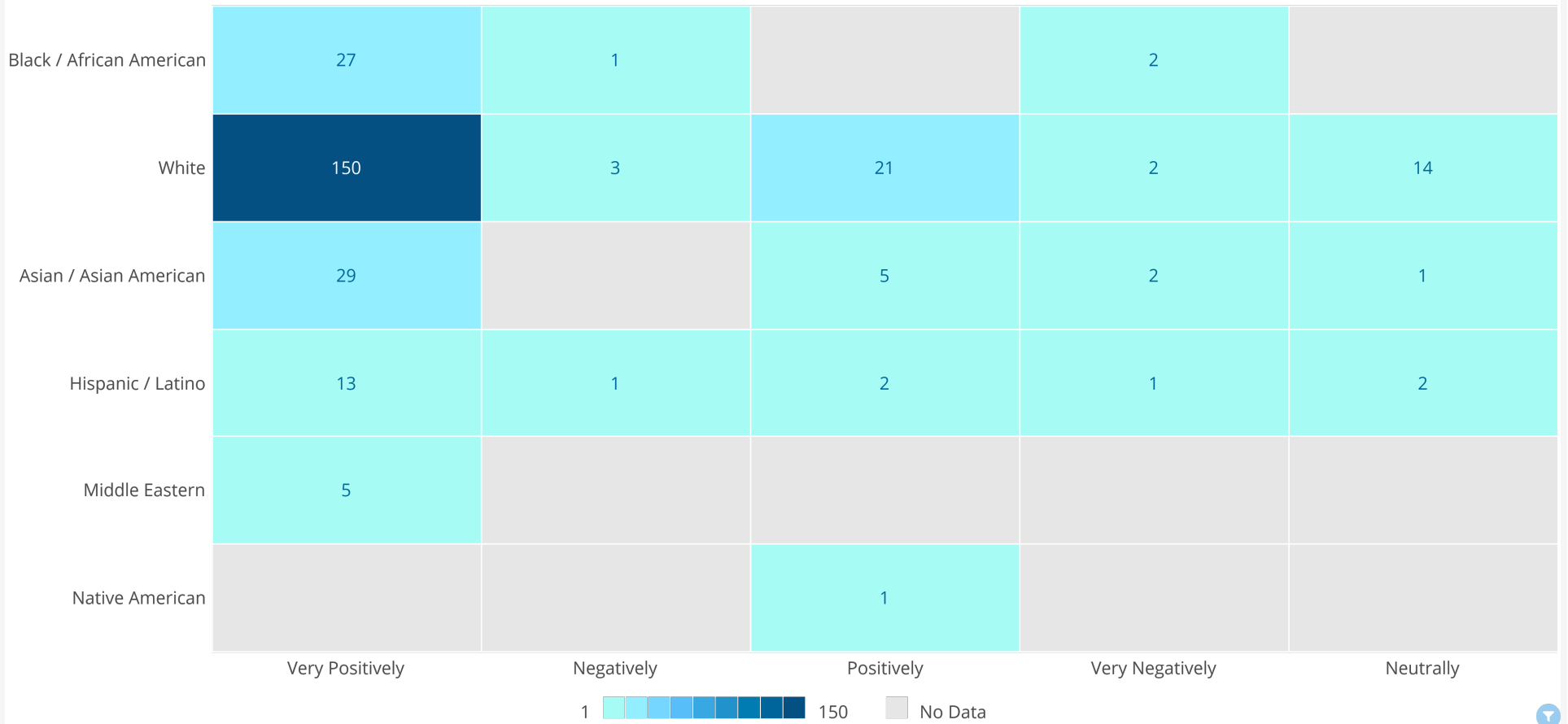
What was the main reason you didn't receive the help you needed?
by Month






PROCEDURAL JUSTICE

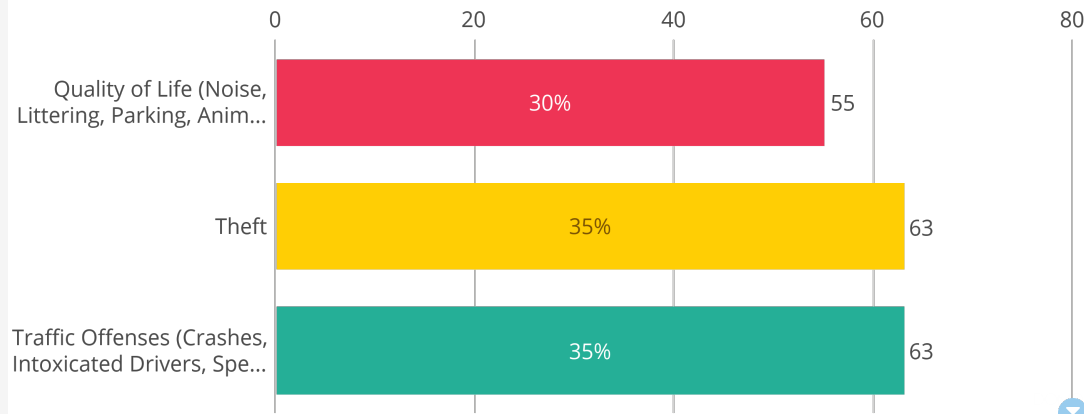
Comparison - View of the agency vs Race/Ethnicity



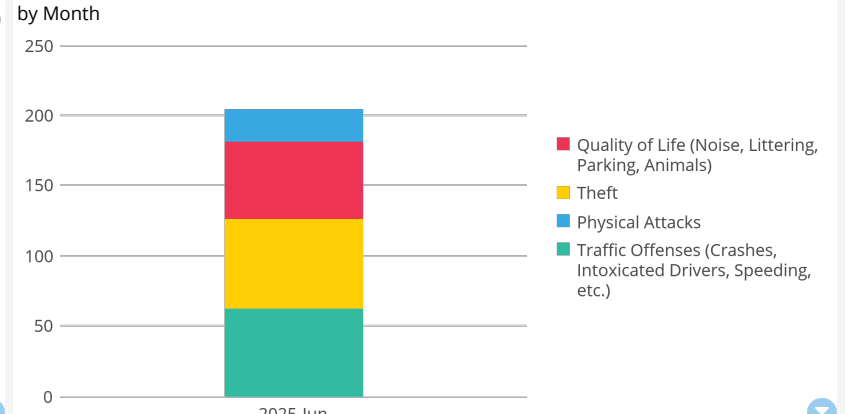


COMMUNITY INPUT ON PUBLIC SAFETY CONCERNS

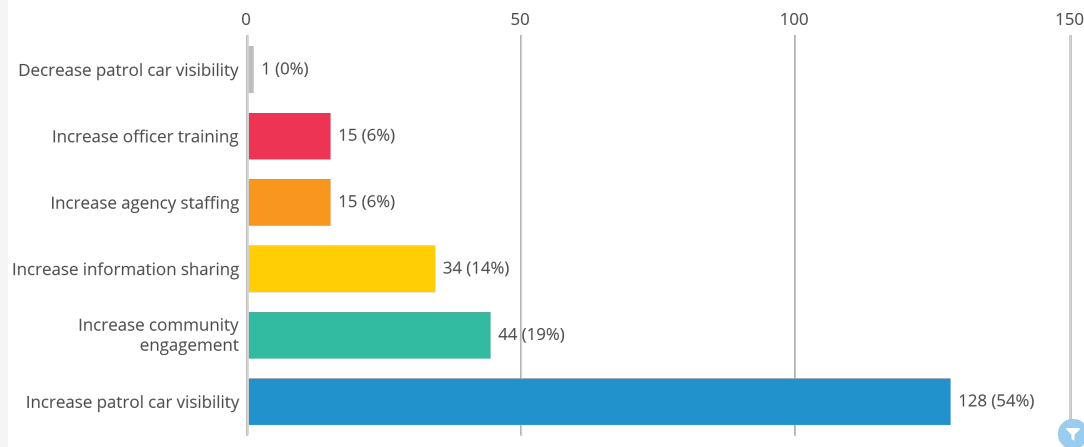
What is your top safety concern in your community?



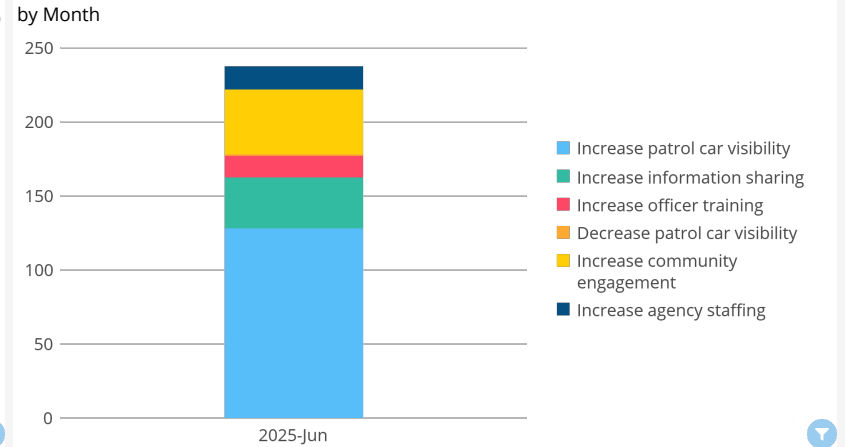
Community Concerns



What would you most like Fairfax Co. PD to do to improve safety in your community?...



Community Requests





DEMOGRAPHICS


What best describes your gender?

Male	159	52.3%
Female	145	47.7%



What is your age range?

Under 18	2	100%
----------	---	------



Total
2

What best describes your race/ethnicity?

