



FAIRFAX COUNTY POLICE DEPARTMENT

STATISTICAL REPORT

CALENDAR YEARS 2017 & 2018

Published: February 2018

FAIRFAX COUNTY POLICE DEPARTMENT STATISTICAL REPORT

YEARS: 2017 & 2018

May 2019

FCPD GROUP A IBR OFFENSE STATISTICS

GROUP A IBR OFFENSES - METHODOLOGY

GROUP A IBR OFFENSES - CRIMES AGAINST PERSONS

GROUP A IBR OFFENSES - CRIMES AGAINST PROPERTY & CRIMES AGAINST SOCIETY

GROUP A IBR OFFENSES - CASE STATUS & CLOSURE RATES

FCPD CALLS FOR SERVICE STATISTICS

CALLS FOR SERVICE - METHODOLOGY

CALLS FOR SERVICE - COUNTYWIDE BREAKDOWN

AVERAGE RESPONSE TIMES BY PRIORITY & STATION

PRIORITY 1 AVERAGE RESPONSE TIMES BY HOUR BLOCKS

FCPD ARREST AND CITATION STATISTICS

ARRESTS - METHODOLOGY

ARRESTS - BY TYPE & AGE GROUP (JUVENILE VS ADULT)

ARRESTS - BY STATIONS

CITATIONS - BY AGE GROUP (JUVENILE VS ADULT)

May 2019

FAIRFAX COUNTY POLICE DEPARTMENT STATISTICAL REPORT

GROUP A IBR OFFENSES

FAIRFAX COUNTY POLICE DEPARTMENT STATISTICAL PACKAGE - GROUP A IBR OFFENSES YEARS: 2017 & 2018

May 2019

The Fairfax County Police Department gathers statistical data based on the Virginia State Police Uniform Crime Reporting Incident Based Reporting (IBR) system. Information relating to two different levels of offenses is collected by the IBR system. The most serious offenses are designated as Group "A" offenses; the less serious offenses are designated as Group "B" offenses. Group "A" offenses consist of 22 categories of crimes involving 46 different offenses; a maximum of 10 offenses per incident may be reported. Group "B" offenses, consisting of 12 crime categories, only require reporting arrest data and the identification of the case and reporting agency. IBR offenses are divided into three categories: "Crimes Against Persons," "Crimes Against Property," or "Crimes Against Society." Crimes Against Persons are those whose victims are always individuals. The object of Crimes Against Property is to obtain money, property, or some other benefit. Crimes Against Society represent society's prohibition against engaging in certain types of activity. The use of named Districts indicates activity within the particular police district's geographical boundaries regardless of officer assignment. This data is not reflective of Board of Supervisor District boundaries.

**This report represents the Fairfax County Police Department's Group A IBR Offenses.
Crimes Against Persons are calculated by the number of *victims* of reported offenses based on the date reported.
Crimes Against Property and Crimes Against Society are calculated by the number of reported *offenses* based on the date reported.
IBR Offenses captured in this report exclude those with a disposition of Unfounded.**

NOTE: Statistics for 2017 used in this report may differ from those published in 2017 reports. Additional cases were reclassified as they were under active investigations after the 2017 report was published. This may include status changes to initial offenses and reclassification of offense titles from the initial date reported. The 2018 report is also subject to change due to reclassification.

GROUP A IBR OFFENSE CATEGORIES

CRIMES AGAINST PERSONS:

Assault Offenses: *Aggravated Assault, Simple Assault, Intimidation*

Homicide Offenses: *Murder and Nonnegligent Manslaughter, Negligent Manslaughter*

Kidnapping/Abduction

Sex Offenses, Forcible: *Forcible Rape, Forcible Sodomy, Sexual Assault With An Object, Forcible Fondling*

Sex Offenses, Nonforcible: *Incest, Statutory Rape*

CRIMES AGAINST SOCIETY:

Drug/Narcotic Offenses: *Drug/Narcotic Violations, Drug Equipment Violations*

Gambling Offenses: *Betting/Watering, Operating/Promoting/Assisting Gambling, Gambling Equipment Violations, Sports Tampering*

Pornography/Obscene Material

Prostitution Offenses: *Prostitution, Assisting or Promoting Prostitution*

Weapon Law Violations

CRIMES AGAINST PROPERTY:

Arson

Bribery

Burglary/Breaking and Entering

Counterfeiting/Forgery

Destruction/Damage/Vandalism of Property

Embezzlement

Extortion/Blackmail

Fraud Offenses: *False Pretenses/Swindle/Confidence Game, Credit Card/Automatic Teller Machine Fraud, Impersonation, Welfare Fraud, Wire Fraud*

Larceny/Theft Offenses: *Pocket-picking, Purse-snatching, Shoplifting, Theft from Building, Theft from Coin-Operated Machine or Device, Theft from Motor Vehicle, Theft of Motor Vehicle Parts or Accessories, All Other Larceny*

Motor Vehicle Theft

Robbery

Stolen Property Offenses

May 2019

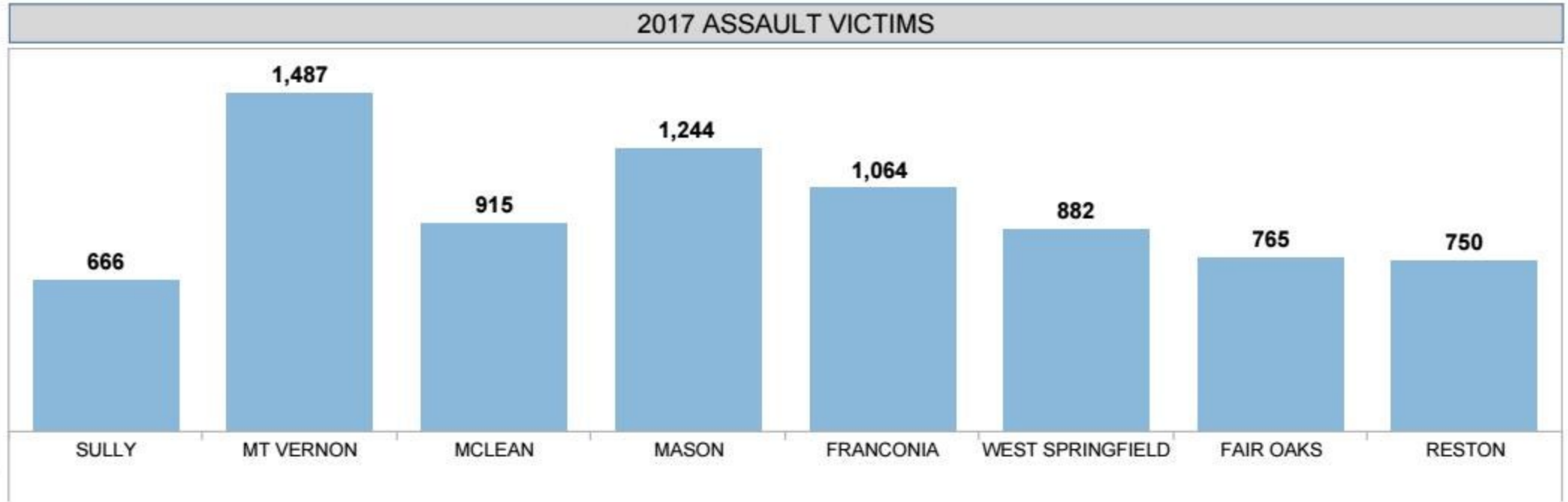
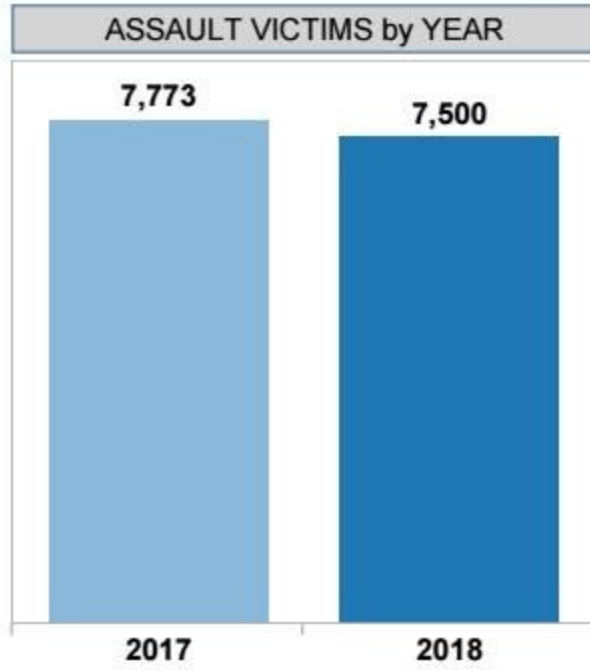
FAIRFAX COUNTY POLICE DEPARTMENT STATISTICAL REPORT

GROUP A IBR OFFENSES - CRIMES AGAINST PERSONS

(by victim count)

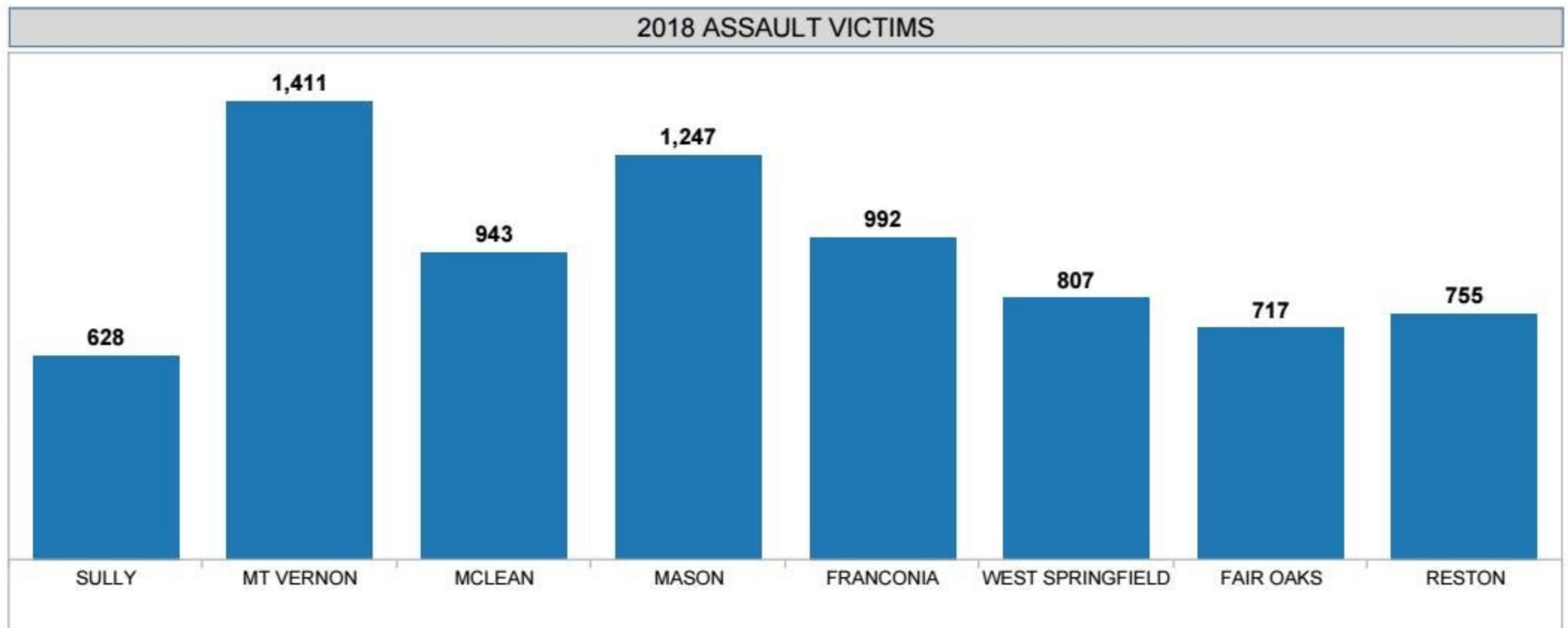
FCPD CRIMES AGAINST PERSONS STATISTICS

ASSAULT OFFENSES



ASSAULT VICTIMS by YEAR & STATION

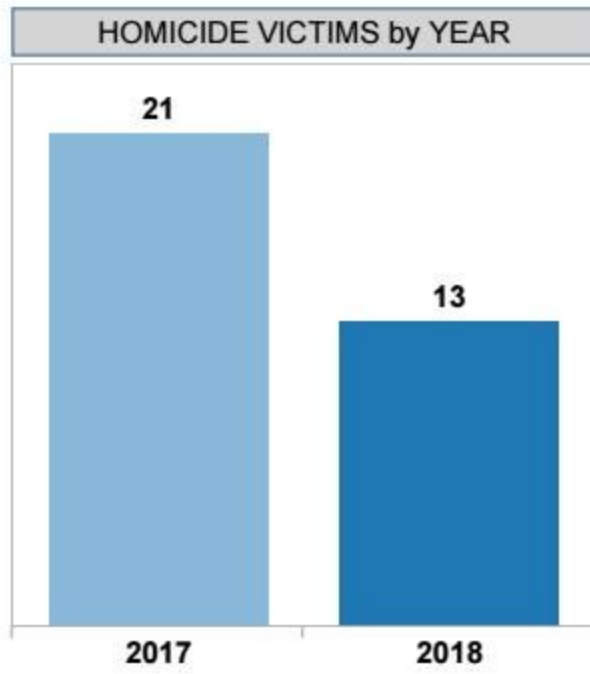
	2017	2018
SULLY	666	628
MT VERNON	1,487	1,411
MCLEAN	915	943
MASON	1,244	1,247
FRANCONIA	1,064	992
WEST SPRINGFIELD	882	807
FAIR OAKS	765	717
RESTON	750	755
TOTAL	7,773	7,500



*OTHER indicates data without a station indicated in the Records Management System.

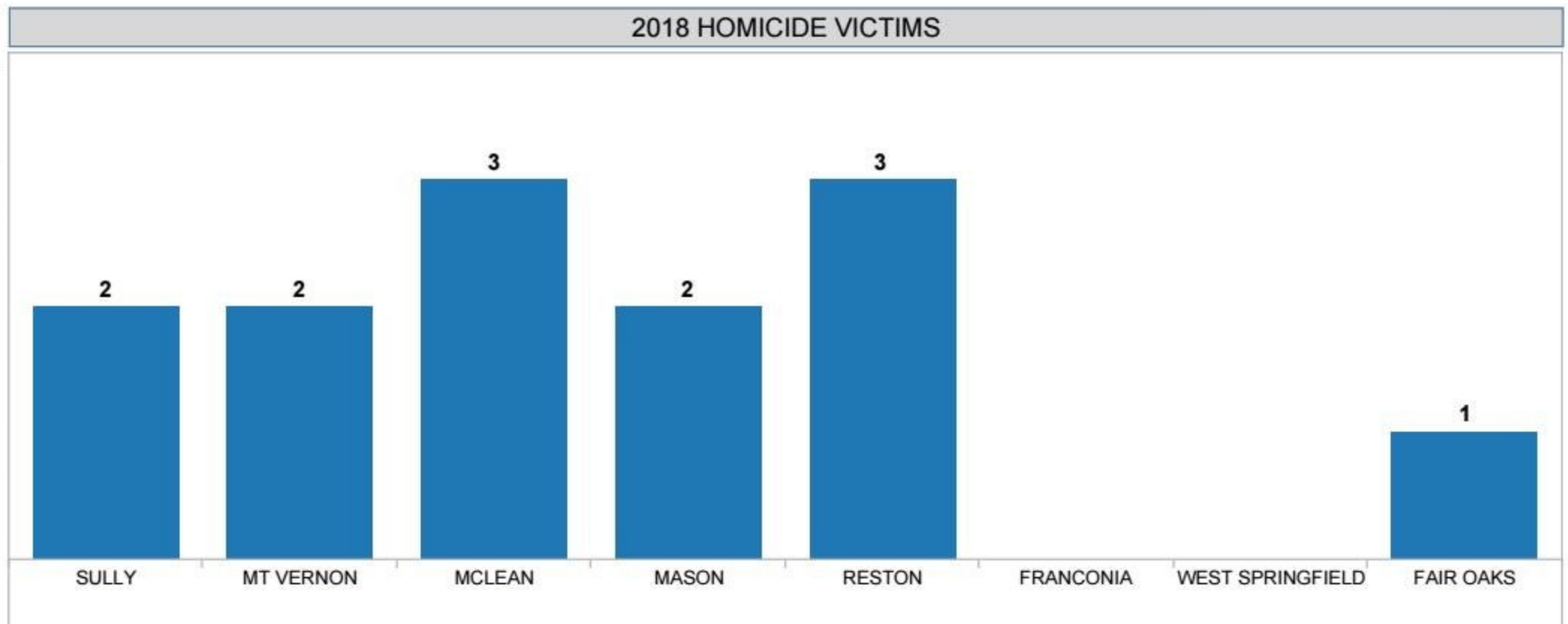
FCPD CRIMES AGAINST PERSONS STATISTICS

HOMICIDE OFFENSES



HOMICIDE VICTIMS by YEAR & STATION

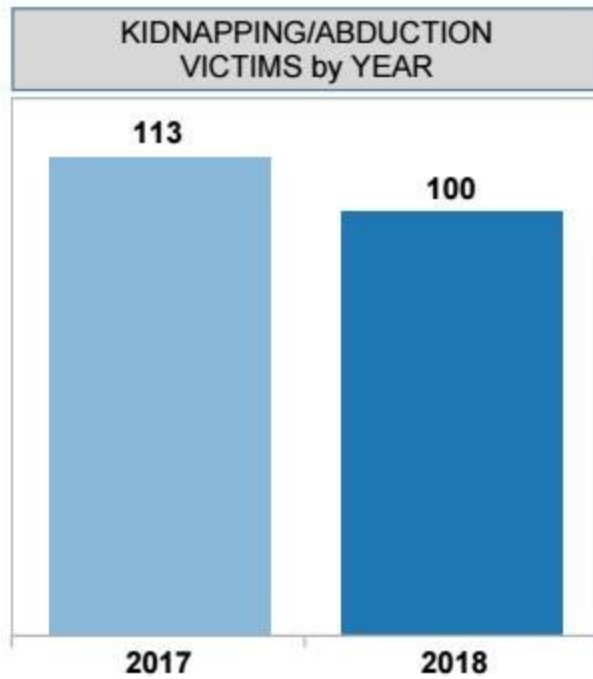
	2017	2018
SULLY	1	2
MT VERNON	1	2
MCLEAN	2	3
MASON	3	2
RESTON	2	3
FRANCONIA	4	
WEST SPRINGFIELD	1	
FAIR OAKS	7	1
TOTAL	21	13



*OTHER indicates data without a station indicated in the Records Management System.

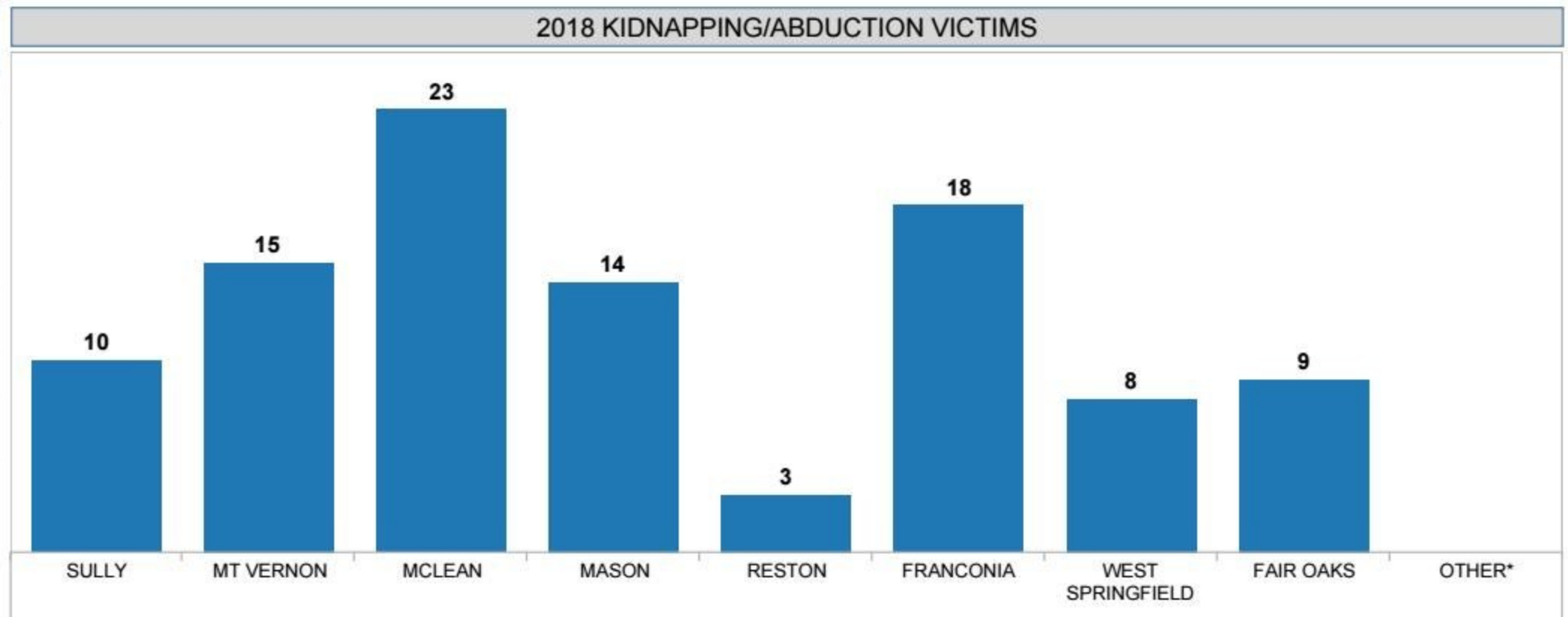
FCPD CRIMES AGAINST PERSONS STATISTICS

KIDNAPPING/ABDUCTION OFFENSES



KIDNAPPING/ABDUCTION VICTIMS by YEAR & STATION

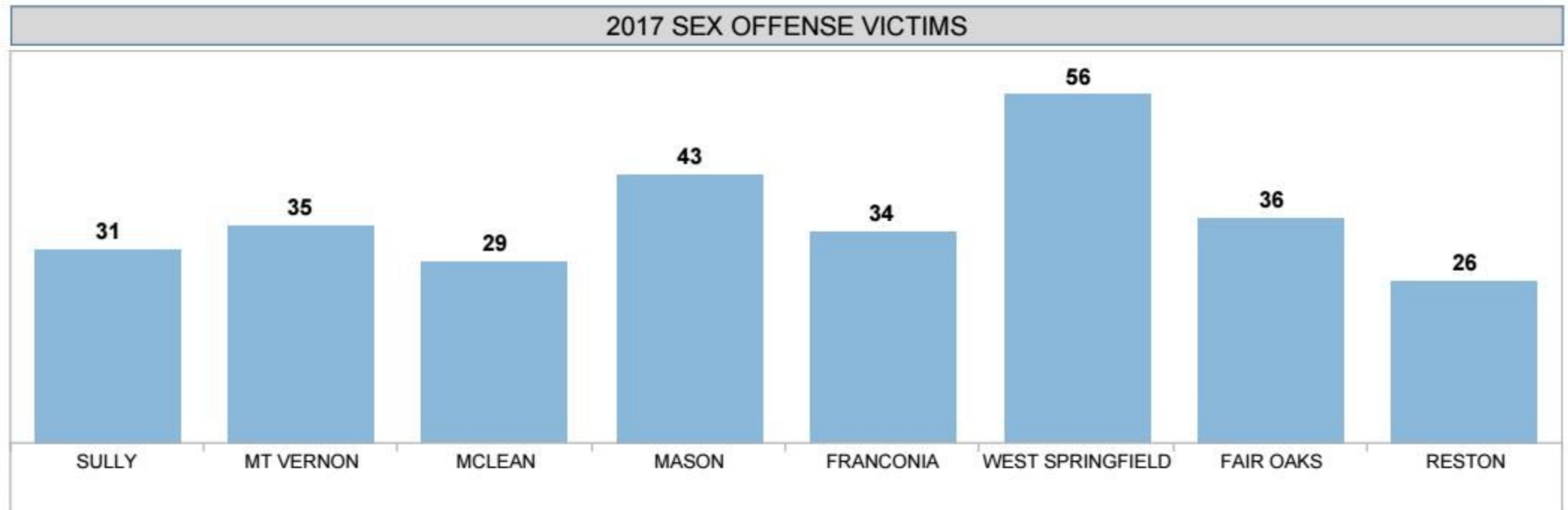
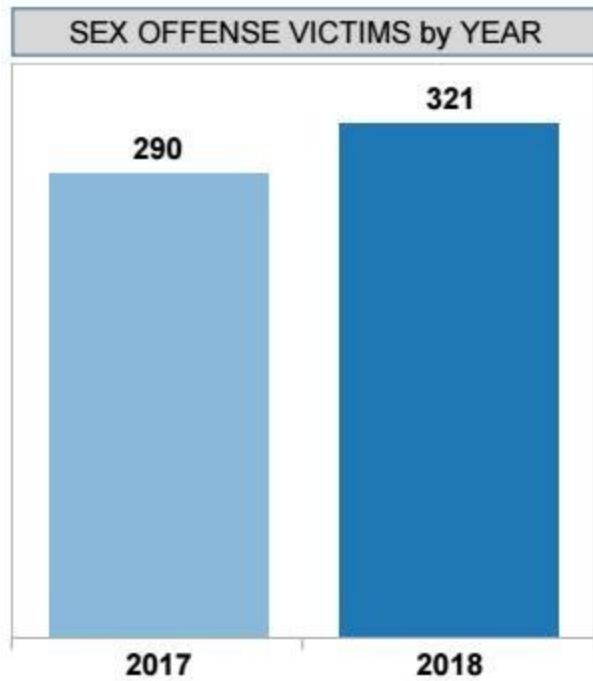
	2017	2018
SULLY	7	10
MT VERNON	28	15
MCLEAN	8	23
MASON	20	14
FRANCONIA	15	18
WEST SPRINGFIELD	7	8
FAIR OAKS	17	9
RESTON	11	3
TOTAL	113	100



*OTHER indicates data without a station indicated in the Records Management System.

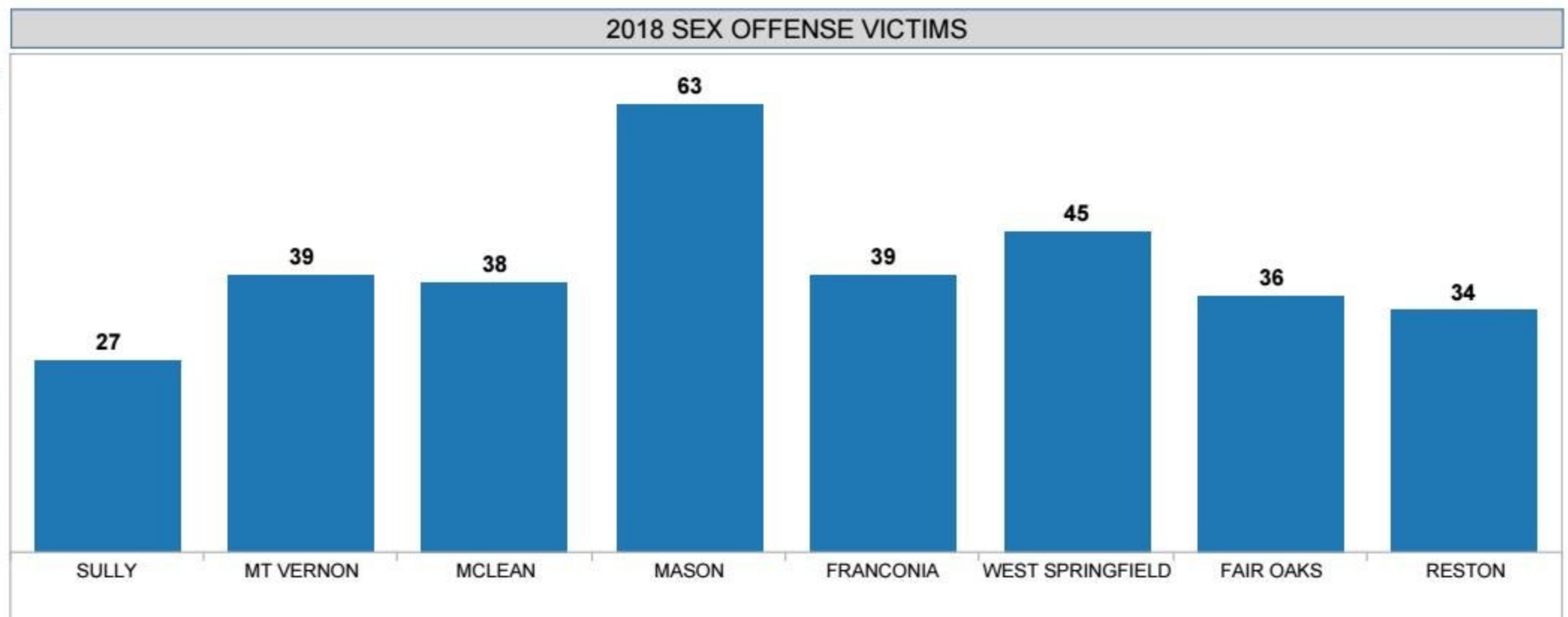
FCPD CRIMES AGAINST PERSONS STATISTICS

SEX OFFENSES



SEX OFFENSE VICTIMS by YEAR & STATION

	2017	2018
SULLY	13	12
MT VERNON	20	20
MCLEAN	15	19
MASON	14	37
FRANCONIA	16	20
WEST SPRINGFIELD	26	25
FAIR OAKS	14	25
RESTON	14	11
Grand Total	132	169



*OTHER indicates data without a station indicated in the Records Management System.

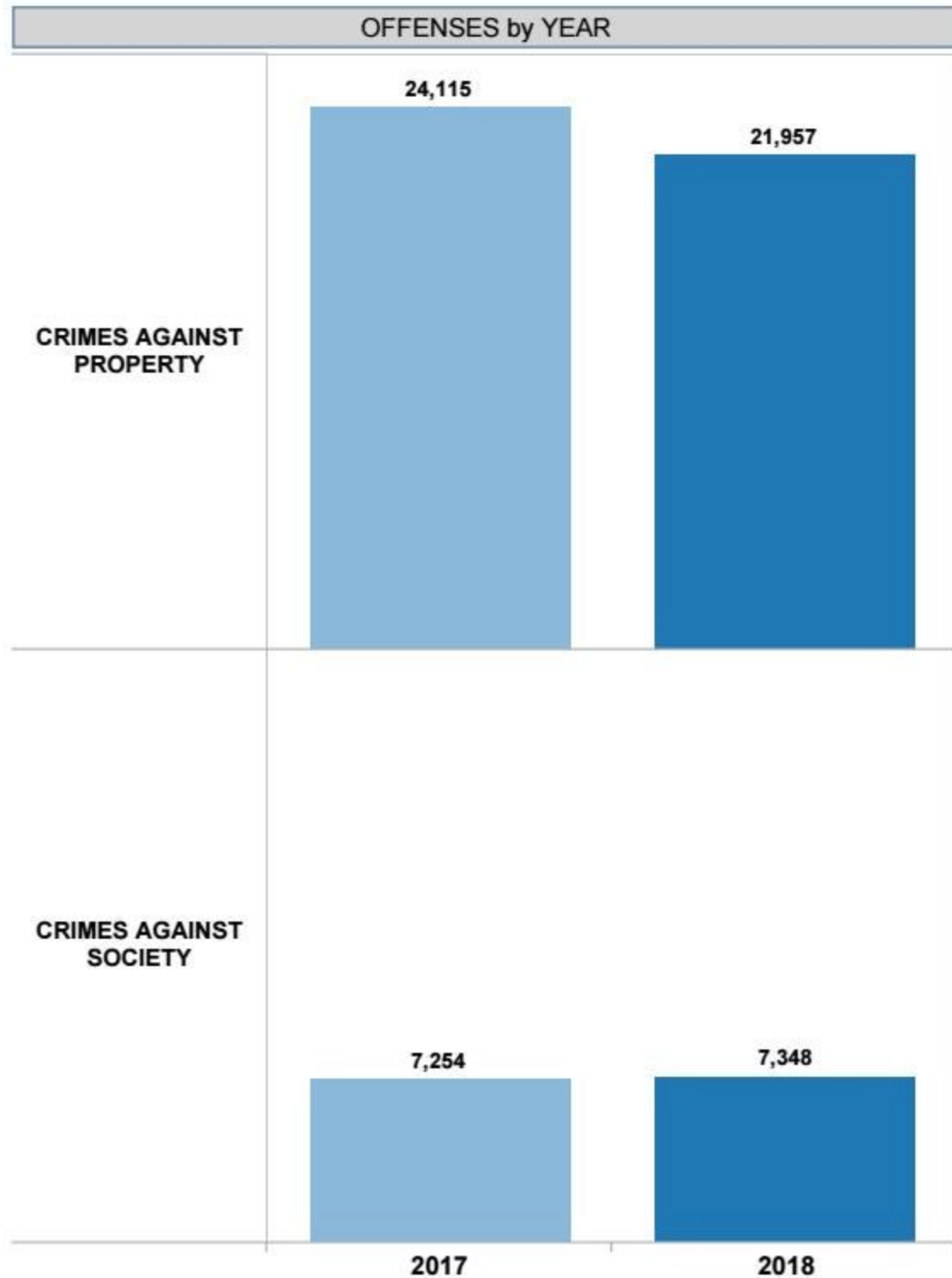
May 2019

FAIRFAX COUNTY POLICE DEPARTMENT STATISTICAL REPORT

GROUP A IBR OFFENSES - CRIMES AGAINST PROPERTY AND CRIMES AGAINST SOCIETY

(by offense count)

FCPD GROUP A IBR OFFENSES CRIMES AGAINST PROPERTY & CRIMES AGAINST SOCIETY STATISTICS



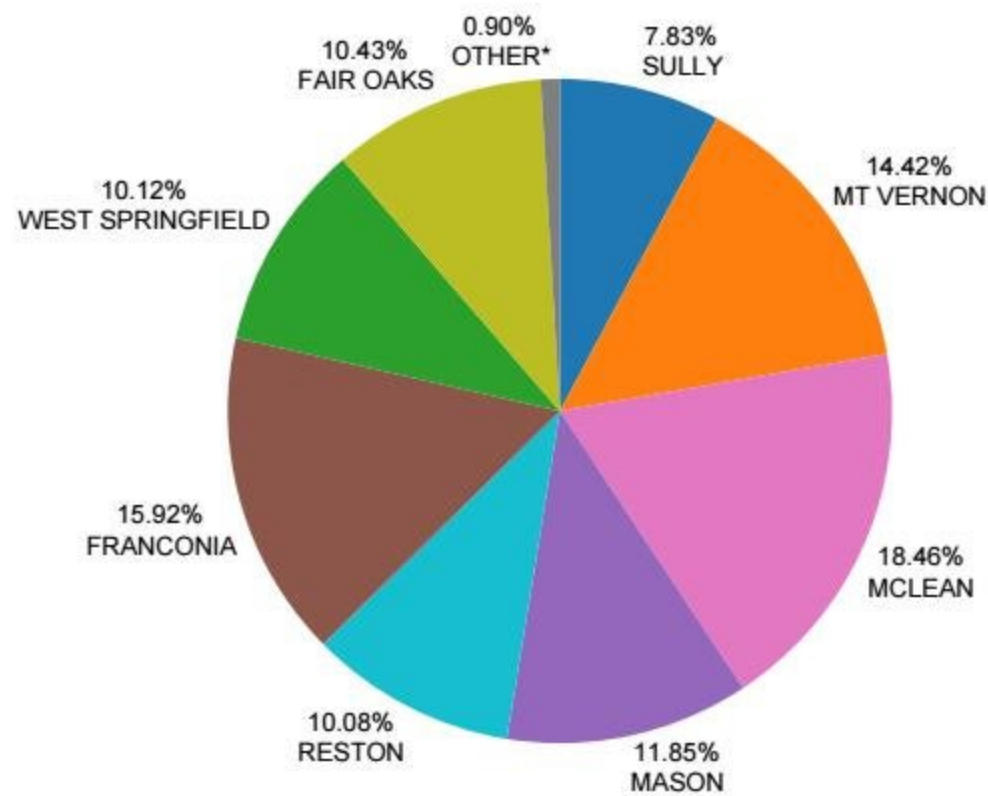
2017		
	CRIMES AGAINST PROPERTY	CRIMES AGAINST SOCIETY
SULLY	1,887	724
MT VERNON	3,478	1,053
MCLEAN	4,451	908
MASON	2,857	1,099
RESTON	2,430	471
FRANCONIA	3,840	1,093
WEST SPRINGFIELD	2,440	718
FAIR OAKS	2,514	907
OTHER*	218	281

2018		
	CRIMES AGAINST PROPERTY	CRIMES AGAINST SOCIETY
SULLY	1,568	704
MT VERNON	2,980	1,263
MCLEAN	4,583	886
MASON	2,972	1,041
RESTON	1,902	435
FRANCONIA	3,462	1,057
WEST SPRINGFIELD	1,965	734
FAIR OAKS	2,296	915
OTHER*	229	313

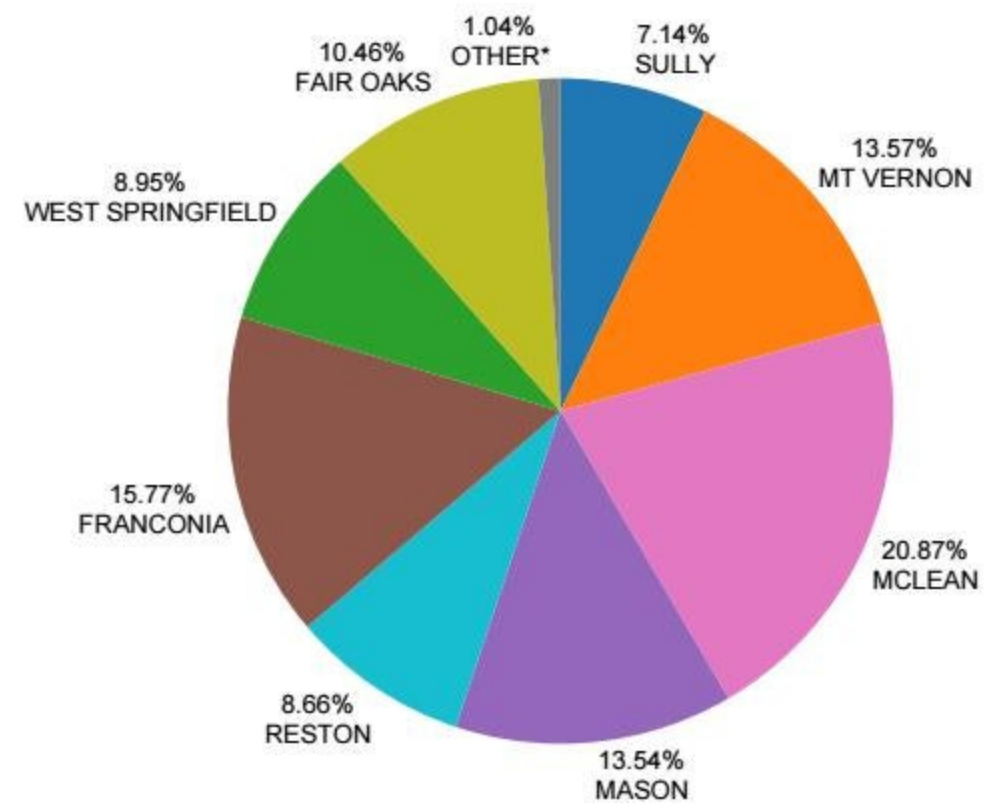
IBR Offenses above exclude those with a disposition of Unfounded.
*OTHER indicates data without a station indicated in the Records Management System.

FCPD GROUP A IBR OFFENSES - CRIMES AGAINST PROPERTY STATISTICS

2017 CRIMES AGAINST PROPERTY
DISTRIBUTION by STATION



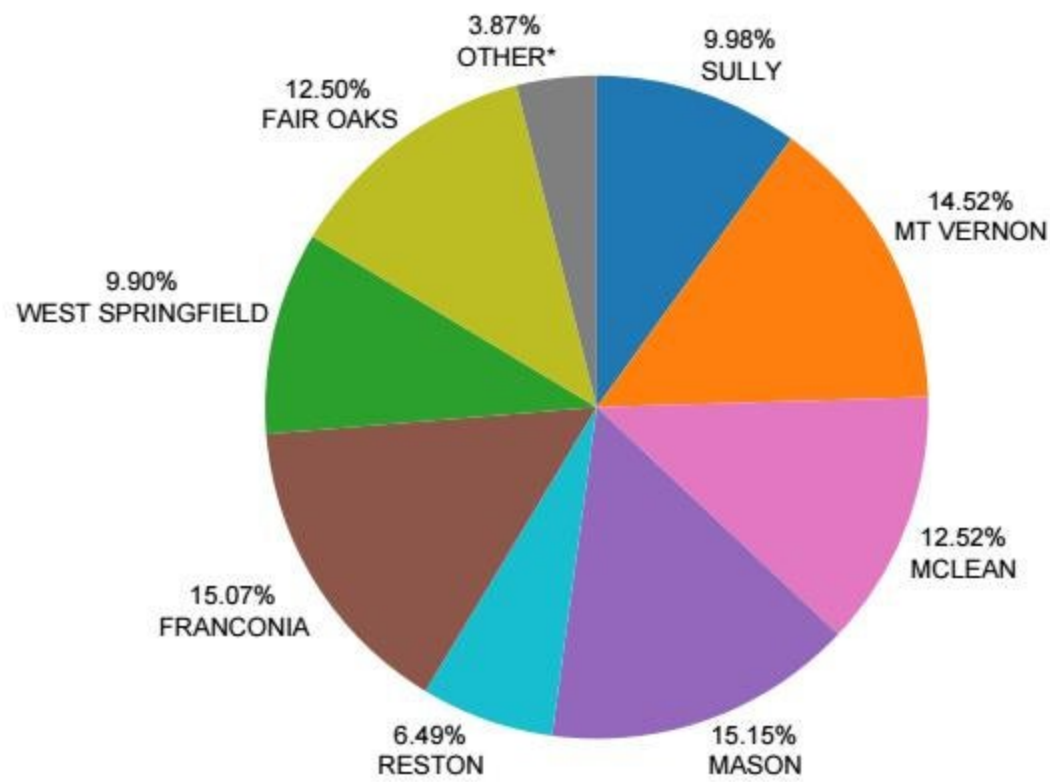
2018 CRIMES AGAINST PROPERTY
DISTRIBUTION by STATION



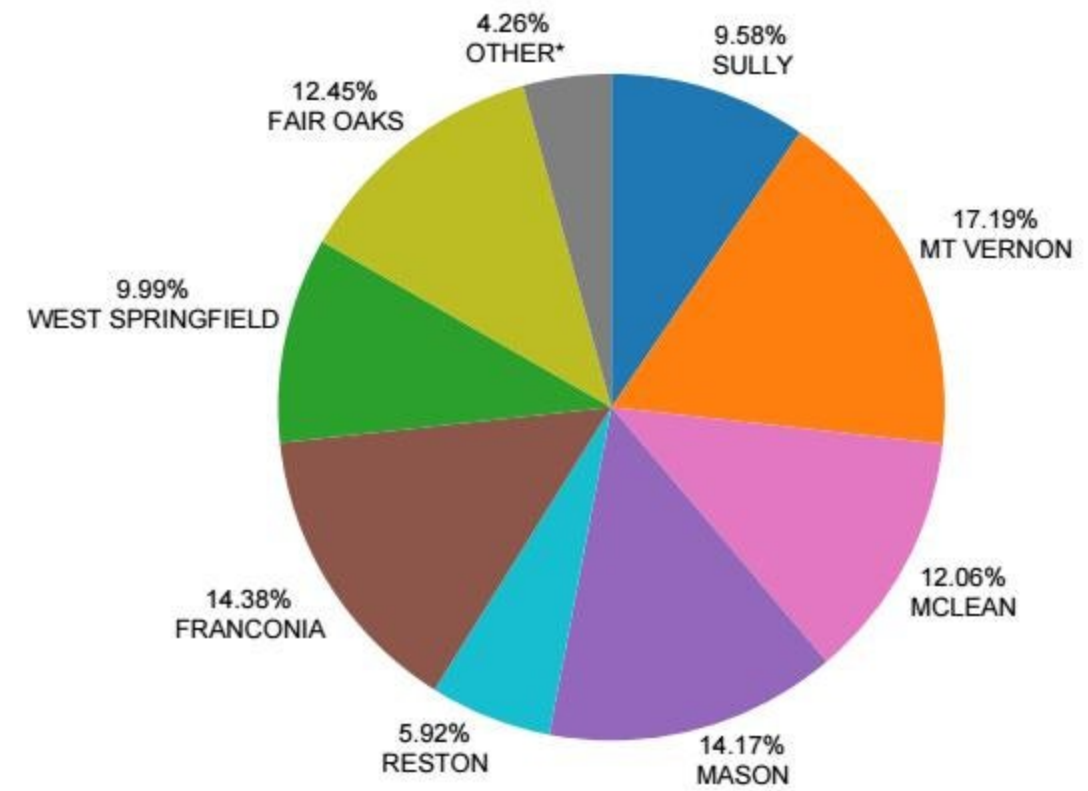
IBR Offenses above exclude those with a disposition of Unfounded.
*OTHER indicates data without a station indicated in the Records Management System.

FCPD GROUP A IBR OFFENSES - CRIMES AGAINST SOCIETY STATISTICS

2017 CRIMES AGAINST SOCIETY
DISTRIBUTION by STATION

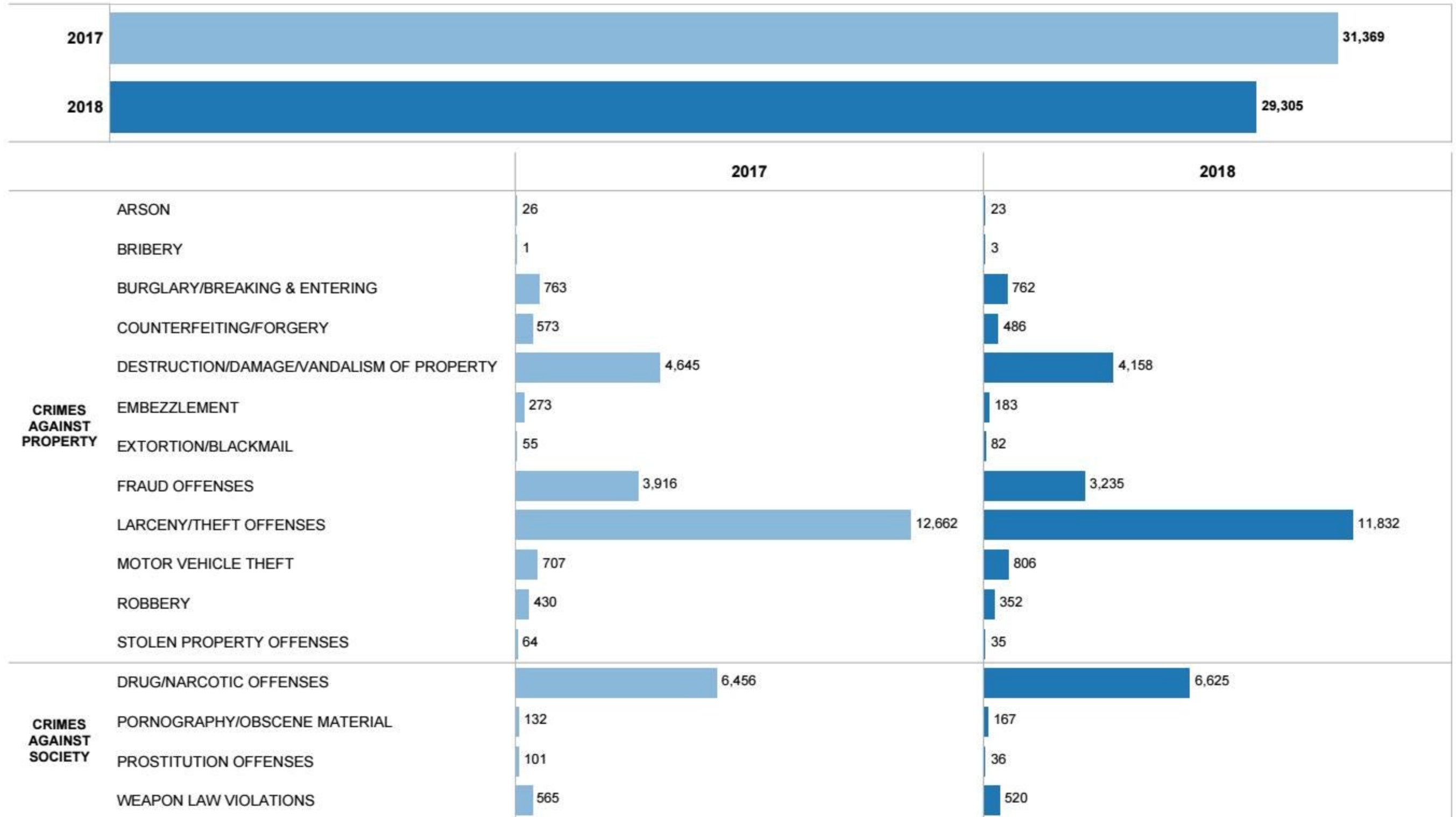


2018 CRIMES AGAINST SOCIETY
DISTRIBUTION by STATION



IBR Offenses above exclude those with a disposition of Unfounded.
*OTHER indicates data without a station indicated in the Records Management System.

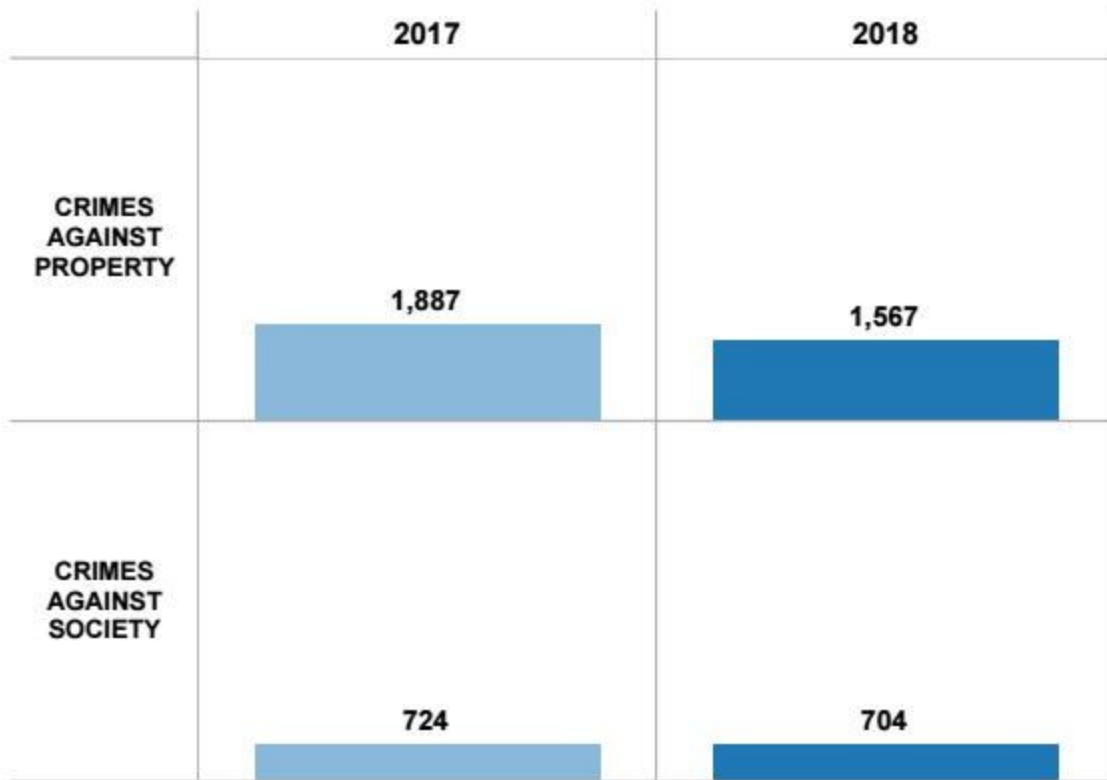
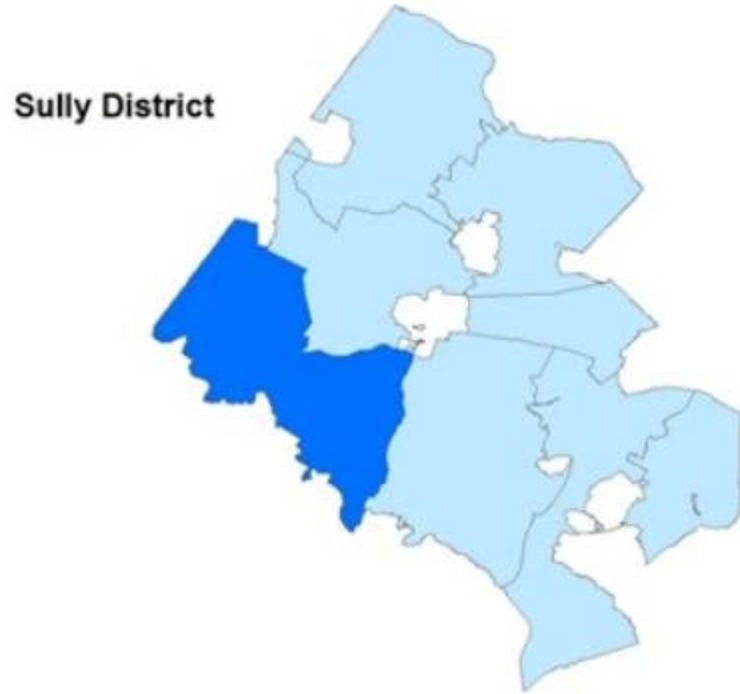
FCPD GROUP A IBR OFFENSES CRIMES AGAINST PROPERTY & CRIMES AGAINST SOCIETY STATISTICS



IBR Offenses above exclude those with a disposition of Unfounded.



FPCPD GROUP A IBR OFFENSE STATISTICS - SULLY DISTRICT

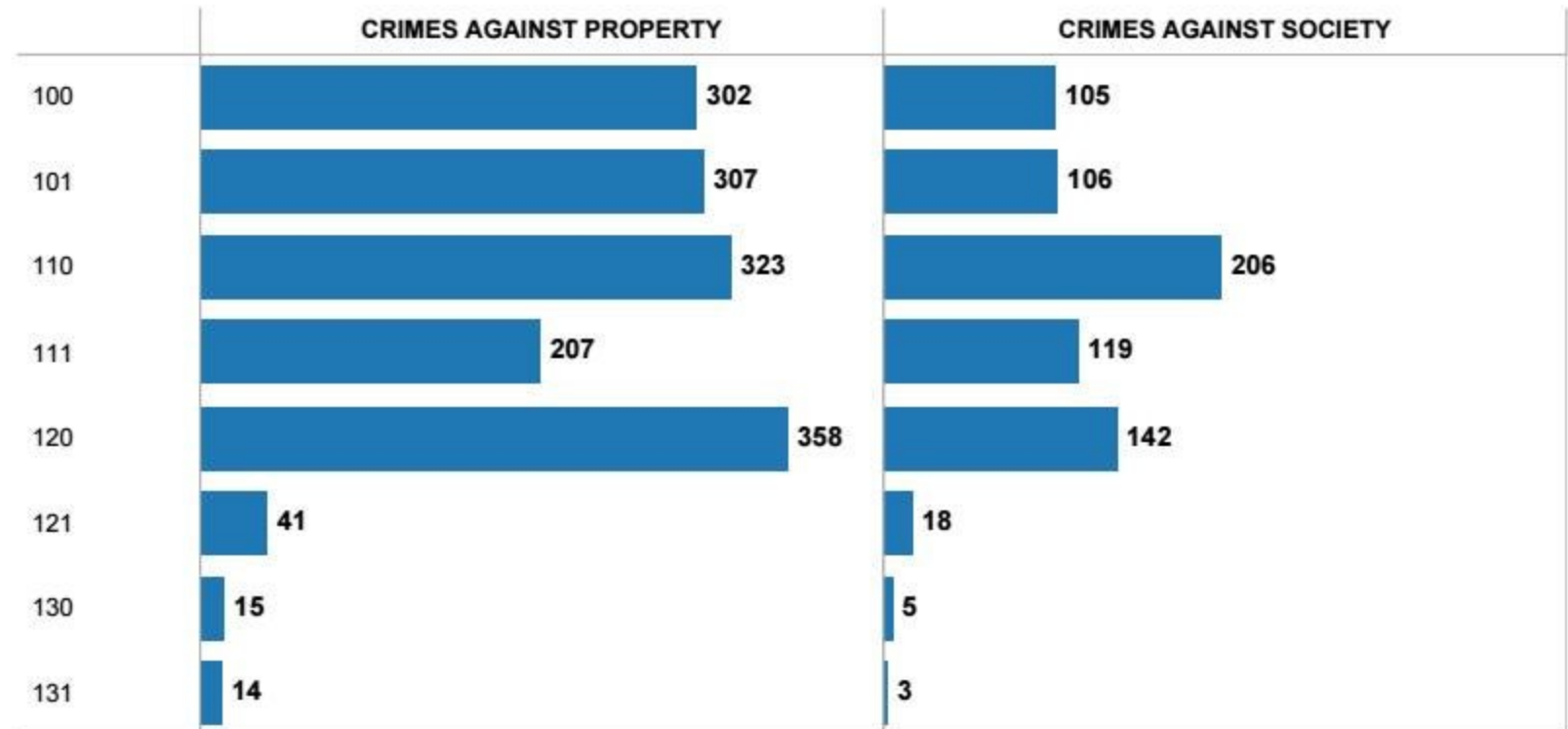


	2017	2018
ARSON	1	2
BURGLARY/BREAKING & ENTERING	53	61
COUNTERFEITING/FORGERY	69	54
DESTRUCTION/DAMAGE/VANDALISM OF PROPERTY	481	392
EMBEZZLEMENT	18	11
EXTORTION/BLACKMAIL	2	12
FRAUD OFFENSES	391	276
LARCENY/THEFT OFFENSES	780	669
MOTOR VEHICLE THEFT	63	59
ROBBERY	24	30
STOLEN PROPERTY OFFENSES	5	1
DRUG/NARCOTIC OFFENSES	659	614
PORNOGRAPHY/OBSCENE MATERIAL	14	21
PROSTITUTION OFFENSES	1	2
WEAPON LAW VIOLATIONS	50	67
Total	2,611	2,271



FCPD GROUP A IBR OFFENSE STATISTICS

SULLY DISTRICT - 2018 BREAKDOWN by PATROL AREA

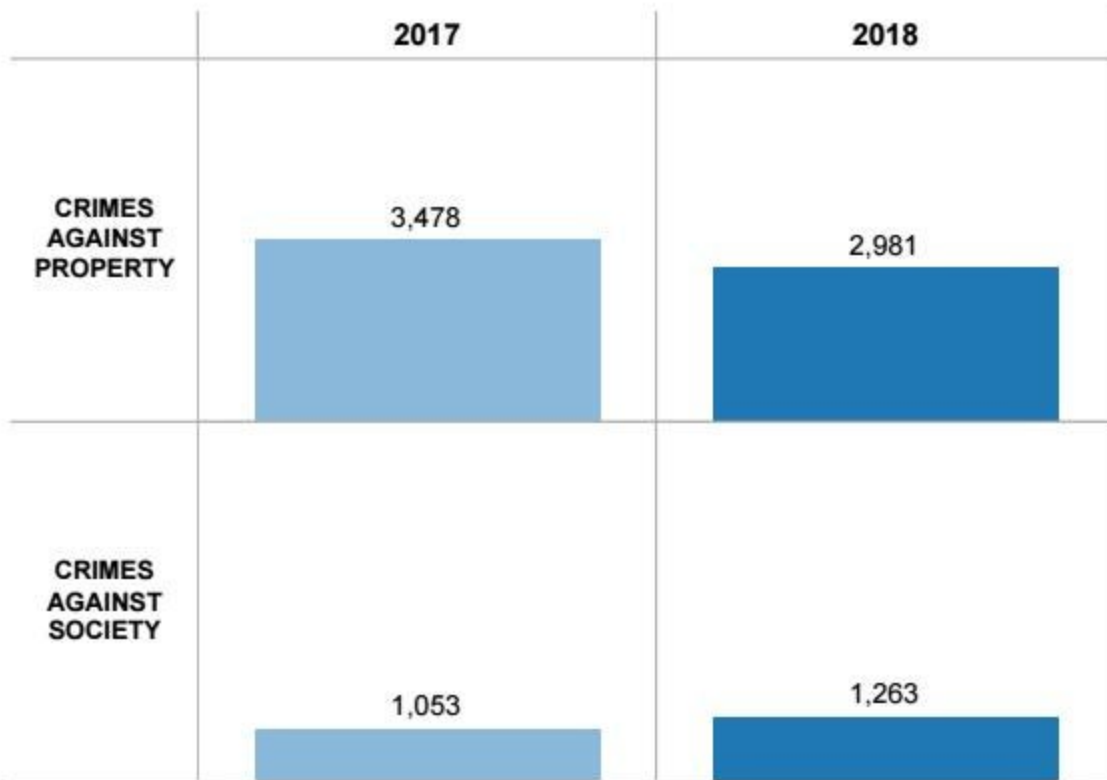
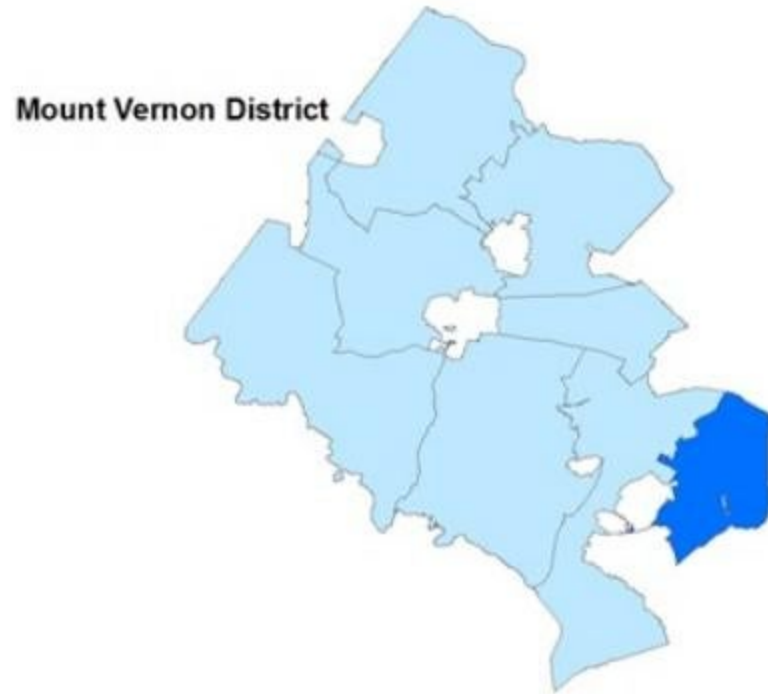


	100	101	110	111	120	121	130	131
CRIMES AGAINST PROPERTY	ARSON				2			
	BURGLARY/BREAKING & ENTERING	15	9	12	7	16	1	1
	COUNTERFEITING/FORGERY	4	9	13	6	21	1	
	DESTRUCTION/DAMAGE/VANDALISM OF PROPERTY	69	111	64	27	106	10	2
	EMBEZZLEMENT			6	4	1		
	EXTORTION/BLACKMAIL	2	4	1	3	2		
	FRAUD OFFENSES	44	42	61	35	63	17	9
	LARCENY/THEFT OFFENSES	147	111	148	116	128	10	4
	MOTOR VEHICLE THEFT	14	13	14	5	11	2	
	ROBBERY	6	8	4	4	8		
	STOLEN PROPERTY OFFENSES	1						
CRIMES AGAINST SOCIETY	DRUG/NARCOTIC OFFENSES	88	90	190	106	119	15	5
	PORNOGRAPHY/OBSCENE MATERIAL	1	6	3	4	6	1	
	PROSTITUTION OFFENSES			2				
	WEAPON LAW VIOLATIONS	16	10	11	9	17	2	2
Grand Total	407	413	529	326	500	59	20	17

IBR Offenses above exclude those with a disposition of Unfounded and those where the Patrol Area indicated on the report fell outside of the indicated district boundaries.



FCPD GROUP A IBR OFFENSE STATISTICS - MT VERNON DISTRICT

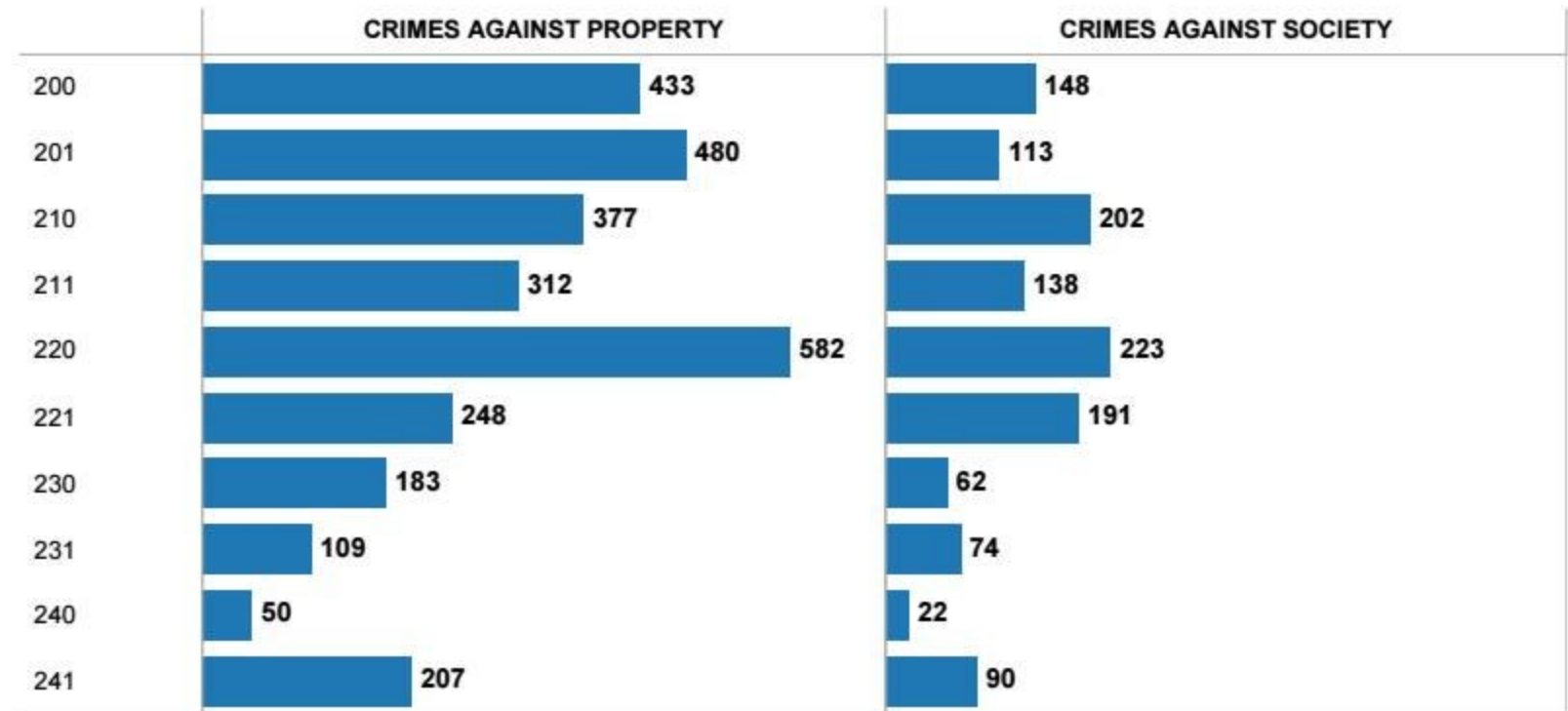
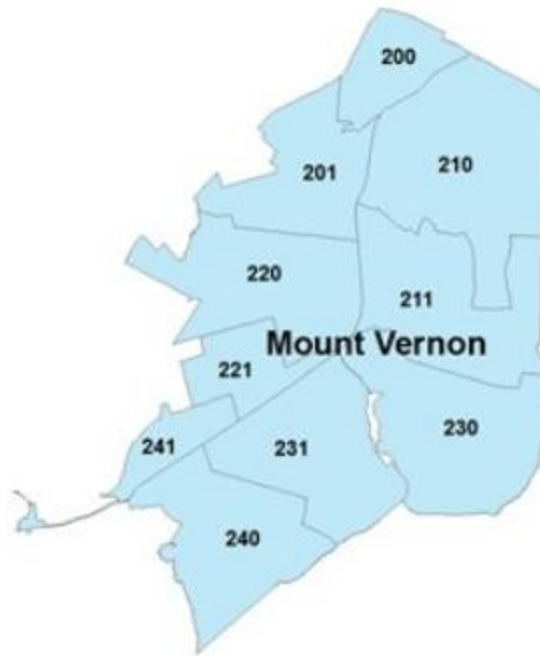


	2017	2018
ARSON	5	5
BURGLARY/BREAKING & ENTERING	124	111
COUNTERFEITING/FORGERY	77	63
DESTRUCTION/DAMAGE/VANDALISM OF PROPERTY	690	629
EMBEZZLEMENT	24	14
CRIMES AGAINST PROPERTY EXTORTION/BLACKMAIL	5	9
FRAUD OFFENSES	405	325
LARCENY/THEFT OFFENSES	1,864	1,593
MOTOR VEHICLE THEFT	155	142
ROBBERY	115	78
STOLEN PROPERTY OFFENSES	14	12
DRUG/NARCOTIC OFFENSES	918	1,132
CRIMES AGAINST SOCIETY PORNOGRAPHY/OBSCENE MATERIAL	9	22
PROSTITUTION OFFENSES	5	
WEAPON LAW VIOLATIONS	121	109
Total	4,531	4,244



FPCPD GROUP A IBR OFFENSE STATISTICS

MT VERNON DISTRICT - 2018 BREAKDOWN by PATROL AREA

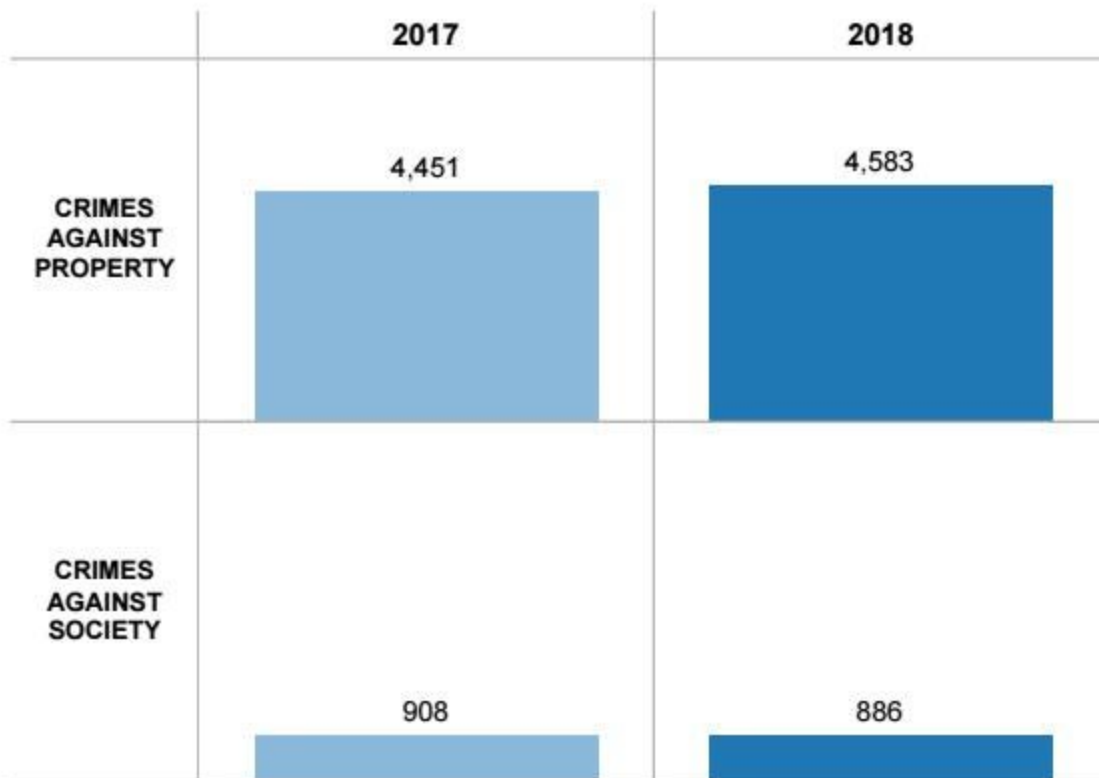
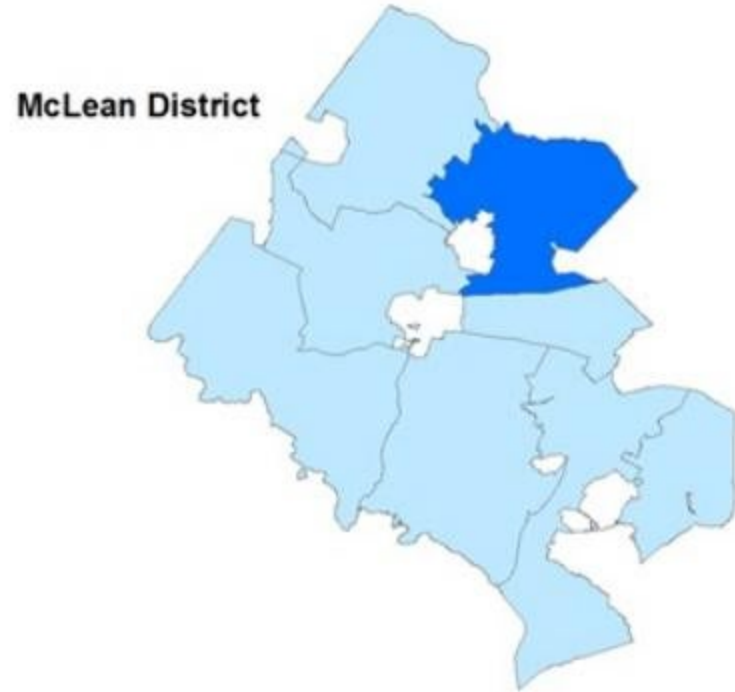


	200	201	210	211	220	221	230	231	240	241	
CRIMES AGAINST PROPERTY	ARSON		1			2	1	1			
	BURGLARY/BREAKING & ENTERING	18	13	24	12	19	7	3	1	5	
	COUNTERFEITING/FORGERY	8	11	13	4	10	7	5	1	3	
	DESTRUCTION/DAMAGE/VANDALISM OF PROPERTY	106	79	55	91	108	66	39	31	43	
	EMBEZZLEMENT	2	5	2	1	4					
	EXTORTION/BLACKMAIL	2	1	1			2	1	1	1	
	FRAUD OFFENSES	37	53	50	30	50	20	33	21	11	20
	LARCENY/THEFT OFFENSES	223	286	210	158	350	110	84	42	20	110
	MOTOR VEHICLE THEFT	29	20	12	7	21	19	9	7	2	16
	ROBBERY	6	9	10	8	17	12	4	1	2	9
	STOLEN PROPERTY OFFENSES	2	2		1	1	3		1	1	1
CRIMES AGAINST SOCIETY	DRUG/NARCOTIC OFFENSES	131	96	188	128	199	173	50	66	79	
	PORNOGRAPHY/OBSCENE MATERIAL	3	3	1	4	2	3	2	3	1	
	WEAPON LAW VIOLATIONS	14	14	13	6	22	15	10	5	10	
Grand Total	581	593	579	450	805	439	245	183	72	297	

IBR Offenses above exclude those with a disposition of Unfounded and those where the Patrol Area indicated on the report fell outside of the indicated district boundaries.



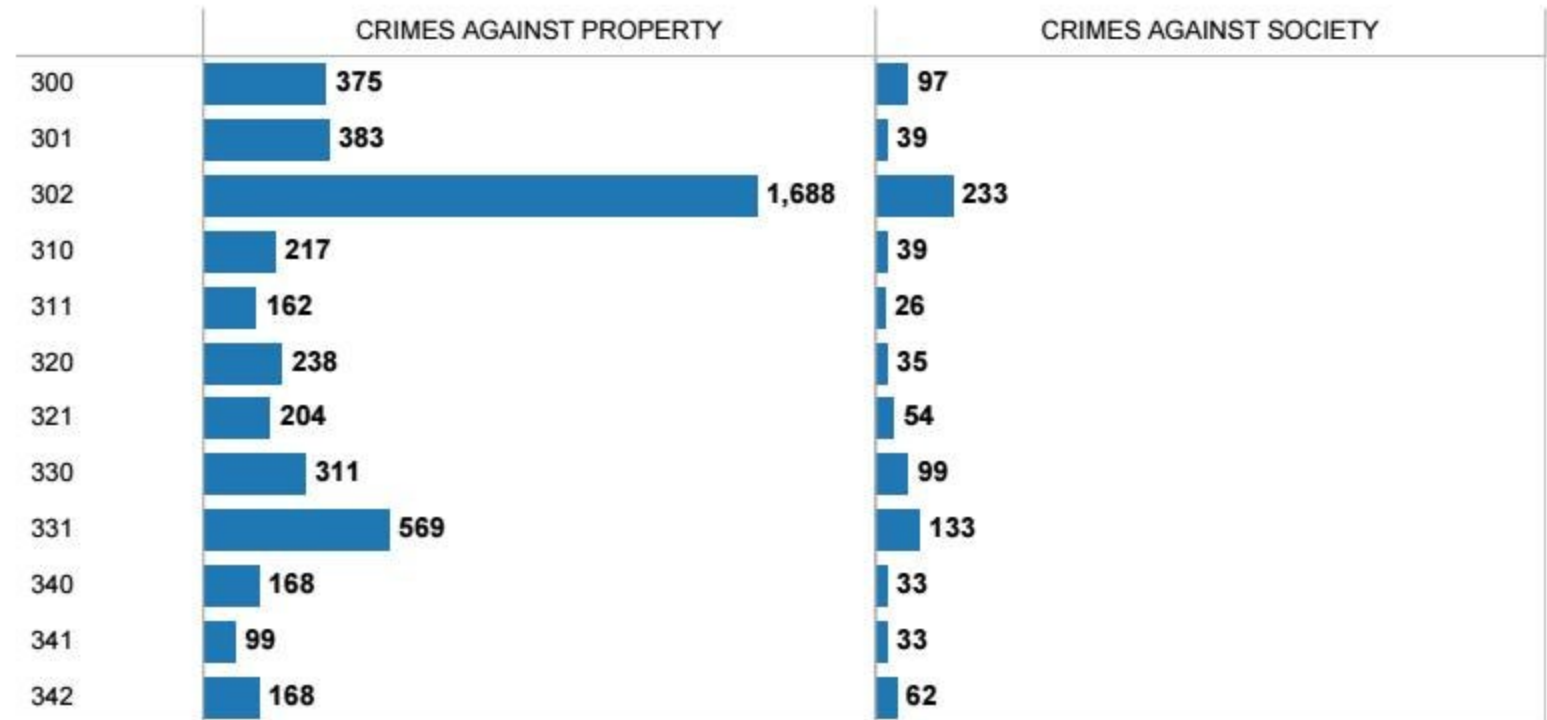
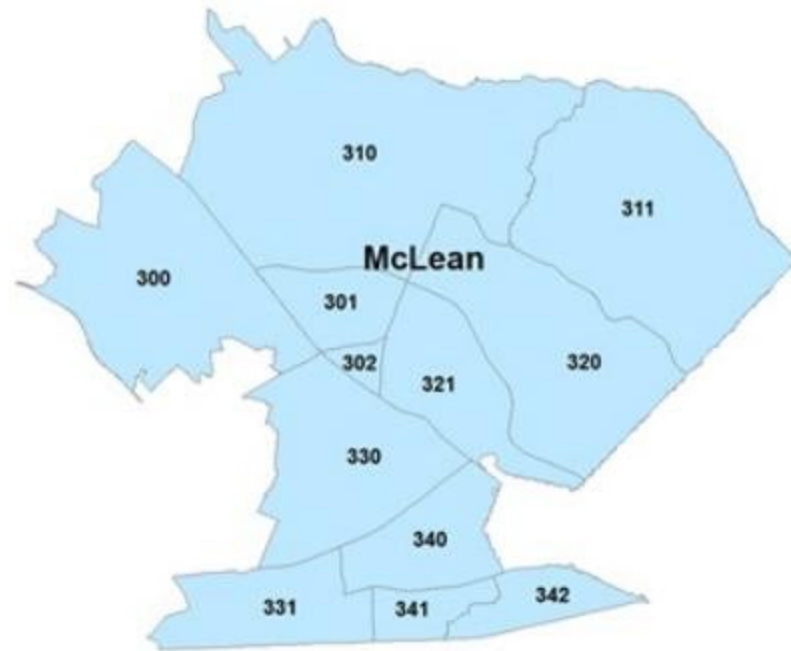
FCPD GROUP A IBR OFFENSE STATISTICS - MCLEAN DISTRICT



	2017	2018	
CRIMES AGAINST PROPERTY	ARSON	3	2
	BRIBERY	1	1
	BURGLARY/BREAKING & ENTERING	153	162
	COUNTERFEITING/FORGERY	82	71
	DESTRUCTION/DAMAGE/VANDALISM OF PROPERTY	585	600
	EMBEZZLEMENT	75	40
	EXTORTION/BLACKMAIL	10	6
	FRAUD OFFENSES	659	630
	LARCENY/THEFT OFFENSES	2,746	2,893
	MOTOR VEHICLE THEFT	84	138
	ROBBERY	44	35
	STOLEN PROPERTY OFFENSES	9	5
CRIMES AGAINST SOCIETY	DRUG/NARCOTIC OFFENSES	811	810
	PORNOGRAPHY/OBSCENE MATERIAL	27	15
	PROSTITUTION OFFENSES	14	7
	WEAPON LAW VIOLATIONS	56	54
Total		5,359	5,469

FPCPD GROUP A IBR OFFENSE STATISTICS

MCLEAN DISTRICT - 2018 BREAKDOWN by PATROL AREA

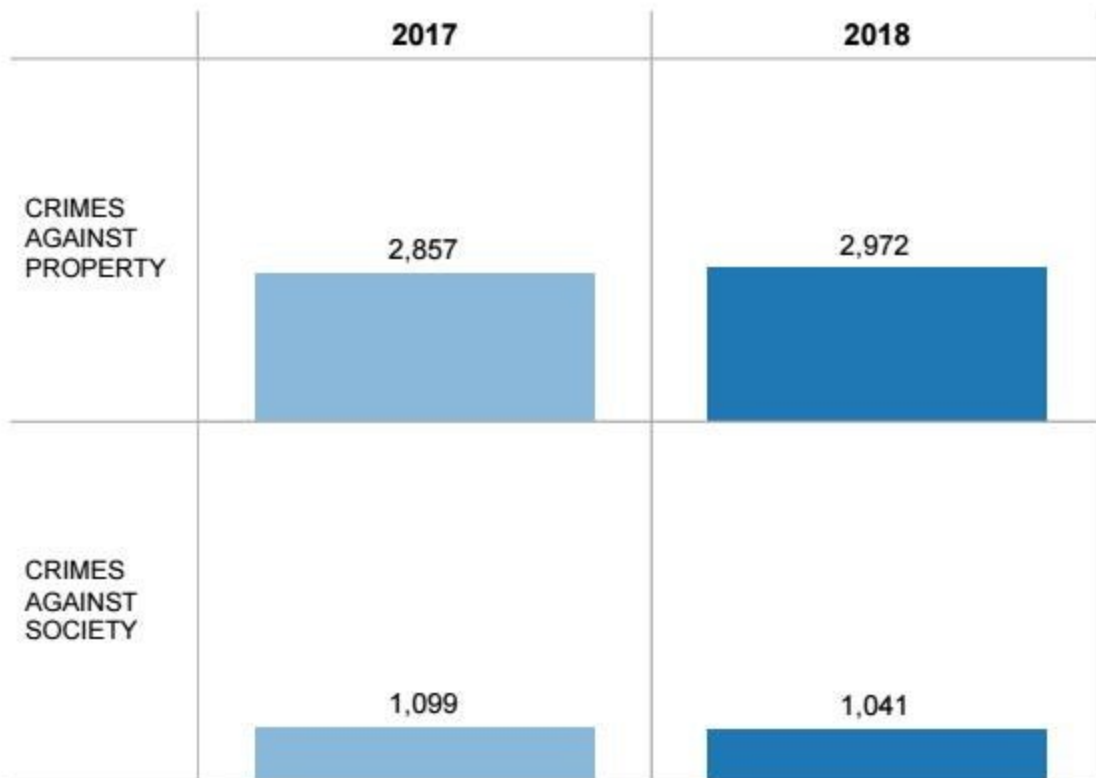


	300	301	302	310	311	320	321	330	331	340	341	342
CRIMES AGAINST PROPERTY												
ARSON				1		1						
BRIBERY									1			
BURGLARY/BREAKING & ENTERING	18	15	24	13	14	14	10	12	9	20	9	4
COUNTERFEITING/FORGERY	9	8	20	2	2	4	3	7	11			5
DESTRUCTION/DAMAGE/VANDALISM OF PROPERTY	71	46	79	49	30	40	48	65	79	38	20	35
EMBEZZLEMENT	3	9	16		1		1	2	8			
EXTORTION/BLACKMAIL			1		1	1	2		1			
FRAUD OFFENSES	58	76	138	41	40	65	35	45	73	23	11	25
LARCENY/THEFT OFFENSES	194	213	1,394	102	69	104	92	160	359	72	47	86
MOTOR VEHICLE THEFT	20	14	9	9	5	8	11	15	22	6	10	9
ROBBERY	2	2	4				2	4	6	9	2	4
STOLEN PROPERTY OFFENSES			3			1		1				
CRIMES AGAINST SOCIETY												
DRUG/NARCOTIC OFFENSES	88	37	226	36	24	31	52	87	118	31	29	48
PORNOGRAPHY/OBSCENE MATERIAL				1		1	1	2	6	1		3
PROSTITUTION OFFENSES	3		1					1	1			1
WEAPON LAW VIOLATIONS	6	2	6	2	2	3	1	9	8	1	4	10
Grand Total	472	422	1,921	256	188	273	258	410	702	201	132	230

IBR Offenses above exclude those with a disposition of Unfounded and those where the Patrol Area indicated on the report fell outside of the indicated district boundaries.



FCPD GROUP A IBR OFFENSE STATISTICS- MASON DISTRICT

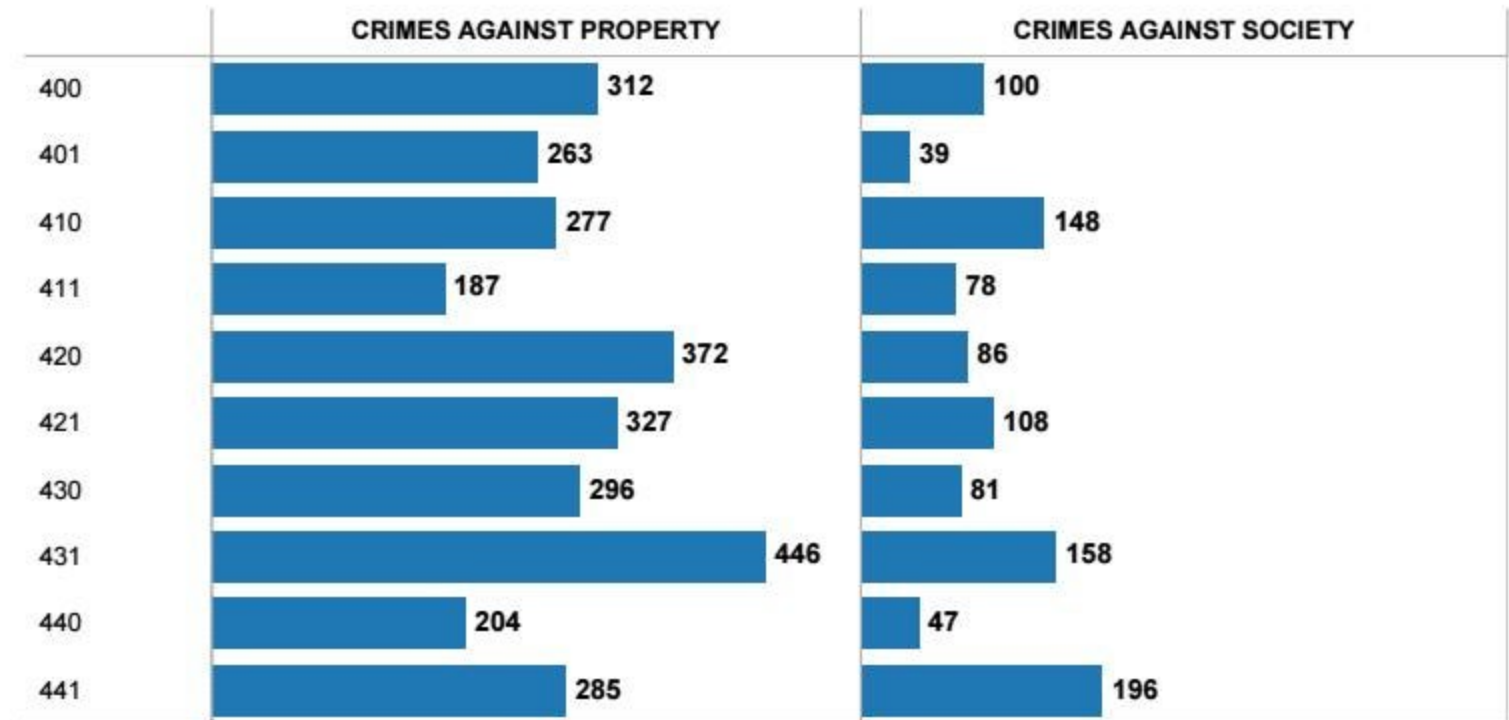
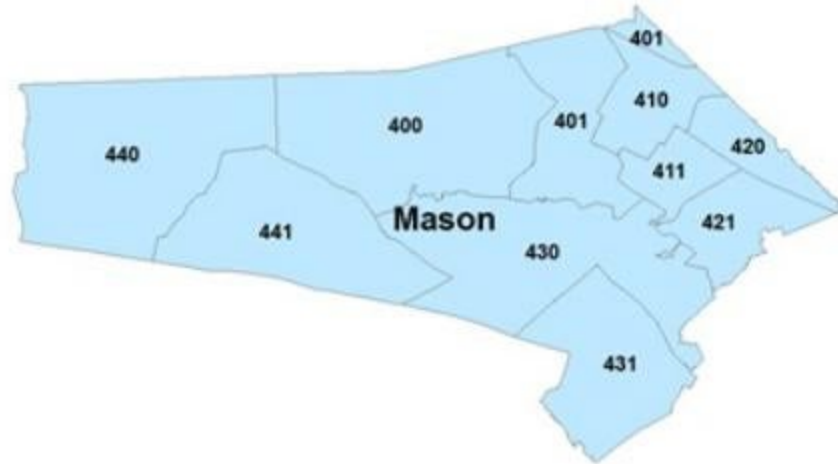


	2017	2018	
CRIMES AGAINST PROPERTY	ARSON	6	1
	BRIBERY		1
	BURGLARY/BREAKING & ENTERING	65	84
	COUNTERFEITING/FORGERY	80	68
	DESTRUCTION/DAMAGE/VANDALISM OF PROPERTY	598	541
	EMBEZZLEMENT	37	30
	EXTORTION/BLACKMAIL	9	13
	FRAUD OFFENSES	364	349
	LARCENY/THEFT OFFENSES	1,511	1,700
	MOTOR VEHICLE THEFT	99	124
CRIMES AGAINST SOCIETY	ROBBERY	82	55
	STOLEN PROPERTY OFFENSES	6	6
	DRUG/NARCOTIC OFFENSES	967	936
	PORNOGRAPHY/OBSCENE MATERIAL	11	24
	PROSTITUTION OFFENSES	44	13
WEAPON LAW VIOLATIONS	77	68	
Total	3,956	4,013	



FPCPD GROUP A IBR OFFENSE STATISTICS

MASON DISTRICT - 2018 BREAKDOWN by PATROL AREA

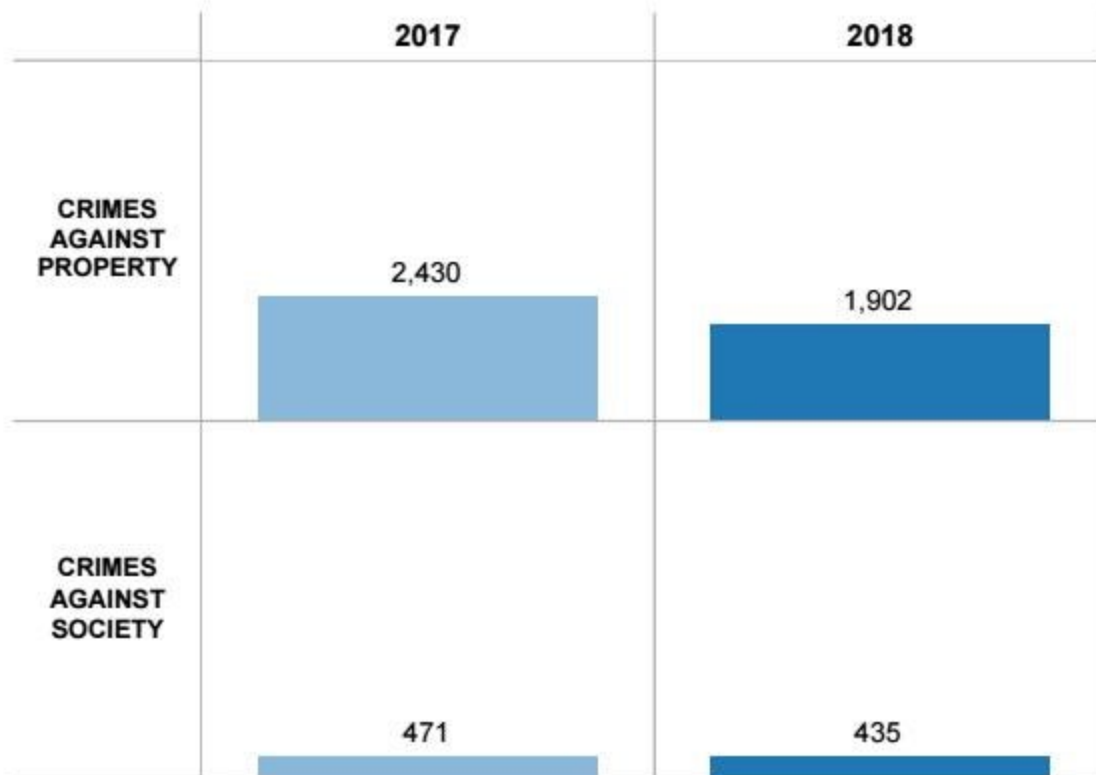


	400	401	410	411	420	421	430	431	440	441
CRIMES AGAINST PROPERTY										
ARSON						1				
BRIBERY							1			
BURGLARY/BREAKING & ENTERING	13	4	3	3	17	5	6	10	11	12
COUNTERFEITING/FORGERY	3	7	10	6	4	4	3	17	2	11
DESTRUCTION/DAMAGE/VANDALISM OF PROPERTY	53	27	52	64	47	64	53	80	41	60
EMBEZZLEMENT		4	5	2	7	1	4	2	1	4
EXTORTION/BLACKMAIL	5	2		1			2	1	1	1
FRAUD OFFENSES	48	27	27	19	28	36	60	33	33	38
LARCENY/THEFT OFFENSES	172	183	165	73	255	197	146	269	105	133
MOTOR VEHICLE THEFT	14	4	10	7	8	15	21	25	8	12
ROBBERY	3	4	4	12	6	4		7	2	13
STOLEN PROPERTY OFFENSES	1	1	1					2		1
CRIMES AGAINST SOCIETY										
DRUG/NARCOTIC OFFENSES	86	38	131	66	65	102	70	149	45	184
PORNOGRAPHY/OBSCENE MATERIAL	4		4	1		1	6	4	1	3
PROSTITUTION OFFENSES					11		1		1	
WEAPON LAW VIOLATIONS	10	1	13	11	10	5	4	5		9
Grand Total	412	302	425	265	458	435	377	604	251	481

IBR Offenses above exclude those with a disposition of Unfounded and those where the Patrol Area indicated on the report fell outside of the indicated district boundaries.



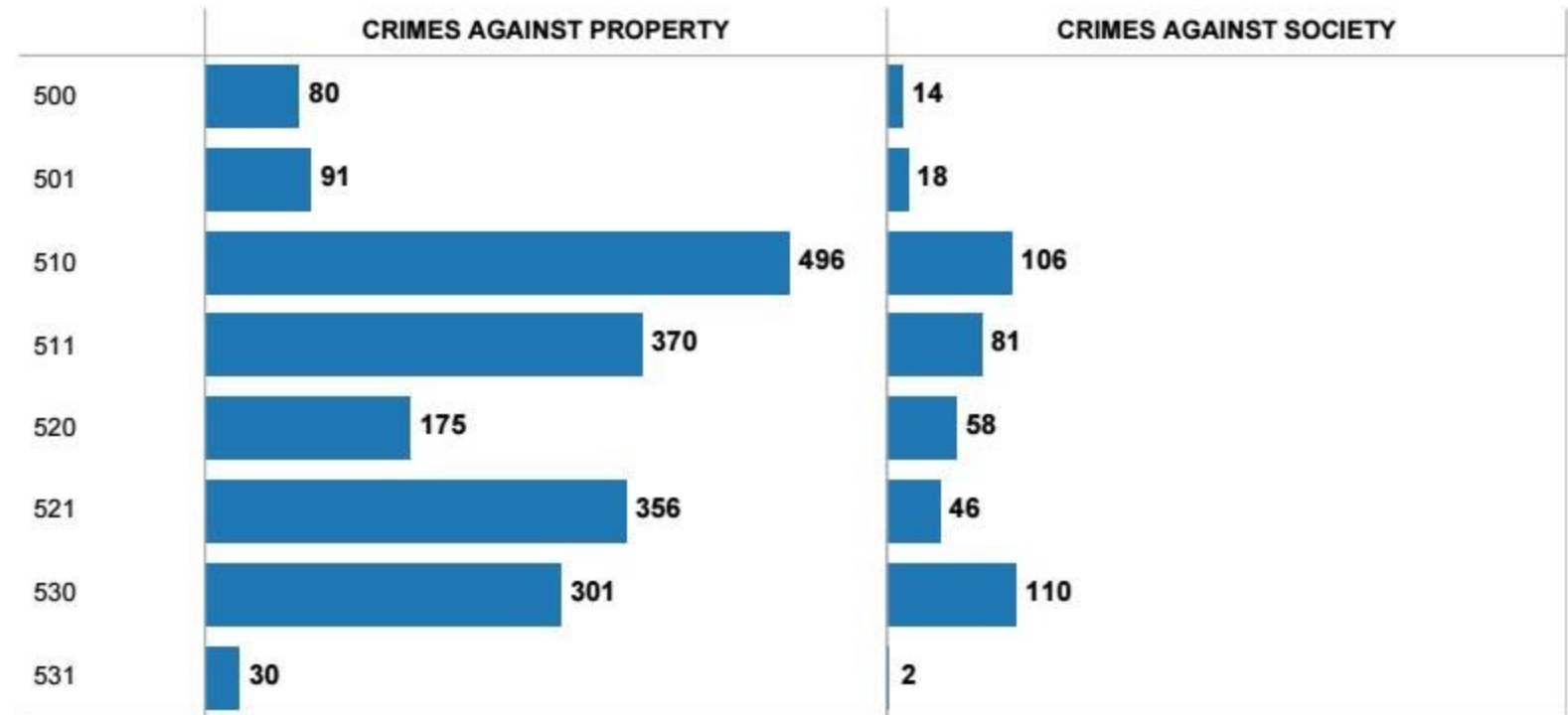
FCPD GROUP A IBR OFFENSE STATISTICS- RESTON DISTRICT



	2017	2018
ARSON	2	3
BURGLARY/BREAKING & ENTERING	79	50
COUNTERFEITING/FORGERY	29	36
DESTRUCTION/DAMAGE/VANDALISM OF PROPERTY	522	418
EMBEZZLEMENT	18	16
EXTORTION/BLACKMAIL	12	9
FRAUD OFFENSES	457	334
LARCENY/THEFT OFFENSES	1,215	953
MOTOR VEHICLE THEFT	52	53
ROBBERY	36	30
STOLEN PROPERTY OFFENSES	8	
DRUG/NARCOTIC OFFENSES	405	385
PORNOGRAPHY/OBSCENE MATERIAL	10	13
PROSTITUTION OFFENSES	5	2
WEAPON LAW VIOLATIONS	51	35
Total	2,901	2,337

FCPD GROUP A IBR OFFENSE STATISTICS

RESTON DISTRICT - 2018 BREAKDOWN by PATROL AREA

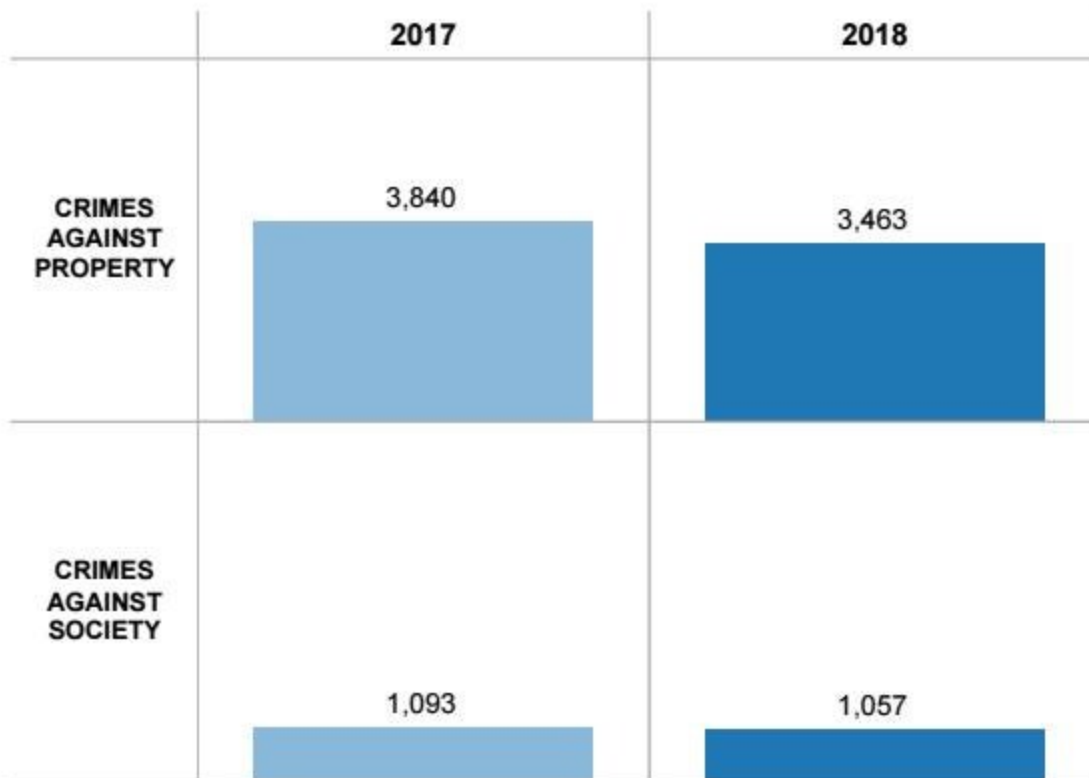


	500	501	510	511	520	521	530	531
CRIMES AGAINST PROPERTY	ARSON					1	2	
	BURGLARY/BREAKING & ENTERING	4	9	7	7	6	10	6
	COUNTERFEITING/FORGERY	3	3	10	6	3	4	7
	DESTRUCTION/DAMAGE/VANDALISM OF PROPERTY	19	14	56	120	53	89	59
	EMBEZZLEMENT		2	11			1	2
	EXTORTION/BLACKMAIL	2	1		2	1	3	
	FRAUD OFFENSES	24	27	105	49	34	39	47
	LARCENY/THEFT OFFENSES	23	30	291	170	70	195	160
	MOTOR VEHICLE THEFT	4	2	10	13	5	6	12
	ROBBERY	1	3	6	3	3	8	6
CRIMES AGAINST SOCIETY	DRUG/NARCOTIC OFFENSES	14	15	99	75	50	43	87
	PORNOGRAPHY/OBSCENE MATERIAL			2	2	2	1	6
	PROSTITUTION OFFENSES						1	1
	WEAPON LAW VIOLATIONS		3	5	4	6	1	16
Grand Total	94	109	602	451	233	402	411	32

IBR Offenses above exclude those with a disposition of Unfounded and those where the Patrol Area indicated on the report fell outside of the indicated district boundaries.



FCPD GROUP A IBR OFFENSE STATISTICS - FRANCONIA DISTRICT

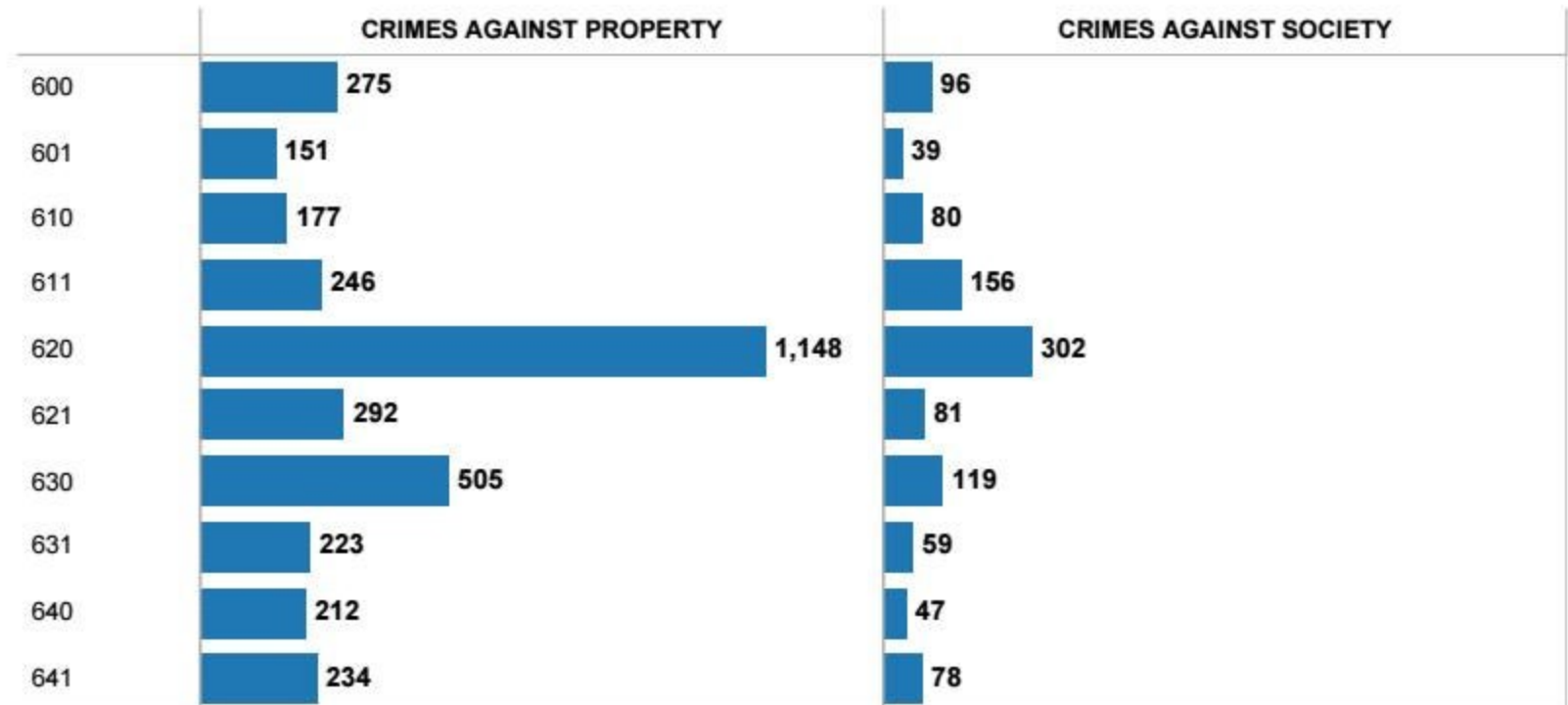


	2017	2018	
CRIMES AGAINST PROPERTY	ARSON	3	5
	BRIBERY		1
	BURGLARY/BREAKING & ENTERING	142	133
	COUNTERFEITING/FORGERY	98	74
	DESTRUCTION/DAMAGE/VANDALISM OF PROPERTY	682	565
	EMBEZZLEMENT	51	47
	EXTORTION/BLACKMAIL	7	8
	FRAUD OFFENSES	474	385
	LARCENY/THEFT OFFENSES	2,195	2,025
	MOTOR VEHICLE THEFT	128	161
	ROBBERY	54	56
	STOLEN PROPERTY OFFENSES	6	3
CRIMES AGAINST SOCIETY	DRUG/NARCOTIC OFFENSES	1,004	975
	PORNOGRAPHY/OBSCENE MATERIAL	11	18
	PROSTITUTION OFFENSES	6	4
	WEAPON LAW VIOLATIONS	72	60
Total	4,933	4,520	



FCPD GROUP A IBR OFFENSE STATISTICS

FRANCONIA DISTRICT - 2018 BREAKDOWN by PATROL AREA



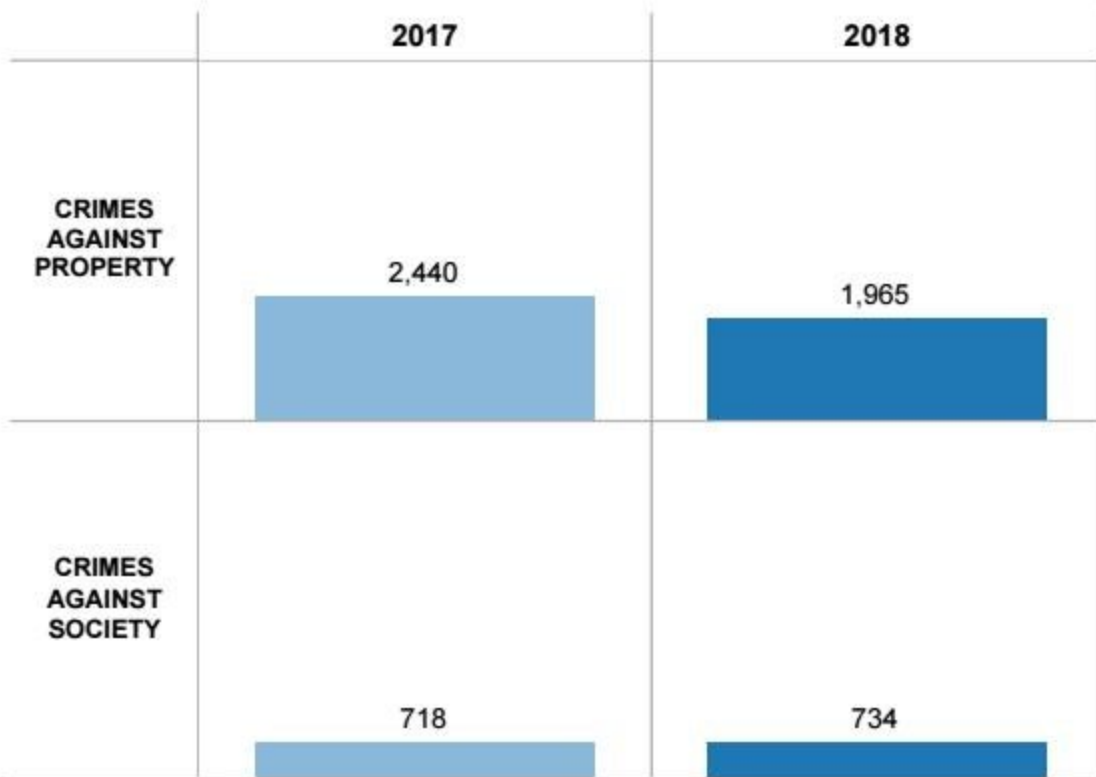
	600	601	610	611	620	621	630	631	640	641
CRIMES AGAINST PROPERTY										
ARSON	1				1		1		1	1
BRIBERY								1		
BURGLARY/BREAKING & ENTERING	15	6	9	13	25	14	21	8	7	15
COUNTERFEITING/FORGERY	7		5	5	7	5	15	5	7	18
DESTRUCTION/DAMAGE/VANDALISM OF PROPERTY	57	34	42	50	94	49	61	50	75	53
EMBEZZLEMENT	1	3	5	2	26		5	2		3
EXTORTION/BLACKMAIL	1	1	2	1	1				1	1
FRAUD OFFENSES	38	15	23	36	70	46	69	39	25	24
LARCENY/THEFT OFFENSES	130	75	67	118	899	150	310	106	75	95
MOTOR VEHICLE THEFT	21	15	19	12	19	24	16	12	13	10
ROBBERY	4	2	5	9	6	2	7		8	13
STOLEN PROPERTY OFFENSES						2				1
CRIMES AGAINST SOCIETY										
DRUG/NARCOTIC OFFENSES	84	37	76	149	287	75	109	53	37	68
PORNOGRAPHY/OBSCENE MATERIAL	5	1	1	1	3	1	3	2	1	
PROSTITUTION OFFENSES				1	3					
WEAPON LAW VIOLATIONS	7	1	3	5	9	5	7	4	9	10
Grand Total	371	190	257	402	1,450	373	624	282	259	312

IBR Offenses above exclude those with a disposition of Unfounded and those where the Patrol Area indicated on the report fell outside of the indicated district boundaries.



FCPD GROUP A IBR OFFENSE STATISTICS - WEST SPRINGFIELD DISTRICT

West Springfield District

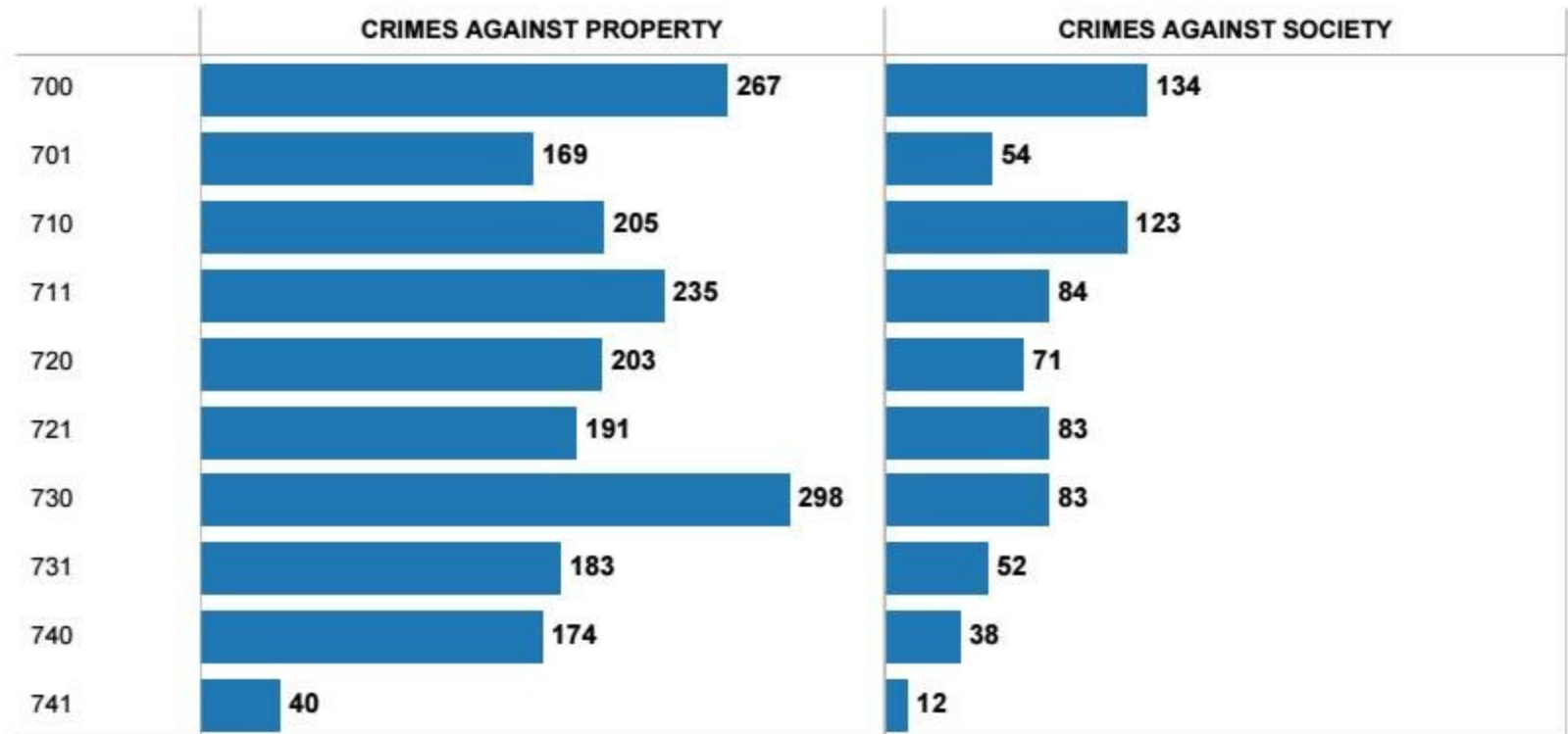
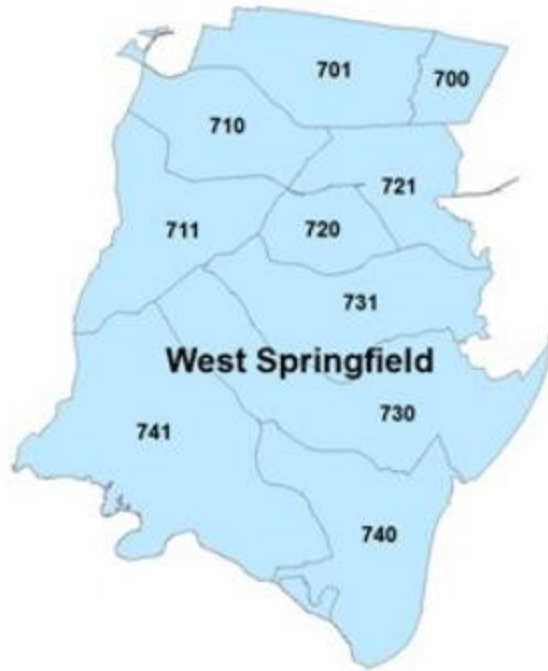


	2017	2018
ARSON	2	3
BURGLARY/BREAKING & ENTERING	64	82
COUNTERFEITING/FORGERY	59	30
DESTRUCTION/DAMAGE/VANDALISM OF PROPERTY	546	487
EMBEZZLEMENT	31	7
EXTORTION/BLACKMAIL	5	10
FRAUD OFFENSES	581	433
LARCENY/THEFT OFFENSES	1,033	798
MOTOR VEHICLE THEFT	71	82
ROBBERY	41	32
STOLEN PROPERTY OFFENSES	7	1
DRUG/NARCOTIC OFFENSES	626	644
PORNOGRAPHY/OBSCENE MATERIAL	25	30
PROSTITUTION OFFENSES	1	
WEAPON LAW VIOLATIONS	66	60
Total	3,158	2,699



FPCPD GROUP A IBR OFFENSE STATISTICS

WEST SPRINGFIELD DISTRICT - 2018 BREAKDOWN by PATROL AREA



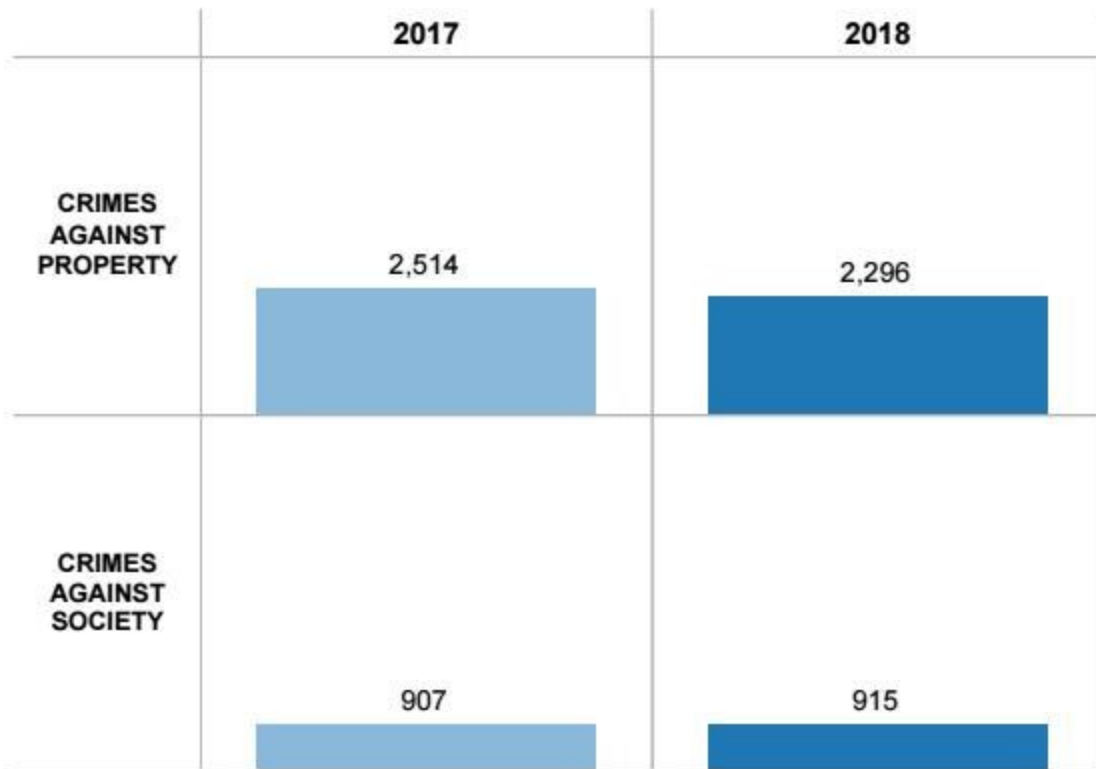
	700	701	710	711	720	721	730	731	740	741
CRIMES AGAINST PROPERTY	ARSON			1			2			
	BURGLARY/BREAKING & ENTERING	17	3	9	11	5	7	15	8	7
	COUNTERFEITING/FORGERY	6	3	1	4	2	5	2	3	3
	DESTRUCTION/DAMAGE/VANDALISM OF PROPERTY	86	34	60	53	57	45	74	35	36
	EMBEZZLEMENT	1		1	1			3		1
	EXTORTION/BLACKMAIL	2	1	1			1	1	2	1
	FRAUD OFFENSES	26	46	37	60	42	40	68	62	37
	LARCENY/THEFT OFFENSES	104	75	80	97	91	79	114	63	79
	MOTOR VEHICLE THEFT	15	6	12	8	4	7	16	9	5
	ROBBERY	10	1	2	1	2	7	3	1	5
	STOLEN PROPERTY OFFENSES			1						
CRIMES AGAINST SOCIETY	DRUG/NARCOTIC OFFENSES	113	42	113	74	65	70	76	48	32
	PORNOGRAPHY/OBSCENE MATERIAL	4	7	4	2	4	5	2	1	1
	WEAPON LAW VIOLATIONS	17	5	6	8	2	8	5	3	5
Grand Total	401	223	328	319	274	274	381	235	212	52

IBR Offenses above exclude those with a disposition of Unfounded and those where the Patrol Area indicated on the report fell outside of the indicated district boundaries.



FCPD GROUP A IBR OFFENSE STATISTICS - FAIR OAKS DISTRICT

Fair Oaks District

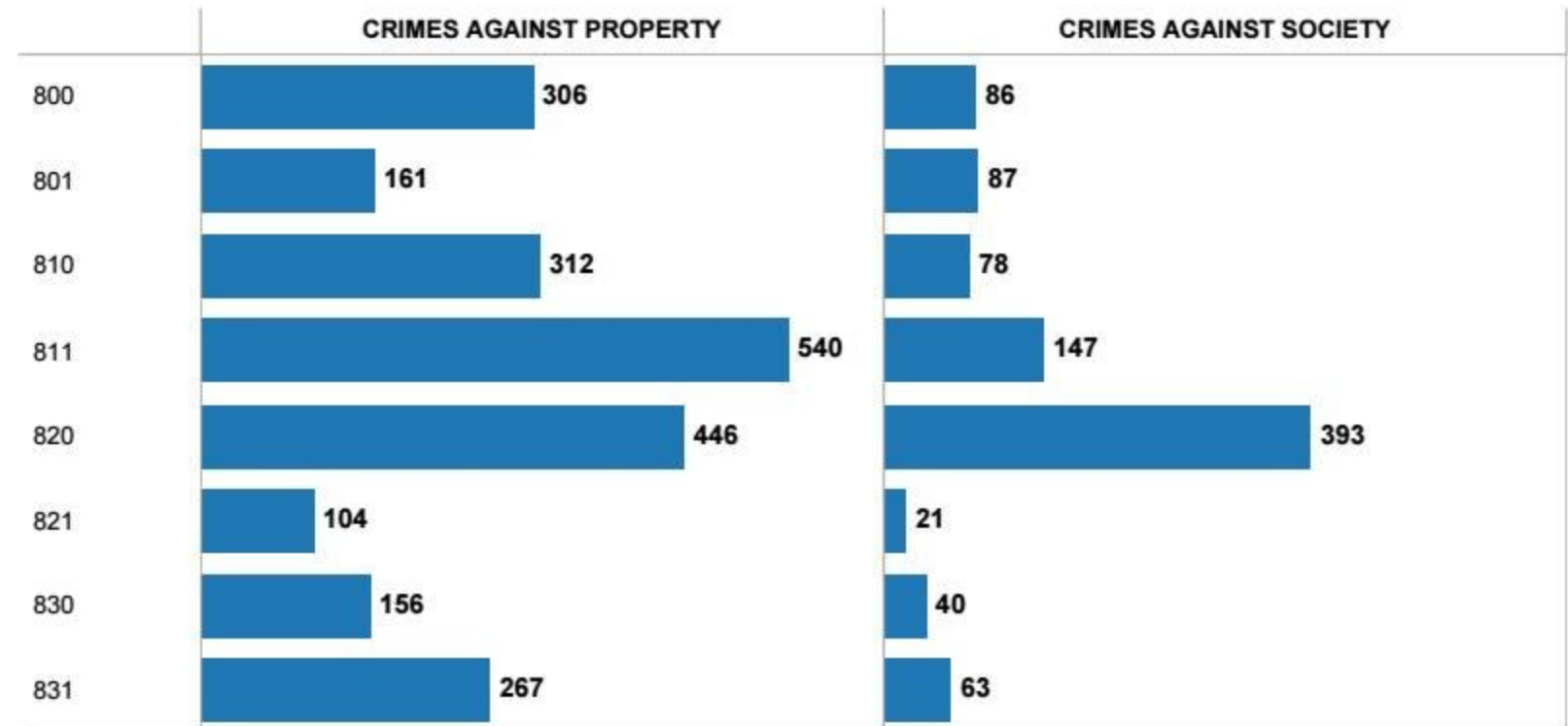


	2017	2018
ARSON	4	2
BURGLARY/BREAKING & ENTERING	82	72
COUNTERFEITING/FORGERY	56	66
DESTRUCTION/DAMAGE/VANDALISM OF PROPERTY	505	494
EMBEZZLEMENT	19	18
EXTORTION/BLACKMAIL	5	15
FRAUD OFFENSES	505	424
LARCENY/THEFT OFFENSES	1,254	1,127
MOTOR VEHICLE THEFT	52	42
ROBBERY	26	30
STOLEN PROPERTY OFFENSES	6	6
DRUG/NARCOTIC OFFENSES	807	839
PORNOGRAPHY/OBSCENE MATERIAL	23	23
PROSTITUTION OFFENSES	19	6
WEAPON LAW VIOLATIONS	58	47
Total	3,421	3,211



FCPD GROUP A IBR OFFENSE STATISTICS

FAIR OAKS DISTRICT - 2018 BREAKDOWN by PATROL AREA



	800	801	810	811	820	821	830	831
CRIMES AGAINST PROPERTY	ARSON	1						1
	BURGLARY/BREAKING & ENTERING	8	4	14	16	14	6	7
	COUNTERFEITING/FORGERY	10	6	6	14	24	1	3
	DESTRUCTION/DAMAGE/VANDALISM OF PROPERTY	99	28	42	134	59	21	38
	EMBEZZLEMENT	2	2	4	4	6		
	EXTORTION/BLACKMAIL	1	1	1	7	1	2	1
	FRAUD OFFENSES	36	46	51	104	62	39	42
	LARCENY/THEFT OFFENSES	135	69	185	251	271	34	56
	MOTOR VEHICLE THEFT	7	4	2	4	3	1	9
	ROBBERY	6	1	7	3	4		4
	STOLEN PROPERTY OFFENSES	1			3	2		
CRIMES AGAINST SOCIETY	DRUG/NARCOTIC OFFENSES	73	82	72	121	387	18	33
	PORNOGRAPHY/OBSCENE MATERIAL		2	1	15		1	2
	PROSTITUTION OFFENSES	3				3		
	WEAPON LAW VIOLATIONS	10	3	5	11	3	2	5
Grand Total	392	248	390	687	839	125	196	330

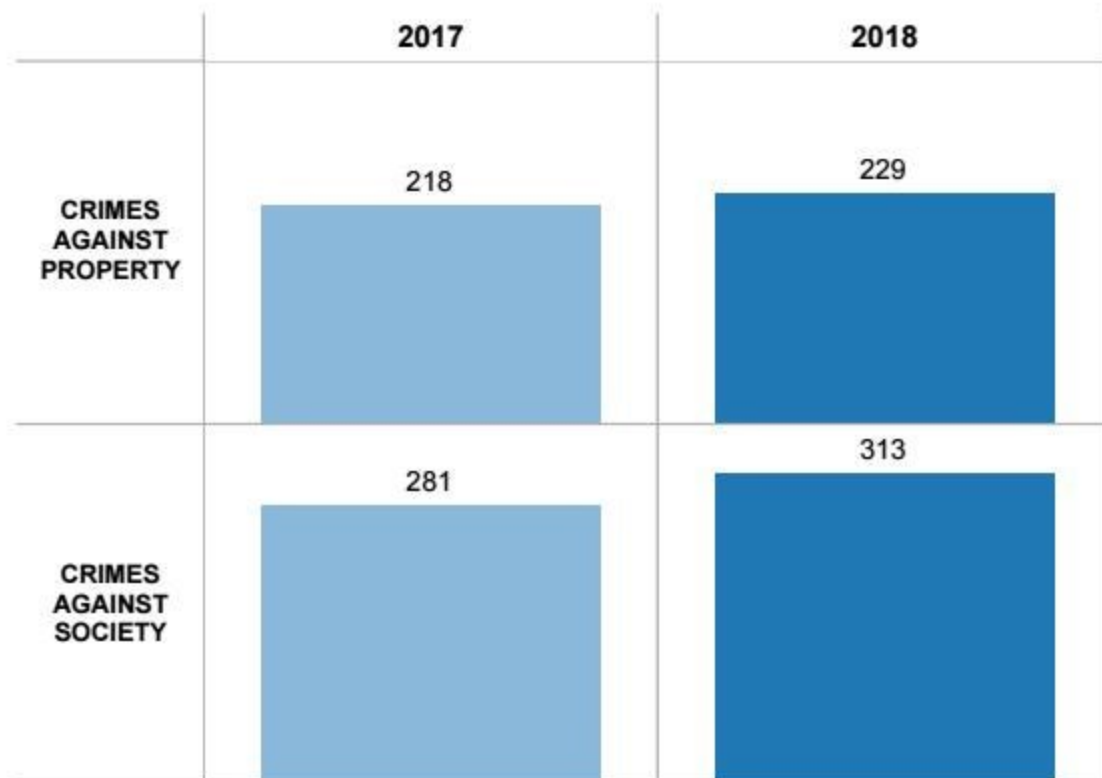
IBR Offenses above exclude those with a disposition of Unfounded and those where the Patrol Area indicated on the report fell outside of the indicated district boundaries.



FCPD GROUP A IBR OFFENSE STATISTICS - NO DISTRICT INDICATED ON REPORT

**NO
STATION
INDICATED**

	2017	2018		
CRIMES AGAINST PROPERTY	BURGLARY/BREAKING & ENTERING	1	7	
	COUNTERFEITING/FORGERY	23	24	
	DESTRUCTION/DAMAGE/VANDALISM OF PROPERTY	36	32	
	FRAUD OFFENSES	80	80	
	LARCENY/THEFT OFFENSES	64	75	
	MOTOR VEHICLE THEFT	3	4	
	ROBBERY	8	6	
	STOLEN PROPERTY OFFENSES	3	1	
	CRIMES AGAINST SOCIETY	DRUG/NARCOTIC OFFENSES	259	290
		PORNOGRAPHY/OBSCENE MATERIAL	2	1
PROSTITUTION OFFENSES		6	2	
WEAPON LAW VIOLATIONS		14	20	
Total	499	542		





FCPD GROUP A IBR OFFENSE STATISTICS

2017 Case Status & Closure Rates

The following Group A offense "closed" status and "closure rates" are based on case disposition at the time of publishing. Closed status includes the following disposition types: Closures by Arrest, Exceptional closures and Service closures for all founded offenses. Exceptional closures include those where investigative efforts for a crime committed result in circumstances where it is beyond police means to make an arrest. Service closures include those where investigative efforts determine that there was no crime committed. Closure rates are calculated based on the percentage of "closed" dispositions in comparison to the overall number of reported offenses in each category. The number of offenses includes both those where the offender attempted an offense and those where the offender completed the offense. The calendar year included represents the year in which the crime was reported.

2017 GROUP A CASE STATUS				2017 GROUP A CLOSURE RATES	
	ACTIVE	CLOSED	Total		CLOSED
ALL OTHER OFFENSES	5,952	4,564	10,516	ALL OTHER OFFENSES	43.40%
ARSON	20	6	26	ARSON	23.08%
ASSAULT OFFENSES	3,172	3,708	6,880	ASSAULT OFFENSES	53.90%
BAD CHECKS	35	12	47	BAD CHECKS	25.53%
BRIBERY		1	1	BRIBERY	100.00%
BURGLARY/BREAKING & ENTERING	475	288	763	BURGLARY/BREAKING & ENTERING	37.75%
CONSPIRACY TO COMMIT GROUP A	1	5	6	CONSPIRACY TO COMMIT GROUP A	83.33%
COUNTERFEITING/FORGERY	238	335	573	COUNTERFEITING/FORGERY	58.46%
CURFEW/LOITERING/VAGRANCY VIOLATIONS		2	2	CURFEW/LOITERING/VAGRANCY VIOLATIONS	100.00%
DESTRUCTION/DAMAGE/VANDALISM OF PROPERTY	3,971	674	4,645	DESTRUCTION/DAMAGE/VANDALISM OF PROPERTY	14.51%
DISORDERLY CONDUCT	406	463	869	DISORDERLY CONDUCT	53.28%
DRIVING UNDER THE INFLUENCE	4	797	801	DRIVING UNDER THE INFLUENCE	99.50%
DRUG/NARCOTIC OFFENSES	857	5,599	6,456	DRUG/NARCOTIC OFFENSES	86.73%
DRUNKENNESS	26	963	989	DRUNKENNESS	97.37%
EMBEZZLEMENT	73	200	273	EMBEZZLEMENT	73.26%
EXTORTION/BLACKMAIL	51	4	55	EXTORTION/BLACKMAIL	7.27%
FAMILY OFFENSES, NONVIOLENT	60	164	224	FAMILY OFFENSES, NONVIOLENT	73.21%
FRAUD OFFENSES	3,452	464	3,916	FRAUD OFFENSES	11.85%
HOMICIDE OFFENSES	4	13	17	HOMICIDE OFFENSES	76.47%
KIDNAPPING/ABDUCTION	27	76	103	KIDNAPPING/ABDUCTION	73.79%
LARCENY/THEFT OFFENSES	8,545	4,117	12,662	LARCENY/THEFT OFFENSES	32.51%
LIQUOR LAW VIOLATIONS	48	263	311	LIQUOR LAW VIOLATIONS	84.57%
MOTOR VEHICLE THEFT	456	251	707	MOTOR VEHICLE THEFT	35.50%
PEEPING TOM	17	4	21	PEEPING TOM	19.05%
PORNOGRAPHY/OBSCENE MATERIAL	53	79	132	PORNOGRAPHY/OBSCENE MATERIAL	59.85%
PROSTITUTION OFFENSES	11	90	101	PROSTITUTION OFFENSES	89.11%
ROBBERY	237	193	430	ROBBERY	44.88%
SEX OFFENSES, FORCIBLE	72	201	273	SEX OFFENSES, FORCIBLE	73.63%
SEX OFFENSES, NONFORCIBLE	2	1	3	SEX OFFENSES, NONFORCIBLE	33.33%
STOLEN PROPERTY OFFENSES	12	52	64	STOLEN PROPERTY OFFENSES	81.25%
TRESPASS OF REAL PROPERTY	1,950	1,154	3,104	TRESPASS OF REAL PROPERTY	37.18%
WEAPON LAW VIOLATIONS	222	343	565	WEAPON LAW VIOLATIONS	60.71%
Total	30,449	25,086	55,535	Total	45.17%



FCPD GROUP A IBR OFFENSE STATISTICS

2018 Case Status & Closure Rates

The following Group A offense "closed" status and "closure rates" are based on case disposition at the time of publishing. Closed status includes the following disposition types: Closures by Arrest, Exceptional closures and Service closures for all founded offenses. Exceptional closures include those where investigative efforts for a crime committed result in circumstances where it is beyond police means to make an arrest. Service closures include those where investigative efforts determine that there was no crime committed. Closure rates are calculated based on the percentage of "closed" dispositions in comparison to the overall number of reported offenses in each category. The number of offenses includes both those where the offender attempted an offense and those where the offender completed the offense. The calendar year included represents the year in which the crime was reported.

2018 GROUP A CASE STATUS				2018 GROUP A CLOSURE RATES	
	ACTIVE	CLOSED	Total		CLOSED
ALL OTHER OFFENSES	5,722	4,192	9,914	ALL OTHER OFFENSES	42.28%
ARSON	15	8	23	ARSON	34.78%
ASSAULT OFFENSES	3,093	3,486	6,579	ASSAULT OFFENSES	52.99%
BAD CHECKS	29	15	44	BAD CHECKS	34.09%
BRIBERY		3	3	BRIBERY	100.00%
BURGLARY/BREAKING & ENTERING	467	295	762	BURGLARY/BREAKING & ENTERING	38.71%
CONSPIRACY TO COMMIT GROUP A		1	1	CONSPIRACY TO COMMIT GROUP A	100.00%
COUNTERFEITING/FORGERY	204	282	486	COUNTERFEITING/FORGERY	58.02%
DESTRUCTION/DAMAGE/VANDALISM OF PROPERTY	3,488	670	4,158	DESTRUCTION/DAMAGE/VANDALISM OF PROPERTY	16.11%
DISORDERLY CONDUCT	411	368	779	DISORDERLY CONDUCT	47.24%
DRIVING UNDER THE INFLUENCE	8	878	886	DRIVING UNDER THE INFLUENCE	99.10%
DRUG/NARCOTIC OFFENSES	1,132	5,493	6,625	DRUG/NARCOTIC OFFENSES	82.91%
DRUNKENNESS	23	900	923	DRUNKENNESS	97.51%
EMBEZZLEMENT	63	120	183	EMBEZZLEMENT	65.57%
EXTORTION/BLACKMAIL	70	12	82	EXTORTION/BLACKMAIL	14.63%
FAMILY OFFENSES, NONVIOLENT	57	131	188	FAMILY OFFENSES, NONVIOLENT	69.68%
FRAUD OFFENSES	2,830	406	3,236	FRAUD OFFENSES	12.55%
HOMICIDE OFFENSES	4	7	11	HOMICIDE OFFENSES	63.64%
KIDNAPPING/ABDUCTION	26	63	89	KIDNAPPING/ABDUCTION	70.79%
LARCENY/THEFT OFFENSES	7,872	3,961	11,833	LARCENY/THEFT OFFENSES	33.47%
LIQUOR LAW VIOLATIONS	27	261	288	LIQUOR LAW VIOLATIONS	90.63%
MOTOR VEHICLE THEFT	584	221	805	MOTOR VEHICLE THEFT	27.45%
PEEPING TOM	18	7	25	PEEPING TOM	28.00%
PORNOGRAPHY/OBSCENE MATERIAL	88	79	167	PORNOGRAPHY/OBSCENE MATERIAL	47.31%
PROSTITUTION OFFENSES	5	31	36	PROSTITUTION OFFENSES	86.11%
ROBBERY	196	156	352	ROBBERY	44.32%
SEX OFFENSES, FORCIBLE	111	184	295	SEX OFFENSES, FORCIBLE	62.37%
SEX OFFENSES, NONFORCIBLE	4	5	9	SEX OFFENSES, NONFORCIBLE	55.56%
STOLEN PROPERTY OFFENSES	9	26	35	STOLEN PROPERTY OFFENSES	74.29%
TRESPASS OF REAL PROPERTY	1,571	1,079	2,650	TRESPASS OF REAL PROPERTY	40.72%
WEAPON LAW VIOLATIONS	198	322	520	WEAPON LAW VIOLATIONS	61.92%
Total	28,325	23,662	51,987	Total	45.52%