



Fairfax County Police Department



2023 Use of Force Annual Summary



INTRODUCTION

In January 2023, the Fairfax County Police Department (FCPD) consolidated all use of force (UOF) documentation reviews to a newly created position within the Internal Affairs Bureau’s Compliance Division. Ultimately, a centralized review process is consistent with national best practices, enhances efficiency and quality assurance, and achieves a more comprehensive documentation of all UOF, vehicle pursuits, and reportable actions that influences policies, practices, equipment, and training.

General Order 540 - Use of Force establishes guidelines and reporting requirements for the use of force by all members of the FCPD and was last updated on April 29, 2024. GO 540 revisions are guided, in part, by this annual summary.

ADMINISTRATIVE INVESTIGATIONS & UOF DOCUMENTATION

Outcome	2022	2023
Admin Investigation w/ Sustained Violation	1	3
Admin Investigation w/ In Compliance Outcome	56	55
UOF Documentation	424	387
Active OIS Investigation	2	3
Total	483	448

OFFICER INVOLVED SHOOTING (OIS) INCIDENTS

OIS Incidents	2022	2023
In Fairfax County	6	2
Outside of Fairfax County	0	1
Total	6	3

UOF INCIDENTS & CALLS FOR SERVICE

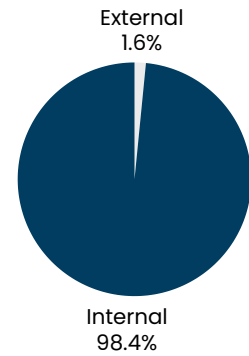
Year	UOF Incidents	Calls for Service	% Incidents per Calls for Service
2022	483	425,088	0.11%
2023	448	461,356	0.10%

Fairfax County Police Department's Calls for Service may be generated by community member calls or self-initiation by an officer. Calls for Service captured in this report include all dispositions. Complete statistical information on agency activities is available on the Fairfax County Police Department Chief's Page under [FCPD Police Crime Statistics Sharing Site](#).



UOF INCIDENTS REPORTED

Type of Report	2022	2023
Externally Generated	10	7
Internally Generated	473	441
Total	483	448

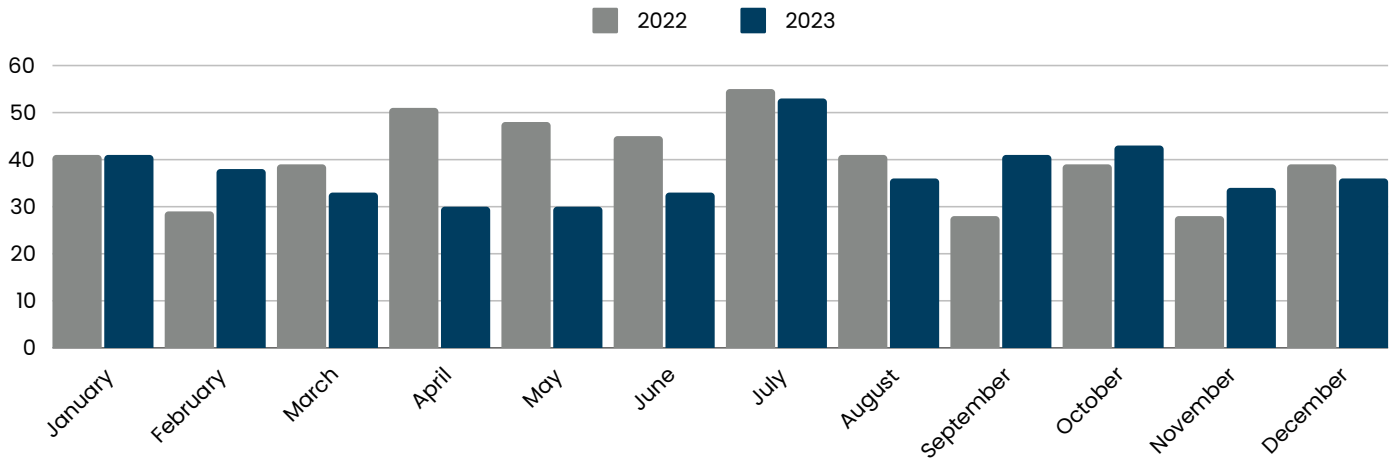


UOF INCIDENTS BY OFFICER ASSIGNMENT

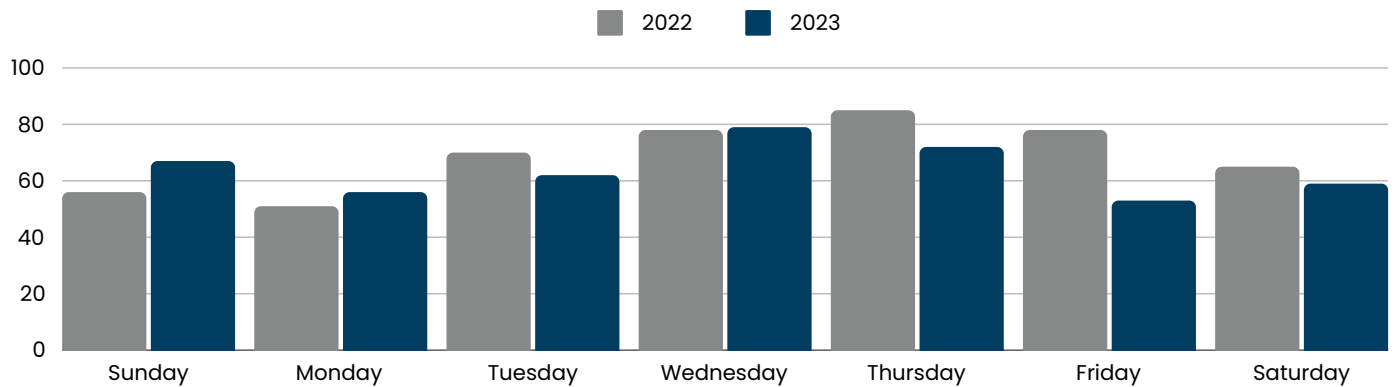
Assignment	2022	2023
Crisis Intervention Team	0	4
Fair Oaks District	22	18
Franconia District	67	66
Major Crimes Bureau	2	3
Mason District	87	87
McLean District	105	86
Mount Vernon District	68	63
Operations Support Bureau	27	18
Organized Crime & Intelligence Bureau	37	39
Resource Management Bureau	1	0
Reston District	16	29
Sully District	30	28
West Springfield District	21	7
Total	483	448



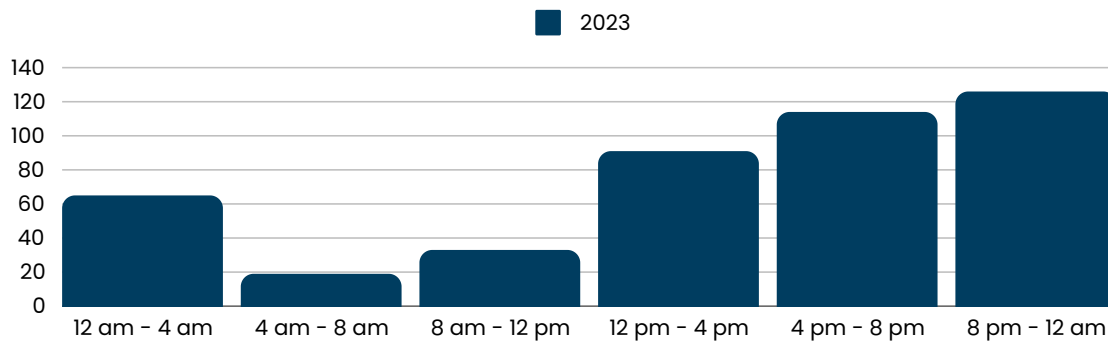
UOF INCIDENTS BY MONTH



UOF INCIDENTS BY DAY OF WEEK



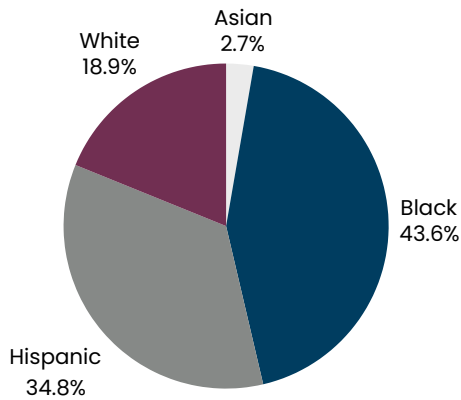
UOF INCIDENTS BY TIME OF DAY



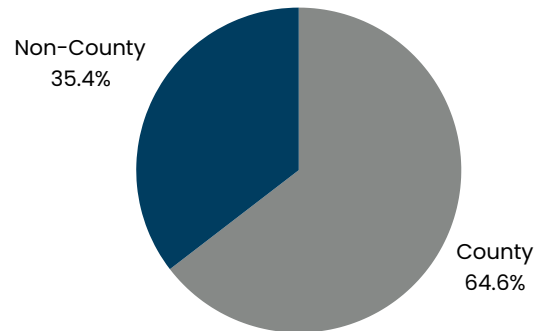
UOF DEMOGRAPHICS BY RESIDENCY

Race	County Resident Male	County Resident Female	Non-County Resident Male	Non-County Resident Female	Total	Percent
Asian	10	1	2	0	13	2.73%
Black	90	14	89	15	208	43.60%
Hispanic	125	8	30	3	166	34.80%
White	51	9	25	5	90	18.87%
Total	276	32	146	23	477	100.0%

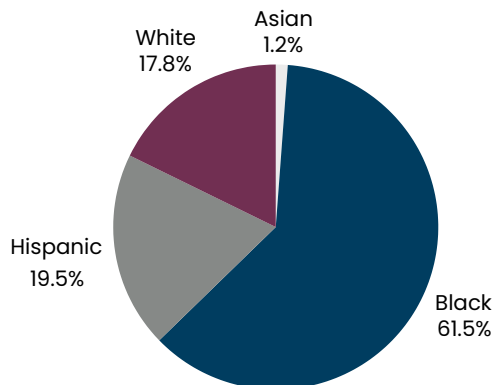
TOTAL



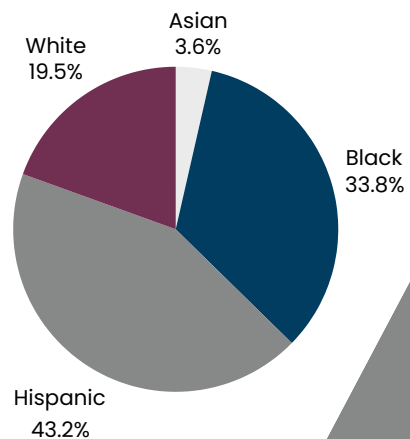
RESIDENCY



NON-COUNTY RESIDENTS

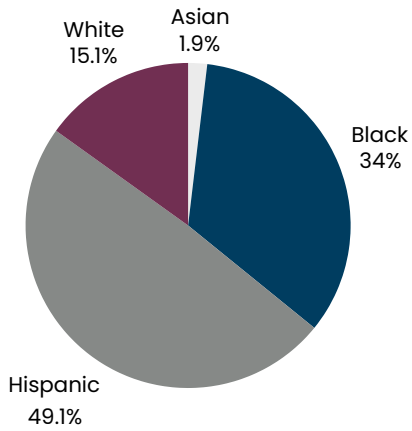


COUNTY RESIDENTS

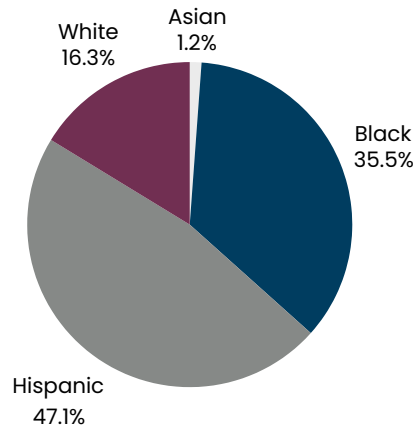


DEMOGRAPHICS BY AGE GROUP

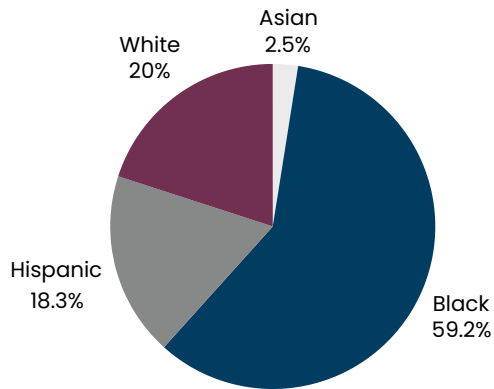
< 20 YEARS OLD



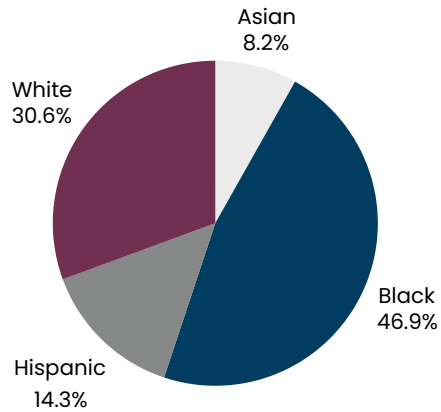
20 – 29 YEARS OLD



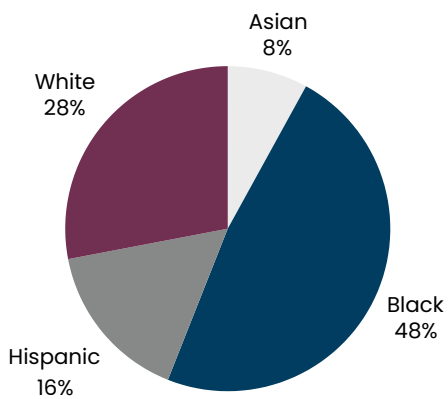
30 – 39 YEARS OLD



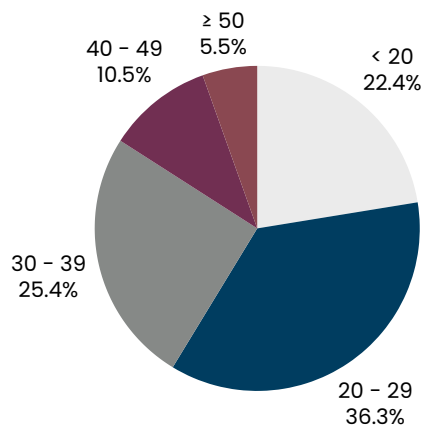
40 – 49 YEARS OLD



≥ 50 YEARS OLD

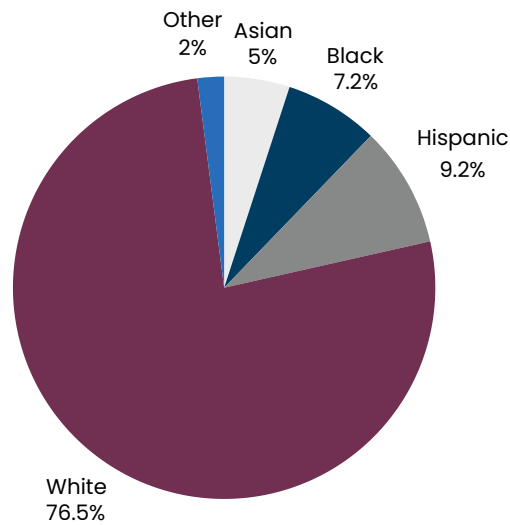


ALL AGE GROUPS



DEMOGRAPHICS OF OFFICERS INVOLVED IN A UOF INCIDENT

Race	Male	Female	Total	Percent
Asian & Pacific Islander	32	0	32	5.02%
Black	39	7	46	7.21%
Hispanic / Latino	48	11	59	9.25%
White	462	26	488	76.48%
Other	12	1	13	2.04%
Total	593	45	638	100.0%



DEMOGRAPHICS OF FCPD SWORN OFFICERS

Race / Ethnicity	Male	Female	Total	Percent
Asian & Pacific Islander	81	10	91	6.65%
Black	96	24	120	8.77%
Hispanic / Latino	89	34	123	8.98%
White	824	188	1,012	73.92%
Other	17	6	23	1.68%
Total	1,107	262	1,369	100.0%



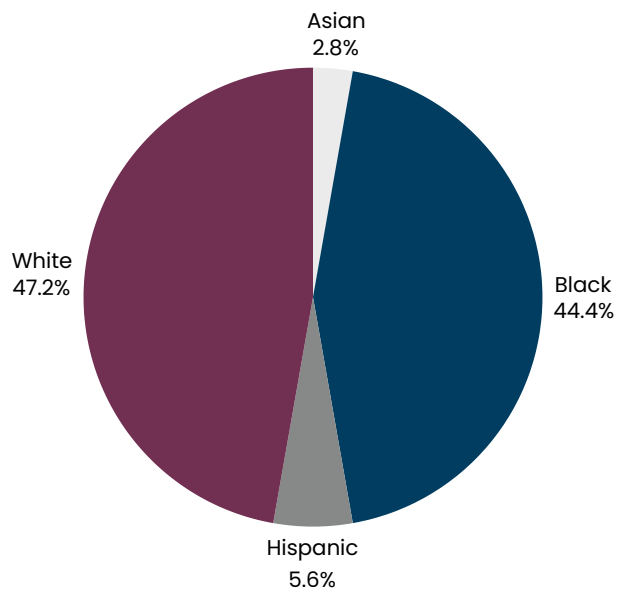
UOF INCIDENTS INVOLVING MENTAL HEALTH CRISIS

Mental Health Crisis	2022	2023	% Change
Calls for Service	14,018	14,566	3.91%
UOF Incidents	45	36	-20.00%
Percentage of Calls for Service w/ UOF	0.32%	0.25%	N/A

The above data captures calls and events involving a mental health component, including suicide attempts and threats. The above statistics are also included in the overall use of force data on Page 2.

UOF DEMOGRAPHICS OF PERSONS IN MENTAL HEALTH CRISIS

Race	Male	Female	Total	Percent
Asian	1	0	1	2.78%
Black	9	7	16	44.44%
Hispanic	2	0	2	5.56%
White	15	2	17	47.22%
Total	27	9	36	100.0%



UOF INCIDENTS BY INSTRUMENT

Instrument	2022	2023
40 mm Impact Round	1	0
Baton / Expandable Baton	2	3
Bean Sock / Sponge Round	1	0
Canine	10	12
Electronic Control Weapon	93	100
Discharged Firearm *	6	3
Oleoresin Capsicum (Pepper Spray)	21	12
Total	134	130

* Additional details on a discharged firearm during a UOF incident can be found in the Officer-Involved Shooting Summary.

UOF INCIDENTS BY TECHNIQUE

Technique	2022	2023
Pressure Point	3	6
Strike with Hands / Feet	29	39
Take Down	205	335
Total	237	380

INCIDENTS INVOLVING REPORTABLE ACTIONS

Reportable Action	2022	2023
Bolawrap	4	6
Limb Immobilization	61	121
Pointed Firearm	219	399
Spit Hood	11	29
Total	295	555

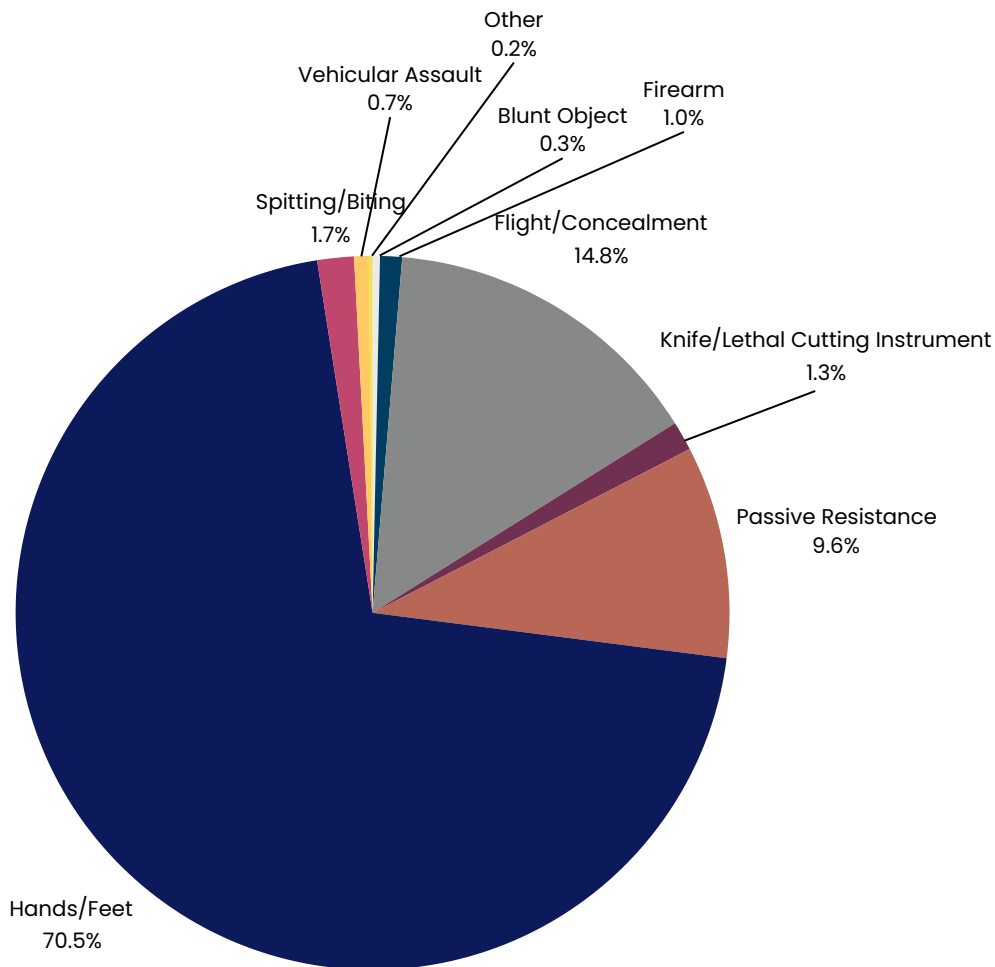
A UOF incident can involve more than one instrument or technique. Therefore, the total number of instruments or techniques will not be equal to the total number of incidents reported elsewhere in this report. Definitions and procedures for use of force techniques can be found in General Order 540, Use of Force.



RESISTANCE ENCOUNTERED BY OFFICERS

Resistance Type	2022	2023
Blunt Object	2	2
Firearm	4	6
Flight / Concealment	74	89
Knife / Lethal Cutting Instrument	17	8
Passive Resistance	166	58
Hands / Feet	353	425
Spitting / Biting	9	10
Vehicular Assault	3	4
Other Resistance	16	1
Total	644	603

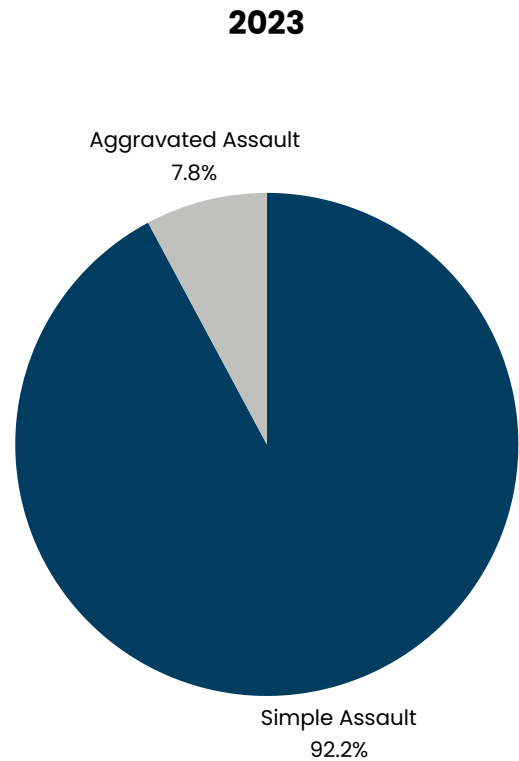
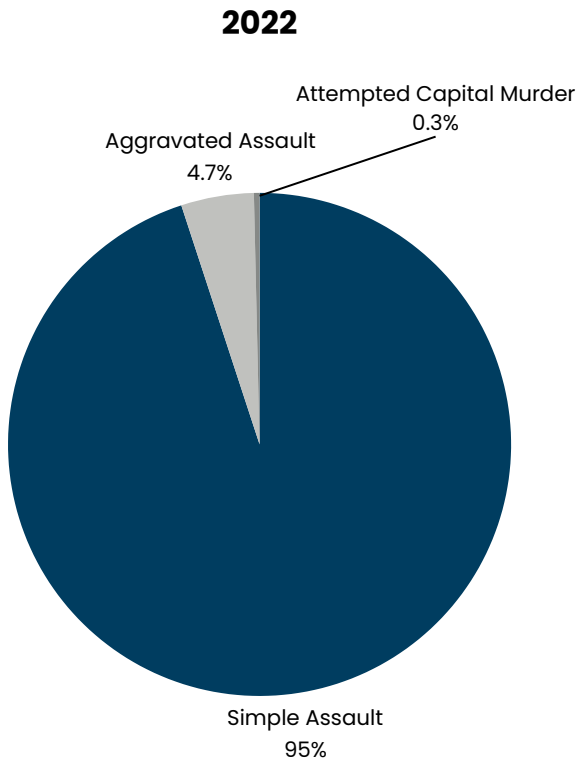
Individuals involved in a use of force incident may use more than one action or possess more than one weapon type. Passive Resistance is defined in General Order 540, Use of Force.



ASSAULTS ON FAIRFAX COUNTY POLICE OFFICERS

In 2023 there were 345 assaults on FCPD police officers, an overall increase of 24%. The rate of assaults on FCPD officers in 2023 was 25.73 assaults per 100 officers versus 20.73 assaults per 100 officers in 2022.

Incident Type	2022	2023	% Increase
Simple Assault on LEO	264	318	20%
Aggravated Assault on LEO	13	27	108%
Attempted Capital Murder of LEO	1	0	N/A
Total	278	345	24%

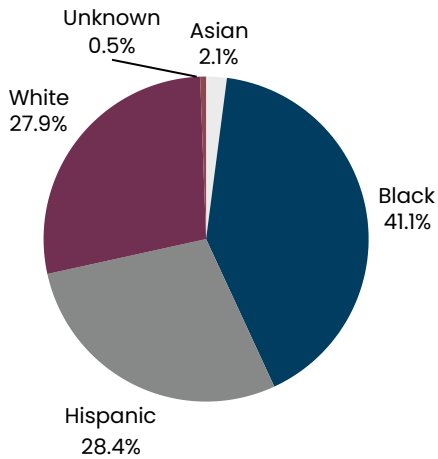


ASSAULT ON FAIRFAX COUNTY POLICE OFFICER BY INDIVIDUAL DEMOGRAPHICS

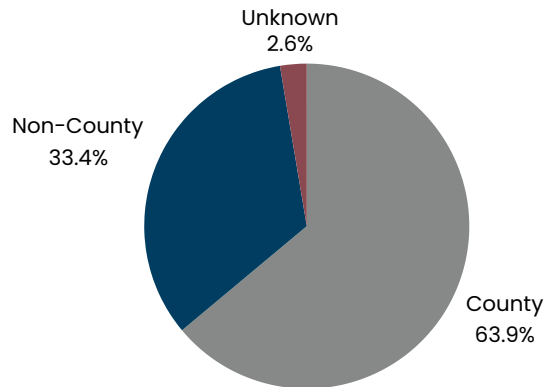
Race	County Resident Male	County Resident Female	Non-County Resident Male	Non-County Resident Female	Unknown Residency Male	Unknown Residency Female	Total	Percent
Asian	5	1	0	1	0	0	7	2.05%
Black	37	34	43	22	2	2	140	41.06%
Hispanic	57	17	20	2	1	0	97	28.44%
White	45	22	11	13	3	1	95	27.86%
Unknown	0	0	0	2	0	0	2	0.59%
Total	144	74	74	40	6	3	341	100.0%

Individuals involved in a use of force incident may use more than one action or possess more than one weapon type.

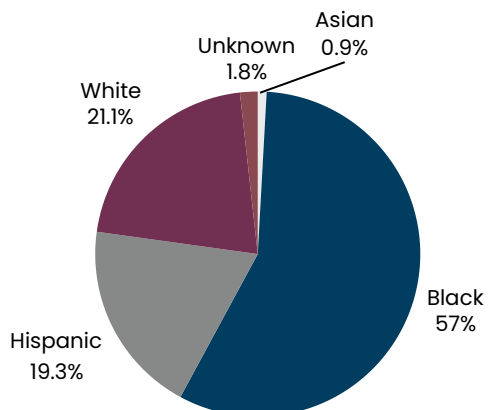
ALL INDIVIDUALS



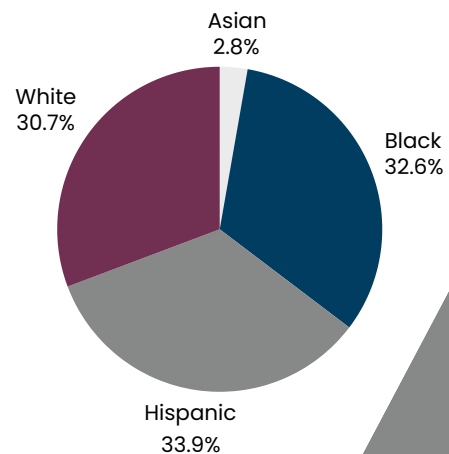
RESIDENCY



NON-COUNTY RESIDENTS



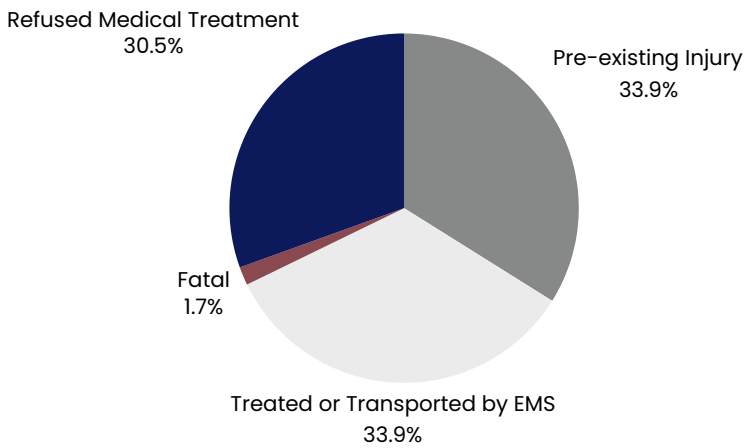
COUNTY RESIDENTS



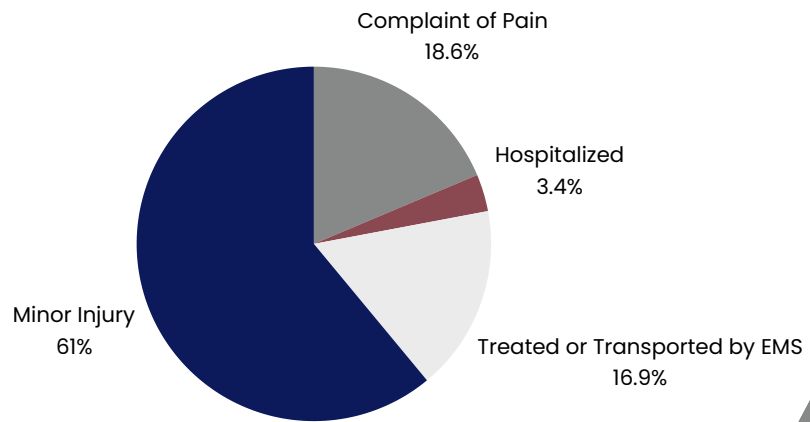
UOF INCIDENTS RESULTING IN INJURIES

Person / Injury	Asian Male	Asian Female	Black Male	Black Female	Hispanic Male	Hispanic Female	White Male	White Female	Total
Individual / Non-Fatal	1	0	15	4	12	1	4	3	40
Individual / Fatal	0	0	2	0	0	0	0	0	2
Officer / Non-Fatal	4	0	2	1	8	1	41	2	59
Officer / Fatal	0	0	0	0	0	0	0	0	0

INDIVIDUAL INJURIES



OFFICER INJURIES



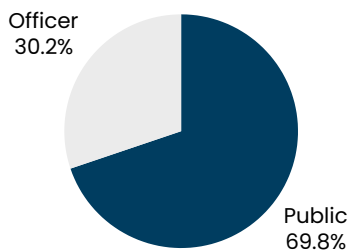
UOF BY CONTACT TYPE

Call for Service Reported As	UOF Incidents
Accident	3
Assault	14
Assault w/ Weapon	5
Burglary	7
Destruction of Property	4
Disorderly Conduct	15
Domestic Dispute	26
Driving While Intoxicated	5
Drunk in Public	16
Fight	13
Fraud	2
Investigation	2
Juvenile Case	2
Larceny	59
Mental Health Crisis	26
Miscellaneous	1
Narcotics Event	38
Officer in Immediate Danger	6
Police Service	6
Robbery	9
Sexual Offense	3
Stolen Vehicle	7
Subject Pursuit	42
Subject Stop	27
Suicide Threat	5
Suspicious Noise	1
Suspicious Person	42
Suspicious Vehicle	1
Traffic Stop	12
Trespassing	18
Unknown Situation	5
Unlawful Entry	2
Vehicle Alert	8
Vehicle Tampering	2
Warrant Service	3
Weapon Discharge	8
Weapons Brandishing	3
Total	448

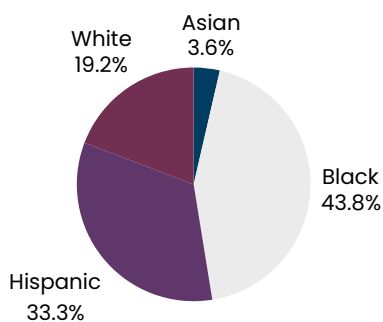
Initiated By	Asian	Black	Hispanic	White	Total
Public	12	146	111	64	333
Officer	1	62	55	26	144
Total	13	208	166	90	477

Public initiated contacts are calls for service that are dispatched through the Fairfax County Department of Public Safety Communications. Officer initiated contacts are self-initiated by officers when observing a criminal act, conducting a traffic or subject stop, responding to stolen vehicle alerts, or when involved in planned events such as narcotics operations or warrant services. More than one individual may be involved in a use of force incident resulting a higher number of involved individuals than actual incidents.

CONTACT INITIATED BY



PUBLIC INITIATED



OFFICER INITIATED

