



# Fairfax County Police Department



## 2023 Vehicle Pursuits Annual Summary



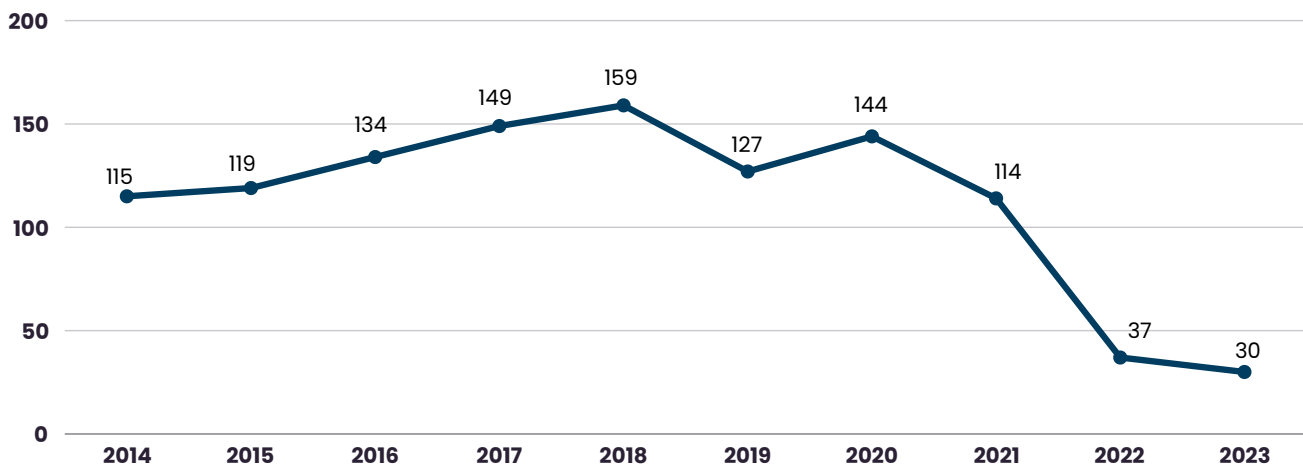
## INTRODUCTION

In 2023, the Fairfax County Police Department (FCPD) was involved in 30 pursuits, marking a notable reduction from the average over the past decade. A 68% reduction from 2021 to 2022, and an additional 19% reduction in 2023, is indicative of continued enhanced safety protocols and improved officer accountability.

The FCPD pursuit policy aims to establish clear guidelines for officers in the initiation, continuation, participation, or termination of vehicle pursuits. With a paramount commitment to preserving human life, officers are entrusted with the responsibility of exercising sound judgment before engaging in pursuit. Aligned with the Code of Virginia, which mandates driving with due regard for public safety, officers, controlling supervisors, and commanders are obligated to intervene and evaluate the necessity of pursuing suspects against the potential risks posed to both the public and law enforcement personnel. Consequently, pursuits should be terminated if the threat to public safety or officer well-being outweighs the immediacy of apprehending the offender.

The FCPD reviewed and updated General Order 504 - Vehicle Pursuits on March 16, 2024. All information in the policy is current, including agency reporting procedures.

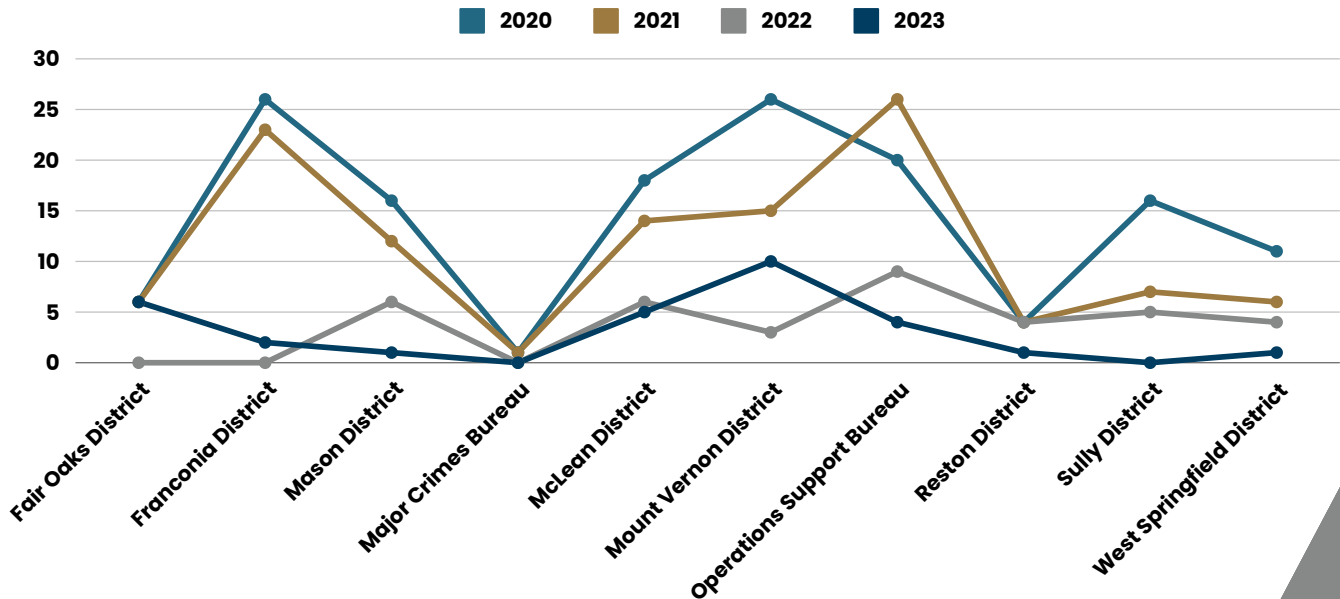
### Pursuits By Year, 2014-2023



## Pursuits By District & Bureau

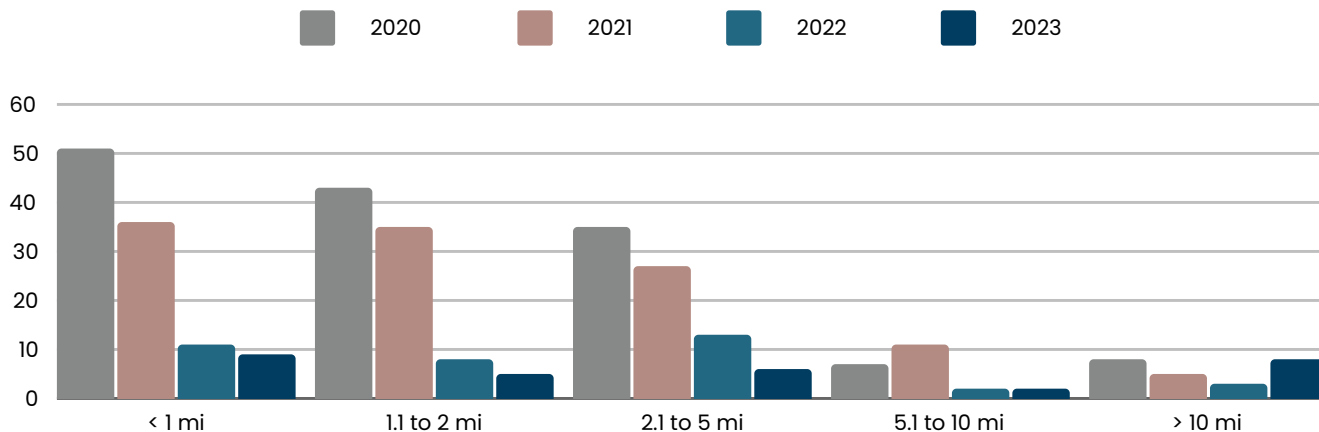
In 2023, the number of pursuits increased in the Mount Vernon District, Fair Oaks District, and Franconia District. The remaining districts/bureaus experienced a decrease in pursuits. The largest decline in pursuits was observed in Mason District, Sully District, and the Operations Support Bureau.

District / Bureau	2020	2021	2022	2023
Fair Oaks District	6	6	0	6
Franconia District	26	23	0	2
Mason District	16	12	6	1
Major Crimes Bureau	1	1	0	0
McLean District	18	14	6	5
Mount Vernon District	26	15	3	10
Operations Support Bureau	20	26	9	4
Reston District	4	4	4	1
Sully District	16	7	5	0
West Springfield District	11	6	4	1
<b>Total</b>	<b>144</b>	<b>114</b>	<b>37</b>	<b>30</b>

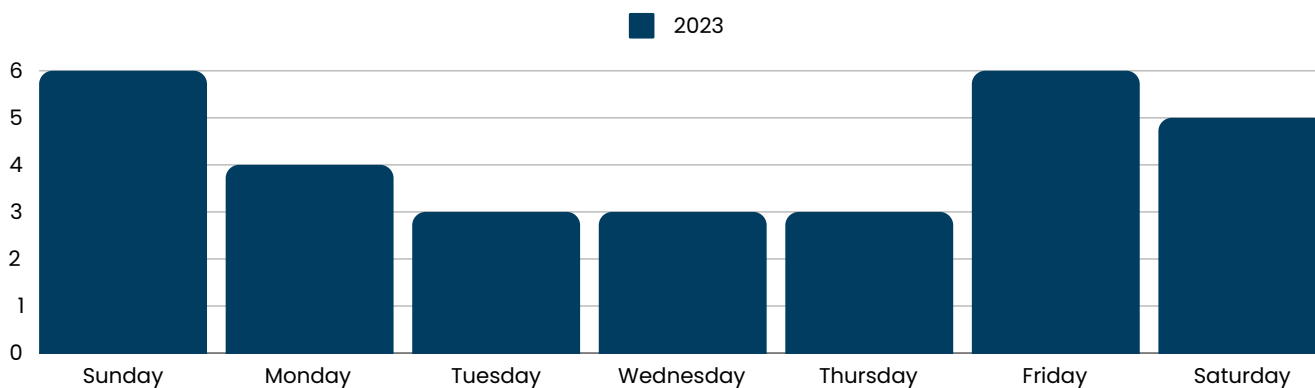


## Pursuit Length (Miles)

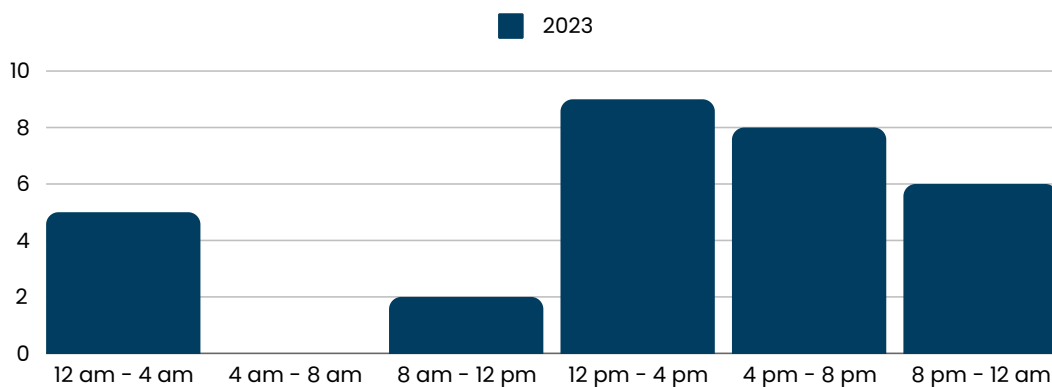
From 2020 through 2023, 86% of all pursuits lasted less than five miles and 61% of pursuits lasted less than the two miles.



## Pursuits by Day of Week

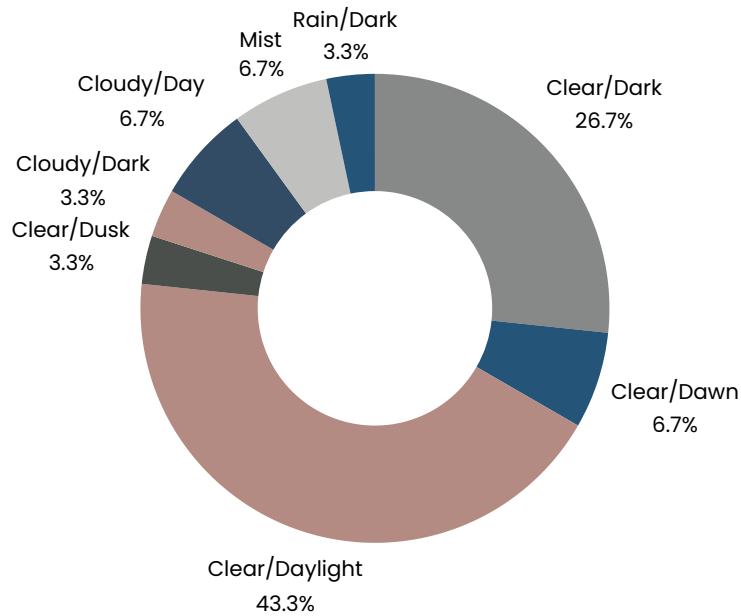


## Pursuits by Time of Day



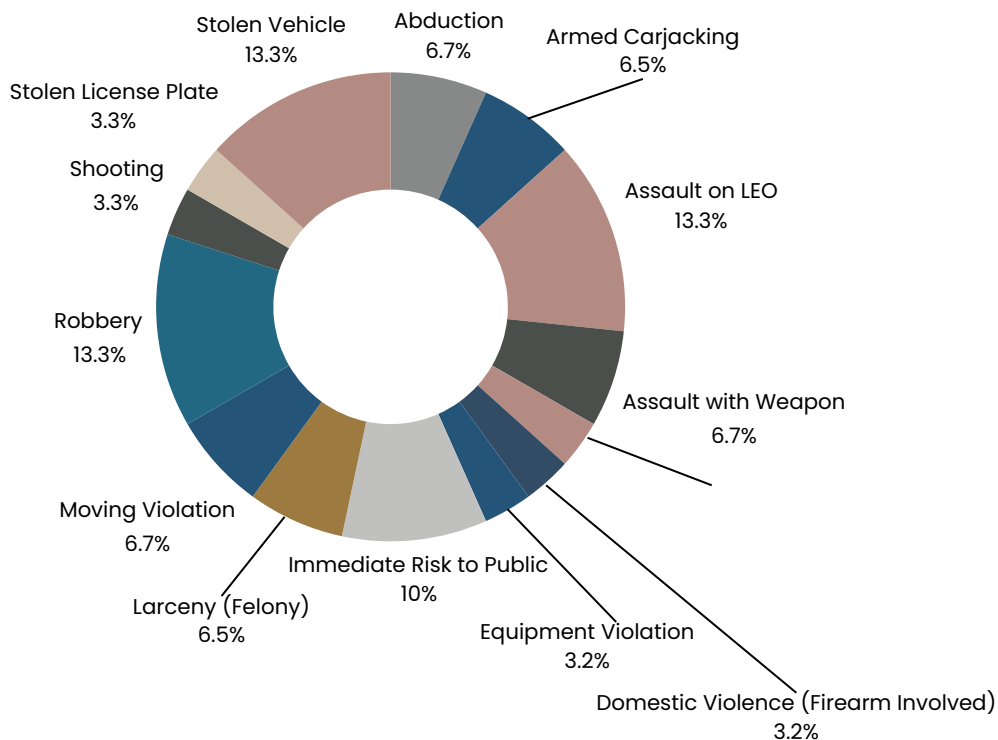
## Weather Conditions During Pursuits

Weather Condition	# of Pursuits
Clear/Dark	8
Clear/Dawn	2
Clear/Daylight	13
Clear/Dusk	1
Cloudy/Dark	1
Cloudy/Day	2
Fog	0
Mist	2
Rain/Dark	1
Rain/Light	0
Snow	0
<b>Total</b>	<b>30</b>



## Events Initiating Pursuits

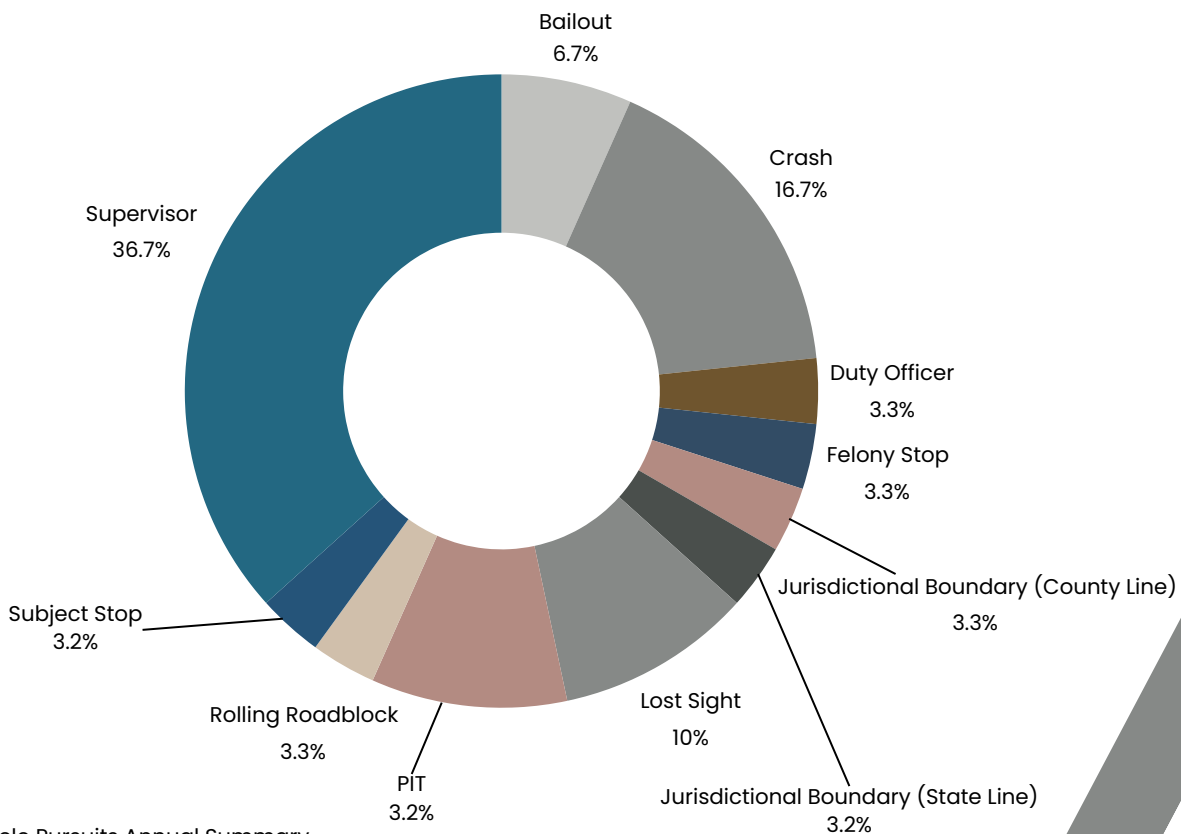
Event That Initiated Pursuit	# of Pursuits
<b>Abduction</b>	2
<b>Armed Carjacking</b>	2
<b>Assault on LEO</b>	4
<b>Assault with Weapon</b>	2
<b>Destruction of Property (Felony)</b>	1
<b>Domestic Violence (Firearm Involved)</b>	1
<b>Equipment Violation</b>	1
<b>Immediate Risk to Public</b>	3
<b>Larceny (Felony)</b>	2
<b>Moving Violation</b>	2
<b>Robbery</b>	4
<b>Shooting</b>	1
<b>Stolen License Plate</b>	1
<b>Stolen Vehicle</b>	4
<b>Total</b>	<b>30</b>



## Pursuit Terminations

Out of the 30 pursuits, 17 (57%) were terminated by supervisors or involved officers due to public safety concerns, crossing jurisdictional boundaries, loss of sight, or failure to meet pursuit policy guidelines.

Event That Terminated Pursuit	# of Pursuits
<b>Bailout</b>	2
<b>Crash</b>	5
<b>Duty Officer</b>	1
<b>Felony Stop</b>	1
<b>Jurisdictional Boundary (County Line)</b>	1
<b>Jurisdictional Boundary (State Line)</b>	1
<b>Lost Sight</b>	3
<b>Precision Immobilization Technique (PIT)</b>	3
<b>Rolling Roadblock</b>	1
<b>Vehicle Stopped</b>	1
<b>Supervisor</b>	11
<b>Total</b>	<b>30</b>



## Pursuits Resulting in Crashes with Injuries

Crashes that occurred during a pursuit may not be equal to the number of crashes that terminated a pursuit. Some crashes involving the offender vehicle might not have brought the offender to a stop at that time. Some crashes may have involved police vehicles only and/or community member vehicles that did not bring the pursuit to a conclusion.

Person Injured	# of People Injured
Offender	2
Officer	1
Passenger in Offender Vehicle	0
Uninvolved Community Member	0
<b>Total Injuries *</b>	<b>3</b>

*\*All reported injuries were determined to be minor.*

## Precision Immobilization Technique (PIT)

Effective PIT maneuvers are those that bring a pursuit to a conclusion, while ineffective PIT maneuvers do not bring a pursuit to a conclusion. There can be more than one ineffective PIT maneuver in a single pursuit. Additional information on FCPD's PIT policy can be found in [General Order 505 - Vehicle Stopping Techniques](#).

Effectiveness	# of PITs
Effective PIT	1
Ineffective PIT	2
<b>Total PIT Attempts</b>	<b>3</b>

Person Injured	# of People Injured
Offender	1
Officer	0
Passenger in Offender Vehicle	0
Uninvolved Community Member	0
<b>Total Injuries *</b>	<b>1</b>

*\*PIT-related injuries are also counted in the crash injuries table above.*

