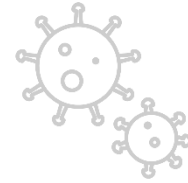




COVID-19 VACCINE EQUITY BRIEF

SEPTEMBER 2021



Part 1: Current Context

In September, case counts increased during the first half of the month, peaking at a 7-day average of 205 cases per day on September 16. Subsequently, cases have declined to under 150 cases per day on average since October 4. With this decrease, the level of community transmission is now categorized as “Substantial.”

In late-August and through September, children between 5-9 years old emerged as the age group with the highest rate of disease, likely reflecting their not being eligible for vaccination. Hispanic and Black/African American children had the highest rates of COVID-19 disease in this age group (from 8/15 to 9/30, rates were 113 and 112 cases per 10,000 population, respectively). Other pediatric and adolescent age groups and young adults also had higher rates of disease compared with older individuals. Hispanics and Black/African Americans continued to experience higher rates of disease compared with non-Hispanic Whites and Asian Americans/Pacific Islanders, though disparities were less substantial than seen earlier during the pandemic. For example, on September 15, Hispanics had 1.5-times and Black/African Americans 1.4-times higher rates of infection compared with non-Hispanic Whites. These differences exist despite a higher proportion of the Hispanic population that has been vaccinated compared with other racial/ethnic groups in the Fairfax Health District, likely reflecting higher risk work, transportation, and living situations.

Overall, the number of Fairfax Health District (FHD) residents who received a first vaccine dose in September (n=12,447) was lower than in August (n=25,870). First dose vaccination rates continue to decrease as the remaining unvaccinated individuals are more difficult to persuade. As of September 30, 184,009 Fairfax Health District residents were eligible for vaccination but remained unvaccinated.

On August 13, the Centers for Disease Control and Prevention recommended third doses of mRNA COVID-19 vaccine to those who are moderately to severely immunocompromised and on September 27, recommended Pfizer vaccine booster doses should be administered for persons 65 years and older, residents of long-term care settings, and persons 50-64 years old with underlying medical conditions; and they may be administered to persons 18-49 years old with underlying medical conditions and those age 18-64 with occupational or institutional risk, based on assessment of benefits and risks. As of October 19th, 65,416 (6.5% of those ages 12 and older) FHD residents received a third/booster dose. More analysis will be presented in the October equity report.

Part 2: Vaccine Equity Goals, Strategy, and Implementation

FHD vaccine equity strategies continue to include vaccine equity clinics, outreach by vaccine navigators, focus on higher risk populations including those experiencing homelessness, and working with community-based organizations (CBOs) to expand outreach. In addition, we continue to use ZIP code, census tract, and property (e.g., apartment complex) level data to guide these activities.

Vaccine equity clinics remain an important approach to focus additional vaccination efforts toward populations and communities that have lower vaccination rates. In September, 36 equity clinics were held in a variety of venues including apartment complexes (9), houses of worship (7), commercial centers (5), government buildings (4), schools (3), community centers (2), non-governmental organizations (2), partner clinic locations (2), libraries (1), and local businesses (1). Vaccinations were provided by Neighborhood Health, Healthworks, Safeway, and the Health Department's Field Vaccination Team. Additionally, the Field Vaccine Team vaccinated staff in closed vaccination events at 10 restaurants, one business, one hotel, and one government building (the Fairfax Connector).

The vaccination navigation team continues to provide educational outreach to community members and facilitate access to the vaccine for those who want it. In September, Memoranda of Understanding have been provided to several community-based organizations to allow navigators increase their activities at CBO events and services. In addition to promoting vaccination for those who currently are unvaccinated, navigators are also having conversations with those who already have been vaccinated, sharing information about boosters. In September, the navigators assisted 2,948 residents, for a total of 14,320 residents reached as of the end of the month.

Although progress was made in September, **vaccination of homeless people** continues to be a challenge. At the end of September, 999 homeless individuals and shelter staff had been vaccinated at 83 on-site vaccination clinics. The proportion of the homeless population vaccinated was 45.0% on September 17th compared with 41.9% on September 3rd. Fifty homeless clients and 19 shelter staff members received vaccinations during the month of September. Fairfax County is participating with several other health departments in a pending CDC *Morbidity and Mortality Weekly Report* article describing vaccination among people who are experiencing homelessness.

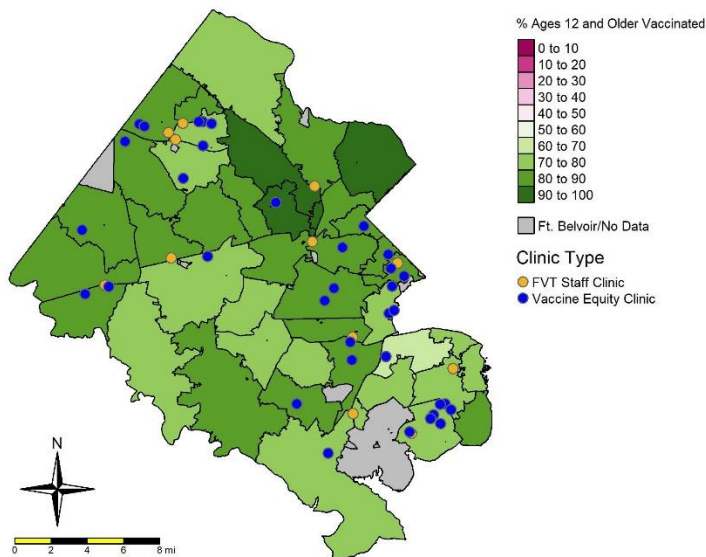
Collaboration with community-based organizations is ongoing, as partners for vaccine navigation activities and equity clinics, and in association with the health literacy grant received by the HD, which was highlighted in the June report.

Part 3: Fairfax County Vaccination Overview

Below are results from vaccinations throughout the Health District. A more detailed quantitative analysis of persons vaccinated at vaccine equity clinics will be included in the next full report, which will include analysis for those vaccinated in both September and October. The map on the next page shows the locations of vaccine equity clinics overlaid on the percent of the vaccine eligible population ≥ 12 years old vaccinated with at least one dose by ZIP code. Vaccination rates by ZIP code can also be viewed in Table 1. Overall, 81.6% of the vaccine eligible population had been vaccinated as of September 30th – up from 80.3% on August 31st.

As of October 19, a total of 1,591,149 doses of COVID-19 vaccine have been administered in Fairfax Health District, and 821,585 people had received at least one vaccine dose. This represents 82.1% of the

Percent ages 12 and older vaccinated with at least one dose by 9/30/21
 Vaccine Equity Clinic Sites in September 2021
 Fairfax Health District



*The vaccination rate for ZIP code 22310 surpassed 70% in early October 2021.

adult (≥ 18 -year-old) population, and 82.2% of those ages 12 and older. The proportion vaccinated in the Fairfax Health District includes more than 94% of persons ages 65 and older.

Of the 821,585 Fairfax Health District residents who have been vaccinated as of October 19, 761,415 (93%) have race and ethnicity included in the Virginia Immunization Information System (VIIS). Overall, from December through October to-date, Hispanics comprised 16.6% of Fairfax Health District residents vaccinated, Black or African Americans comprised 8.2%, Asian or Pacific Islanders comprised 21.6%, non-Hispanic Whites comprised 44.2%, with 9.5% reporting another race and ethnicity. Proportions for Hispanic and

Black/African American increased slightly relative to other groups compared with prior months.

Based on VIIS data, there were 12,447 Fairfax Health District residents who received a first vaccine dose in September at any location, with 11,734 (94%) reporting race and ethnicity. Overall, 13.4% identified as Asian or Pacific Islander, 11.1% identified as Black/African American, 29.4% identified as Hispanic, and 33.8% identified as non-Hispanic White. The proportions of Black/African American residents and Hispanic residents who received vaccinations in September remained higher than the proportions of these groups in the Fairfax Health District population overall. Compared with previous months, an increased proportion of White residents and a lower proportion of Asian American/Pacific Islander residents were vaccinated during September.

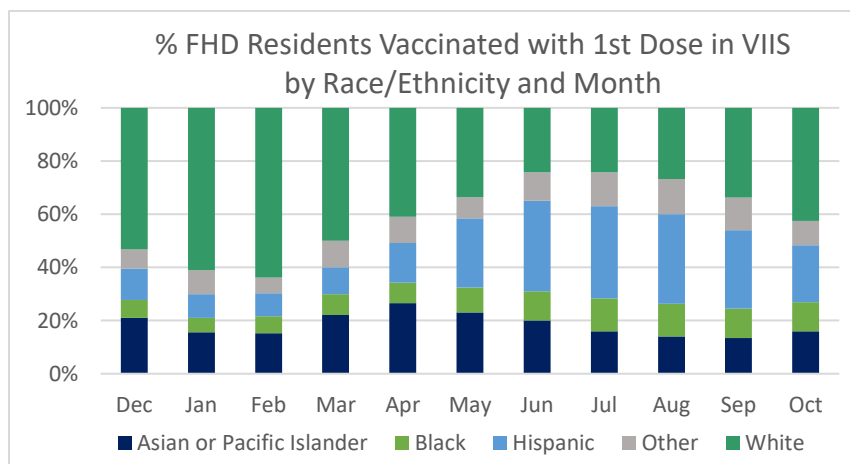


Table 1. Percent Ages 12 and Older Vaccinated by ZIP Code as of September 30, 2021*			
ZIP Code	Percent of 12+ Vaccinated	ZIP Code	Percent of 12+ Vaccinated
22027	100%+*	22124	82.4%
22180	93.8%	22308	81.9%
22182	90.7%	22153	81.3%
22101	90.3%	22039	80.6%
20171	88.3%	20124	79.9%
20170	88.0%	20191	79.8%
22043	86.5%	22015	79.7%
20151	86.1%	22312	78.8%
22181	85.8%	20190	78.6%
20120	85.7%	22066	78.5%
22151	85.7%	22307	78.0%
22102	85.5%	22152	77.7%
22033	84.9%	22032	76.9%
22003	84.7%	22030	76.4%
22150	84.4%	22306	75.5%
22031	84.1%	22303	74.3%
22042	84.1%	22079	72.4%
22044	83.6%	22315	71.9%
20121	83.3%	22309	70.8%
22041	82.9%	22310	69.7%**
20194	82.7%	Total	81.6%
22046	82.4%		

*Population totals per ZIP code are defined using population estimates from the American Community Survey (2019) and can result in percentage vaccinated above 100% where totals are not precise.

**The vaccination rate for ZIP code 22310 surpassed 70% in early October 2021.