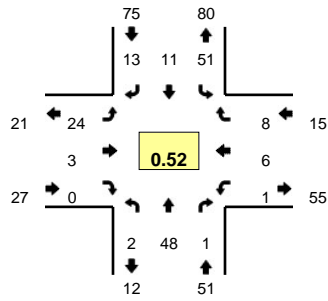
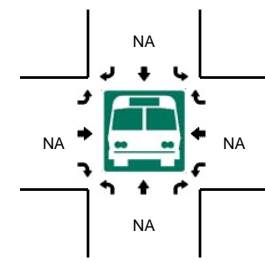
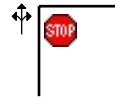
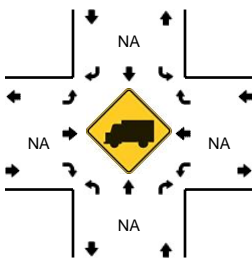
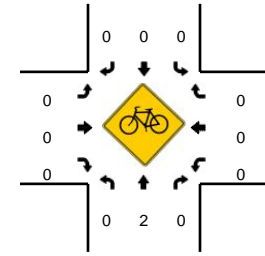

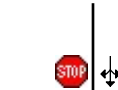
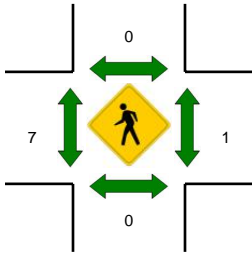
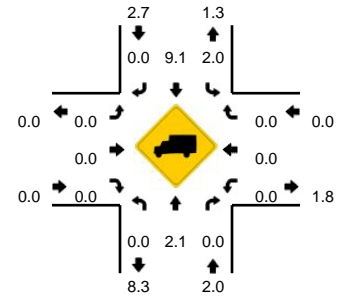


**LOCATION:** Leesburg Pike Service Rd -- Leesburg Pike Right/Sears Dwy  
**CITY/STATE:** Falls Church, VA

**QC JOB #:** 14672801  
**DATE:** Tue, Apr 10 2018



**Peak-Hour: 8:00 AM -- 9:00 AM**  
**Peak 15-Min: 8:30 AM -- 8:45 AM**



15-Min Count Period Beginning At	Leesburg Pike Service Rd (Northbound)				Leesburg Pike Service Rd (Southbound)				Leesburg Pike Right/Sears Dwy (Eastbound)				Leesburg Pike Right/Sears Dwy (Westbound)				Hourly Totals
	Left	Thru	Right	U	Left	Thru	Right	U	Left	Thru	Right	U	Left	Thru	Right	U	
6:00 AM	0	1	0	0	0	0	0	0	0	0	0	0	0	0	0	0	1
6:15 AM	0	2	0	0	0	0	0	0	1	0	0	0	0	0	0	0	3
6:30 AM	0	0	0	0	1	0	0	0	0	0	0	0	0	1	0	0	2
6:45 AM	0	0	0	0	2	0	0	0	0	0	0	0	0	0	0	0	2
7:00 AM	0	2	0	0	0	0	1	0	1	0	0	0	0	0	0	0	4
7:15 AM	0	1	0	0	0	1	0	0	1	0	0	0	0	1	0	0	4
7:30 AM	0	3	0	0	0	0	1	0	0	0	0	0	0	0	0	0	4
7:45 AM	1	10	0	0	0	2	1	0	3	0	0	0	0	0	0	0	17
8:00 AM	1	11	0	0	2	0	2	0	2	1	0	0	0	0	2	0	21
8:15 AM	1	13	0	0	7	3	1	0	13	0	0	0	0	1	1	0	40
8:30 AM	0	19	1	0	35	7	9	0	6	0	0	0	1	2	1	0	81
8:45 AM	0	5	0	0	7	1	1	0	3	2	0	0	0	3	4	0	26
<b>Peak 15-Min Flowrates</b>	<b>Northbound</b>				<b>Southbound</b>				<b>Eastbound</b>				<b>Westbound</b>				<b>Total</b>
All Vehicles	0	76	4	0	140	28	36	0	24	0	0	0	4	8	4	0	324
Heavy Trucks	0	4	0	0	0	4	0	0	0	0	0	0	0	0	0	0	8
Pedestrians	0	0	0	0	0	0	0	0	8	0	0	0	0	0	0	0	8
Bicycles	0	2	0	0	0	0	0	0	0	0	0	0	0	0	0	0	2
Railroad	0	0	0	0	0	0	0	0	0	0	0	0	0	0	0	0	0
Stopped Buses	0	0	0	0	0	0	0	0	0	0	0	0	0	0	0	0	0

Comments: