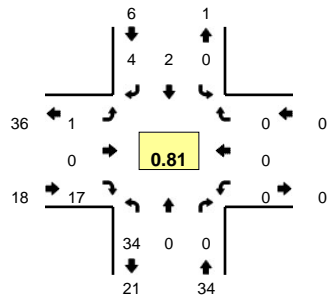
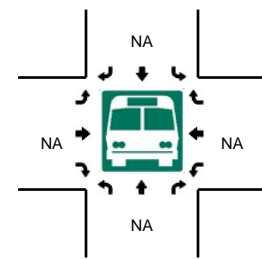
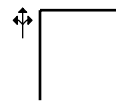
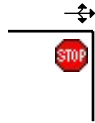
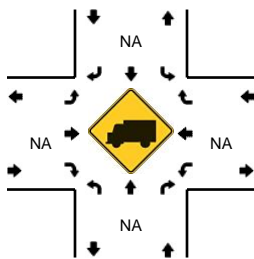
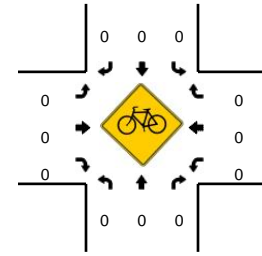
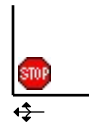
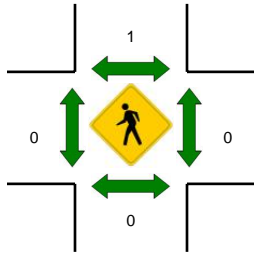
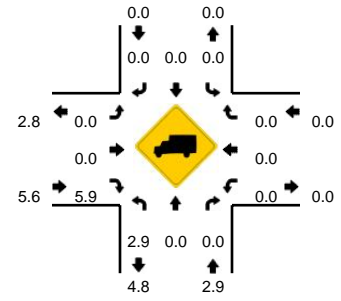


**LOCATION:** Valley Ln -- Nicholson St  
**CITY/STATE:** Falls Church, VA

**QC JOB #:** 14672811  
**DATE:** Tue, Apr 10 2018



**Peak-Hour: 7:30 AM -- 8:30 AM**  
**Peak 15-Min: 7:30 AM -- 7:45 AM**



15-Min Count Period Beginning At	Valley Ln (Northbound)				Valley Ln (Southbound)				Nicholson St (Eastbound)				Nicholson St (Westbound)				Total	Hourly Totals
	Left	Thru	Right	U	Left	Thru	Right	U	Left	Thru	Right	U	Left	Thru	Right	U		
6:00 AM	0	0	0	0	0	0	0	0	0	0	3	0	0	0	0	0	3	
6:15 AM	0	0	0	0	0	0	1	0	0	0	0	0	0	0	0	0	1	
6:30 AM	3	0	0	0	0	0	0	0	0	0	0	0	0	0	0	0	3	
6:45 AM	4	0	0	1	0	0	0	0	0	0	3	0	0	0	0	0	8	15
7:00 AM	6	0	0	0	0	0	0	0	0	0	0	0	0	0	0	0	6	18
7:15 AM	5	0	0	0	0	1	0	0	0	0	3	0	0	0	0	0	9	26
7:30 AM	11	0	0	0	0	1	2	0	0	0	4	0	0	0	0	0	18	41
7:45 AM	5	0	0	1	0	0	1	0	1	0	7	0	0	0	0	0	15	48
8:00 AM	8	0	0	0	0	0	1	0	0	0	2	0	0	0	0	0	11	53
8:15 AM	8	0	0	1	0	1	0	0	0	0	4	0	0	0	0	0	14	58
8:30 AM	12	0	0	0	0	1	1	0	1	0	3	0	0	0	0	0	18	58
8:45 AM	4	1	0	0	0	0	0	0	0	0	0	0	0	0	0	0	5	48
<b>Peak 15-Min Flowrates</b>	<b>Northbound</b>				<b>Southbound</b>				<b>Eastbound</b>				<b>Westbound</b>				<b>Total</b>	
	Left	Thru	Right	U	Left	Thru	Right	U	Left	Thru	Right	U	Left	Thru	Right	U		
All Vehicles	44	0	0	0	0	4	8	0	0	0	16	0	0	0	0	0	72	
Heavy Trucks	0	0	0	0	0	0	0	0	0	0	0	0	0	0	0	0	0	
Pedestrians	0	0	0	0	0	4	0	0	0	0	0	0	0	0	0	0	4	
Bicycles	0	0	0	0	0	0	0	0	0	0	0	0	0	0	0	0	0	
Railroad																		
Stopped Buses																		

Comments: