

# Fairfax County, Virginia

## Metrorail Silver Line Phase 2



**Presentation  
to  
Phase 2 Dulles Rail  
Transportation  
Improvement District**

**District Commission**

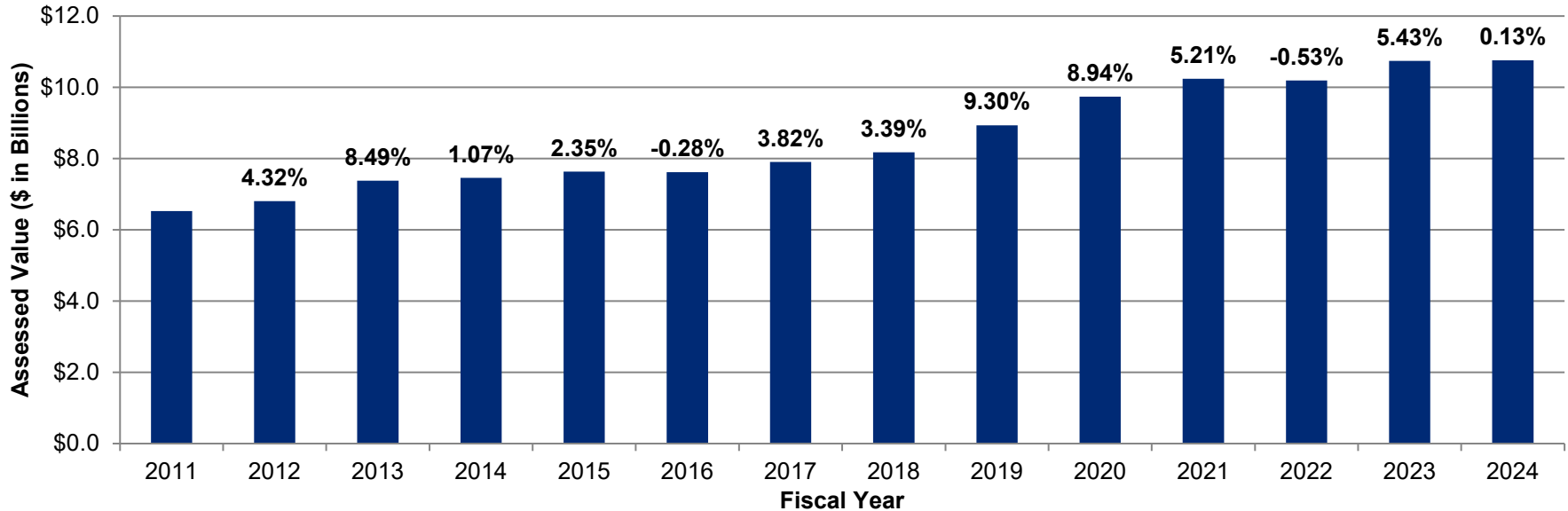
*March 28, 2023*



# Overview

- The Phase 2 Special Improvements Tax was initially levied in FY 2011
- Assessed value has grown 64.9% since inception

**Phase II Tax District Assessed Value**



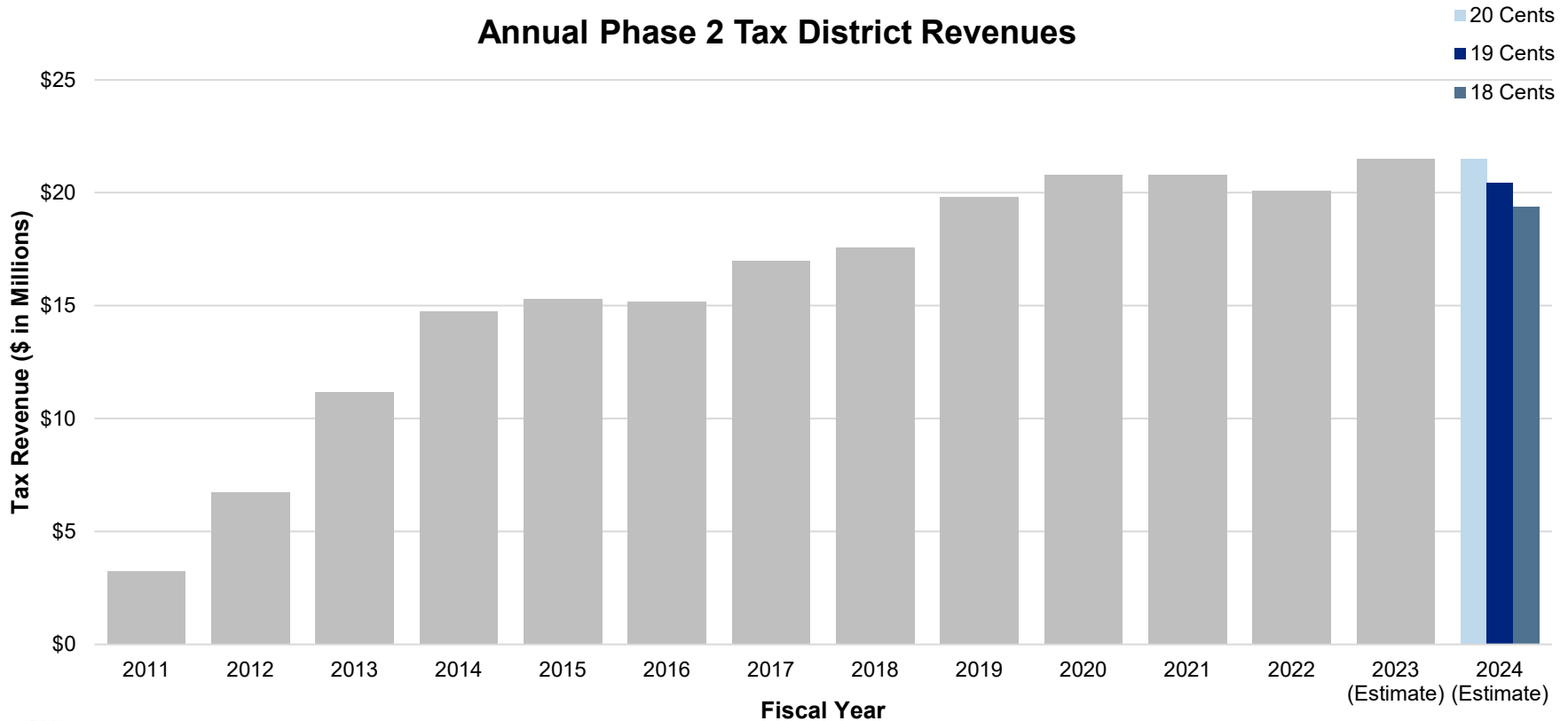
Fiscal Year (Valuation Date)	2011 (1/1/10)	2012 (1/1/11)	2013 (1/1/12)	2014 (1/1/13)	2015 (1/1/14)	2016 (1/1/15)	2017 (1/1/16)	2018 (1/1/17)	2019 (1/1/18)	2020 (1/1/19)	2021 (1/1/20)	2022 (1/1/21)	2023 (1/1/22)	2024 (1/1/23)
Assessed Value (Billions)	\$6.52	\$6.81	\$7.38	\$7.46	\$7.64	\$7.62	\$7.91	\$8.18	\$8.94	\$9.74	\$10.24	\$10.19	\$10.74	\$10.76
District Tax Rate (per \$100 AV)	\$0.05	\$0.10	\$0.15	\$0.20	\$0.20	\$0.20	\$0.20	\$0.20	\$0.20	\$0.20	\$0.20	\$0.20	\$0.20	TBD
AV Growth	-	4.32%	8.49%	1.07%	2.35%	-0.28%	3.82%	3.39%	9.30%	8.94%	5.21%	-0.53%	5.43%	0.13%



*The Phase 2 Tax District was created by the County on December 21, 2009; tax first levied in FY 2011*

# Trend in Phase 2 District Revenues

- Tax district revenue collected since inception through June 30, 2022 totals \$182.3 million, including interest income
- Taxes in the District are collected concurrently with all other County real property taxes on a single bill in two installments due July 28 and December 5
- One Penny = \$1.08 million in revenue in FY 2024



Source: Data shown through FY 2022 from County ACFRs & includes interest earnings. FY 2023 and FY 2024 estimates are based on tax year assessed values multiplied by applicable tax rate.



# Silver Line Cash Flow

- The County's financing needs for the Silver Line, Phase 2 total \$567.6 million

Source	Amount	Comments
County & Regional Transportation Projects Fund (C&I Revenues) – TIFIA Loan	\$187.7 million	Internal allocation of 47% of the \$403 million TIFIA loan, fully drawn & allocated as of June 2017
Phase 2 Tax District – TIFIA Loan	\$215.6 million	Internal allocation of 53% of the \$403 million TIFIA loan repayment, with full amount drawn through April 2019; Reduced to \$207 million after early prepayment in November 2022
Phase 2 Tax District – Non-TIFIA Sources	\$112.6 million	Remaining balance of \$330 million Phase 2 Tax District Requirement after TIFIA loan; from Phase 2 tax district revenue, fully drawn in January 2022
CMAQ Grant	\$1.7 million	In July 2018, Fairfax County and MWAA received Congestion Mitigation and Air Quality Improvement (CMAQ) grant
Northern Virginia Transportation Authority (NVTA) Regional Revenue (70% portion)	\$9.7 million	NVTA approved funds for the Innovation Station component of the Phase 2 construction totaling \$69 million; a portion is allocable to Fairfax's share of total project costs; 100% of funds have been drawn
County and Regional Transportation Projects Fund (C&I Fund)	\$40.2 million	County cash contribution to cover project cost over run identified in Summer 2022 (Non-Tax District funds)
<b>Total</b>	<b>\$567.6 million</b>	



# Financing Plan Recap

---

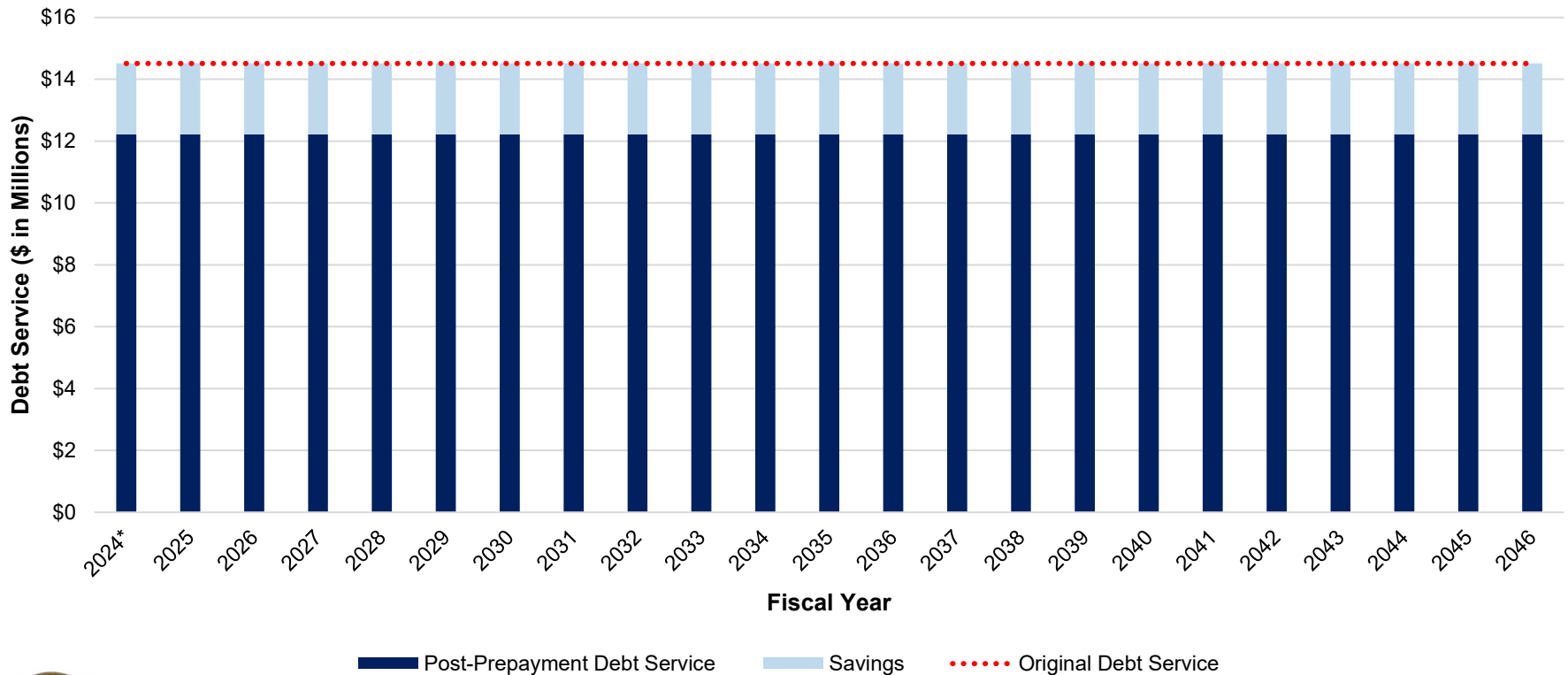
- Per the terms of the Phase 2 Petition, the Tax District will fund Phase 2 Silver Line capital project expenditures in the amount of \$330 million, plus required reserves and financing costs
  - \$215.6 million from the TIFIA loan
  - \$112.6 million from Phase 2 Tax District cash on hand
- \$403 million TIFIA Loan closed in December 2014, backed by County moral obligation to refill a DSRF, subject to annual appropriation from the County's General Fund
  - Interest rate locked at 2.73%
  - Final maturity of April 1, 2046
  - Capitalized interest on construction draws will accrue through October 1, 2023
- In November 2022, approximately \$38.6 million of tax district funds were used for an early pre-payment of the TIFIA loan, reducing the loan balance allocable to the District
- Level semi-annual debt service payments will be due starting on October 1, 2023 through April 1, 2046
  - Currently, annual debt service on the TIFIA loan allocated to the District is estimated at \$12.2 million
  - Prepayment in full or in part in amounts greater than \$1 million is permitted without penalty, at any time
- A debt service reserve fund is fully funded at its requirement equal to maximum annual debt service (MADS) of \$12.2 million
- TIFIA Loan is rated AA+/AA+ by FitchRatings and Standard & Poor's



# Early Pre-Payment of TIFIA Loan

- On November 17, 2022, the County executed the planned cash prepayment of \$38.6 million of the TIFIA loan with unrestricted available amounts
- As of October 1, 2023, the District has a TIFIA loan balance of \$207.65 million (Phase II portion)
- By redeeming debt early at its maturity date, annual debt service was reduced by approximately \$2.3 million per year

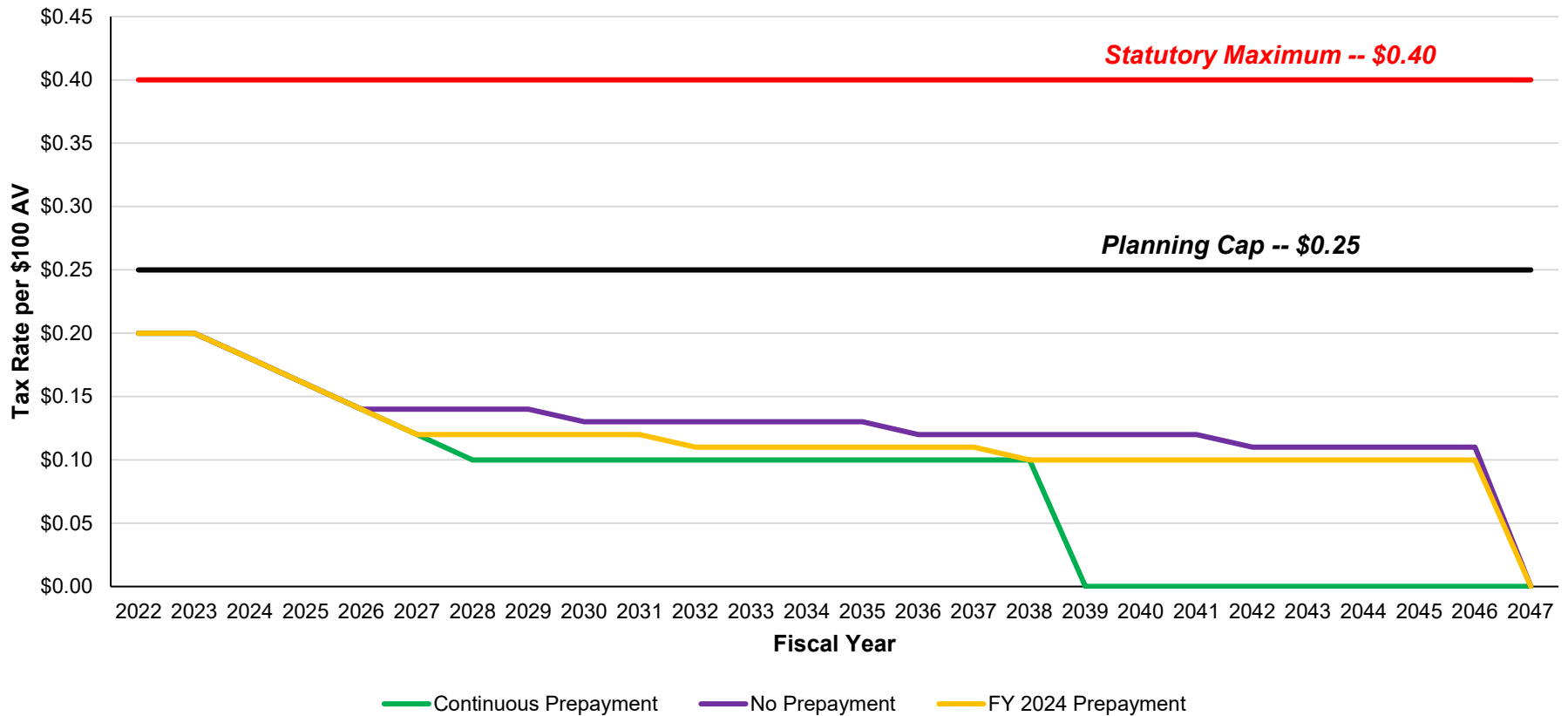
### Annual Debt Service



\* Does not account for the reserve fund release of approximately \$2.3 million which will further reduce the FY 2024 debt service

# Comparison of Scenarios (1.5% AV Growth)

## Silver Line Phase 2 Tax District



Fiscal Year	2023	2024	2025	2026	2027	2028	2029	2030	2031	2032	2033	2034	2035	2036	2037	2038
Continuous Prepay	2.03x	1.83x	1.65x	1.67x	1.53x	1.35x	1.41x	1.48x	1.58x	1.70x	1.86x	2.08x	2.44x	3.06x	4.48x	11.00x

Assumes at least 1.25x coverage in each fiscal year with tax rate reductions occurring in accordance with adopted policy guidelines.



# Phase 2 Tax District Debt Service Coverage Policy

---

- Financial management policies for the Phase 2 Tax District were formally adopted in March 2022
- Targeted debt service coverage will be 1.25x, calculated as annual revenue divided by maximum annual debt service (MADS)
- Historical debt service coverage will be at or above 1.25x for two prior consecutive audited years before lowering the tax rate
- The tax rate may be lowered by no more than two cents per \$100 of AV in any given year, provided coverage can be maintained at 1.25x in the current year & in the year the tax rate reduction is effective
- When reducing the tax rate, the District will reasonably expect that a forecast of future years' revenue is sufficient to pay annual debt service through final maturity of all debt
- When reducing the tax rate, the District will evaluate a sensitivity analysis of what a future year's assessed value decline would result in 1.00x debt service coverage

$$\text{Debt Service Coverage} = \frac{\text{Annual Tax District Revenue}}{\text{Maximum Annual Debt Service}}$$





# Phase 2 Tax District Reserve Policy

---

***In 2022, the Commission adopted a reserve policy, which indicated:***

1. The Commission will also consider unrestricted balances in Fund 40120, Dulles Rail Phase 2 Transportation Improvement District of the County's budget when setting the tax rate
2. The District will maintain all reserves at or above the legally required minimums at all times
3. The District will target the total reserve balances (Unrestricted balance in Fund 40120 plus DSRF balance) to equal approximately 2.0x Maximum Annual Debt Service (currently \$24.4 million as of 6/30/2023)
  - A) Debt Service Reserve Fund secures outstanding debt & is fully funded at Maximum Annual Debt Service (MADS)
  - B) Unrestricted balance in Fund 40120 is fully funded (by policy) at MADS
4. When feasible and economically advantageous, the District will consider using excess funds in the Unrestricted balance in Fund 40120 to accelerate the retirement of debt in advance of its stated maturity



# Recommendation & Next Steps

---

- Reduce tax rate by 2 cents from \$0.20/\$100 to \$0.18/\$100 for FY 2024
- Plan for a second pre-payment of the TIFIA Loan early in FY 2024 in an estimated amount of \$27.7 million
  - Annual debt service savings are estimated at \$1.6 million per year through FY 2046
  - MADs would decline from \$12.2 million to an estimated \$10.6 million

Expected Date	Event
March 15, 2023	District Advisory Board meeting
March 28, 2023	District Commission meeting
May 2, 2023	Board of Supervisors FY 2024 Budget Mark-Up
May 9, 2023	Board of Supervisors Adopts FY 2024 Budget

