

# Fairfax County Police Department

FY 2014

Deer Management Program Results

*Archery, Managed Hunt & Sharpshooting*



# FY 2014 Deer Management Program Results

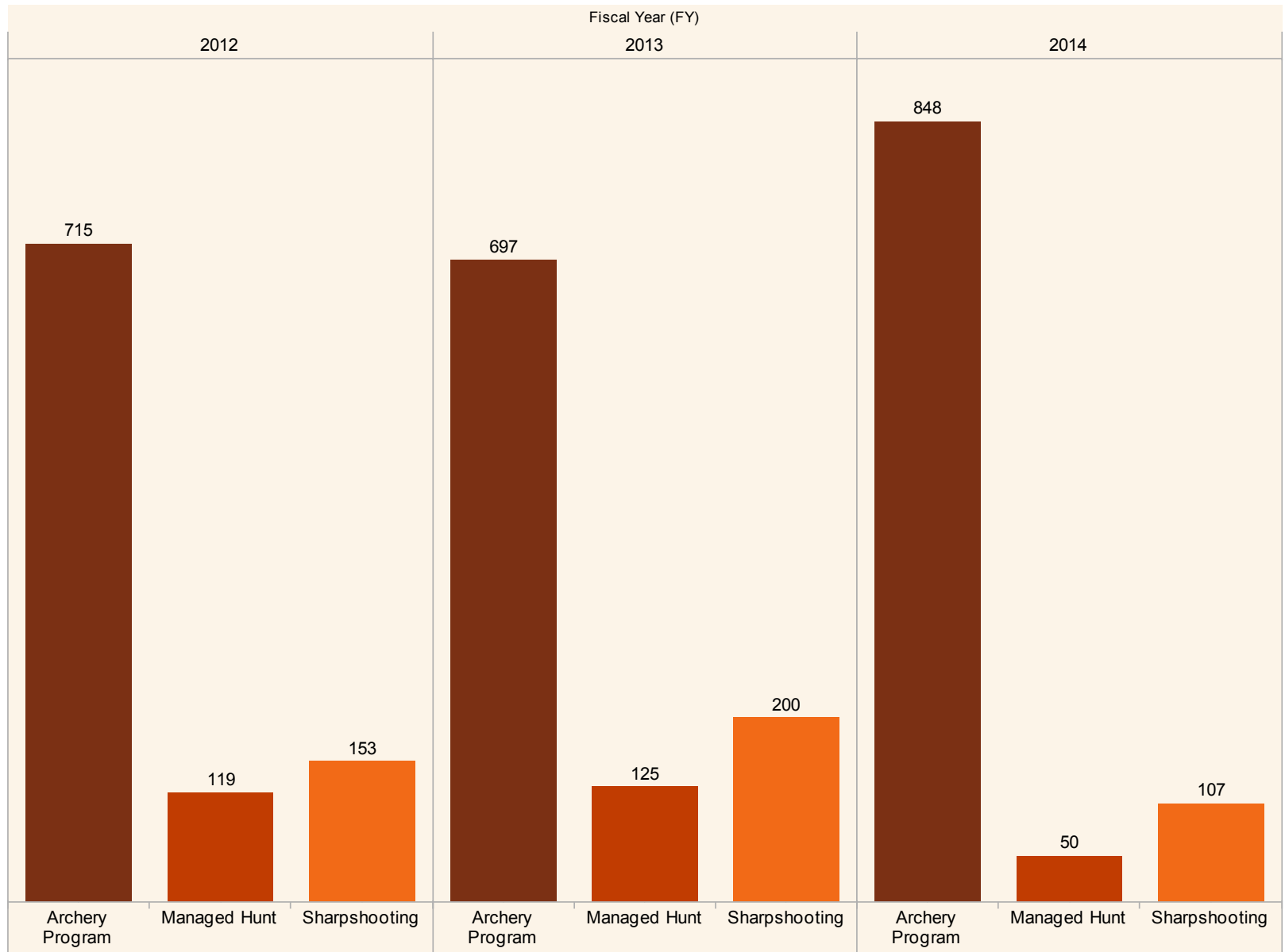
## 3 Year Fiscal Year Comparison

### Legend

- Archery Program
- Managed Hunt
- Sharpshooting

### Harvest Totals

FY 2012: 987  
 FY 2013: 1,022  
 FY 2014: 1,005



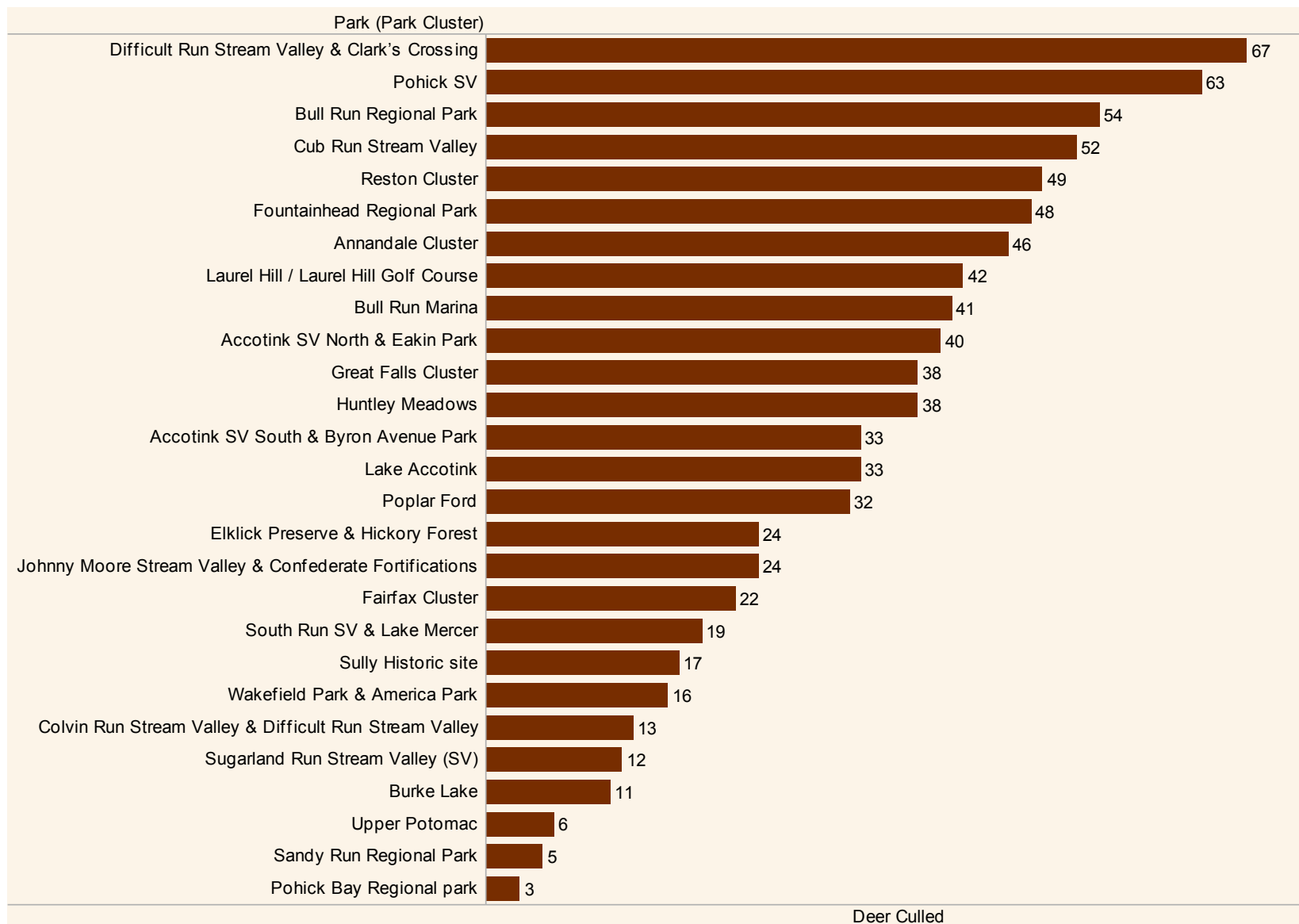
# FY 2014 Deer Management Program Results

## FY 2014 Archery Locations

The total number of deer culled in FY 2014 was 1,005. 84.4% of those culled were through the Archery Program.

27 archery groups (nearly 700 citizens) participated in the Archery Program from mid-September to mid-February.

The Archery Program, utilizes volunteers rather than paid employees, making it the most cost effective of the three program types.



Deer Culled

# FY 2014 Deer Management Program Results

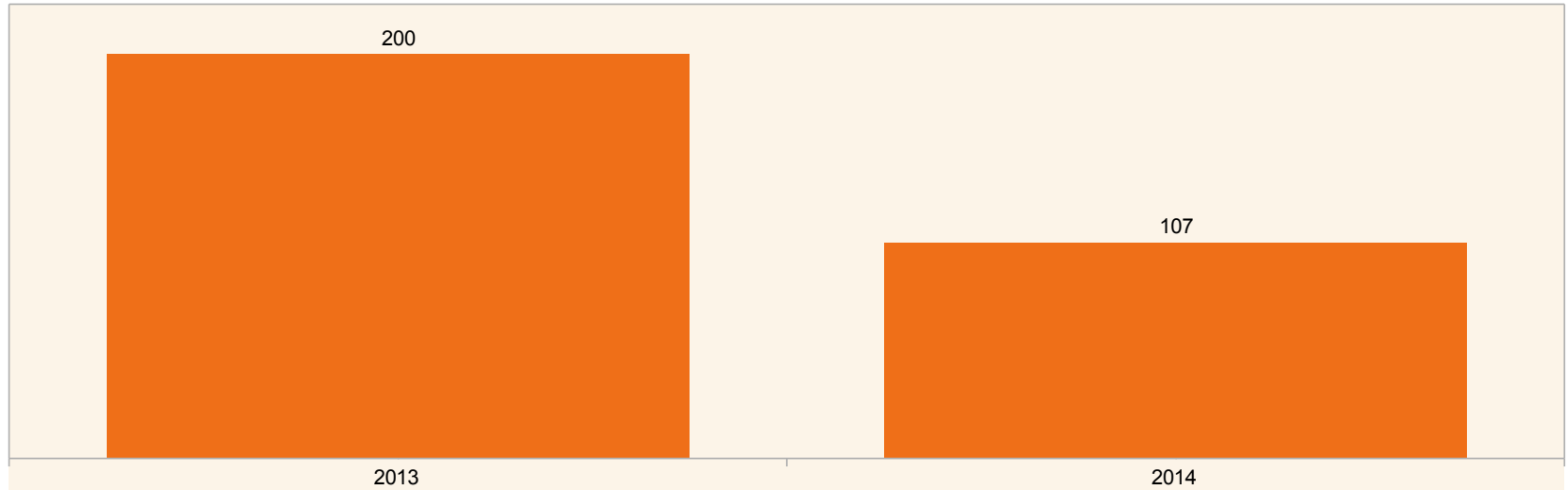
*FY 2013 & FY 2014 FCPD Sharpshooter Totals*

*FY 2014 Sharpshooter Locations*

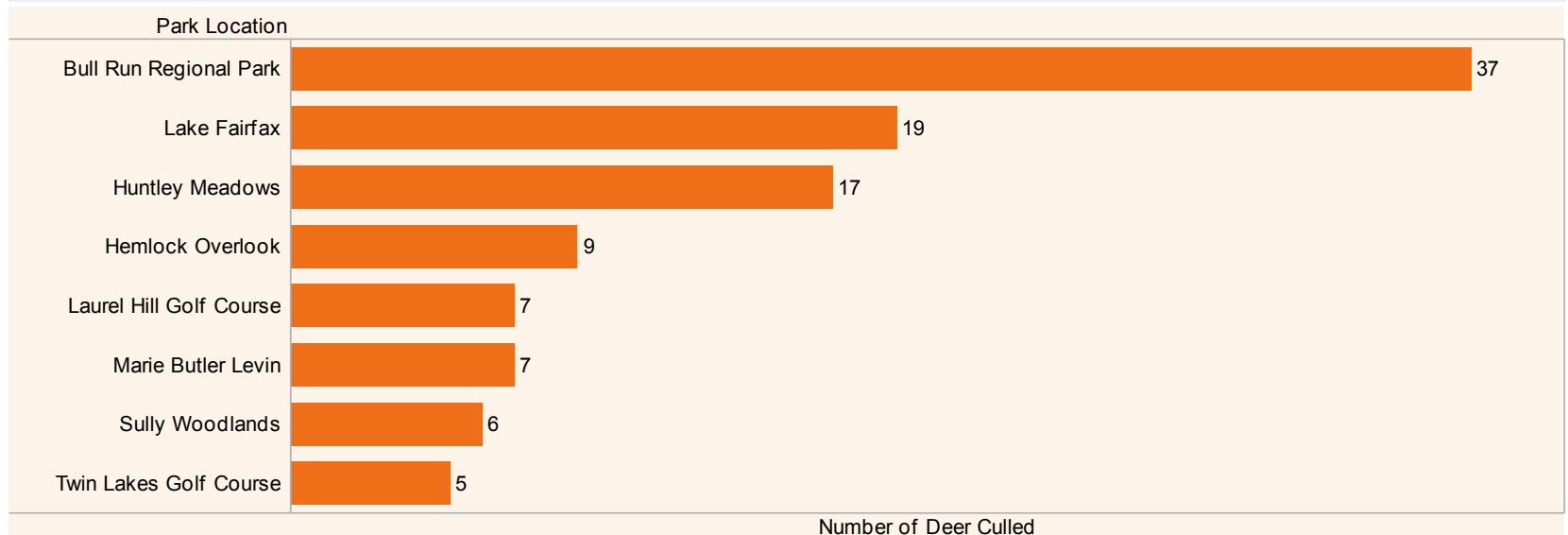
**FY 2013:**  
There were 17  
Sharpshooting  
Operations with  
an average of  
11.7 deer culled  
per operation

**FY 2014:**  
There were 10  
Sharpshooting  
Operations with  
an average of  
10.7 deer culled  
per operation

FY 2013 & FY 2014 Sharpshooting Totals



FY 2014 Sharpshooter Locations



Number of Deer Culled

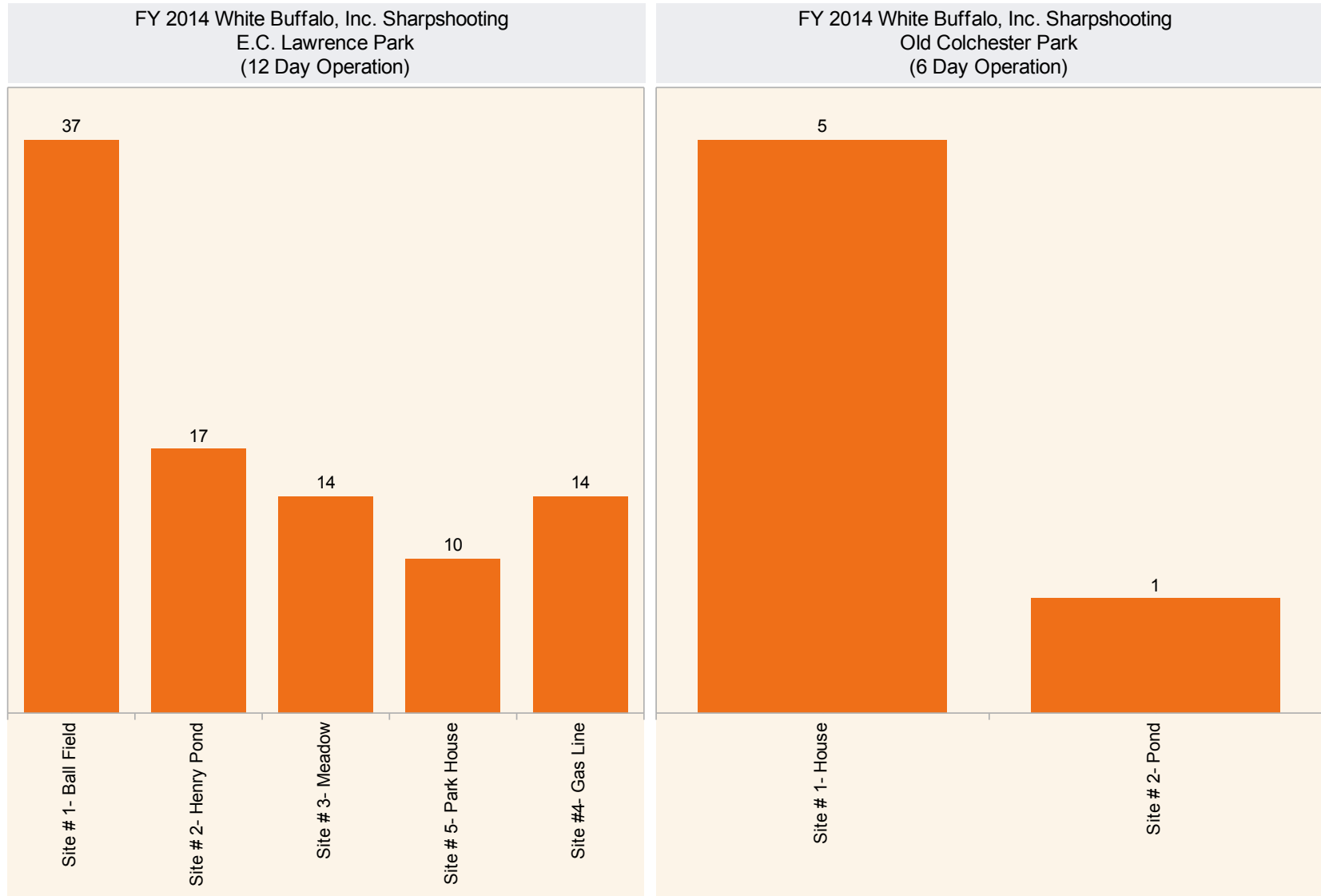


# FY 2014 Deer Management Program Results

*FY 2014 White Buffalo, Inc. Sharpshooting Totals  
by Location*

**White Buffalo,  
Inc.**  
**FY 2014:**  
There were 98  
deer harvested  
by private  
contractor.

Two phases  
were employed:  
Jan 2 - Jan 14  
Feb 10 - Feb 20

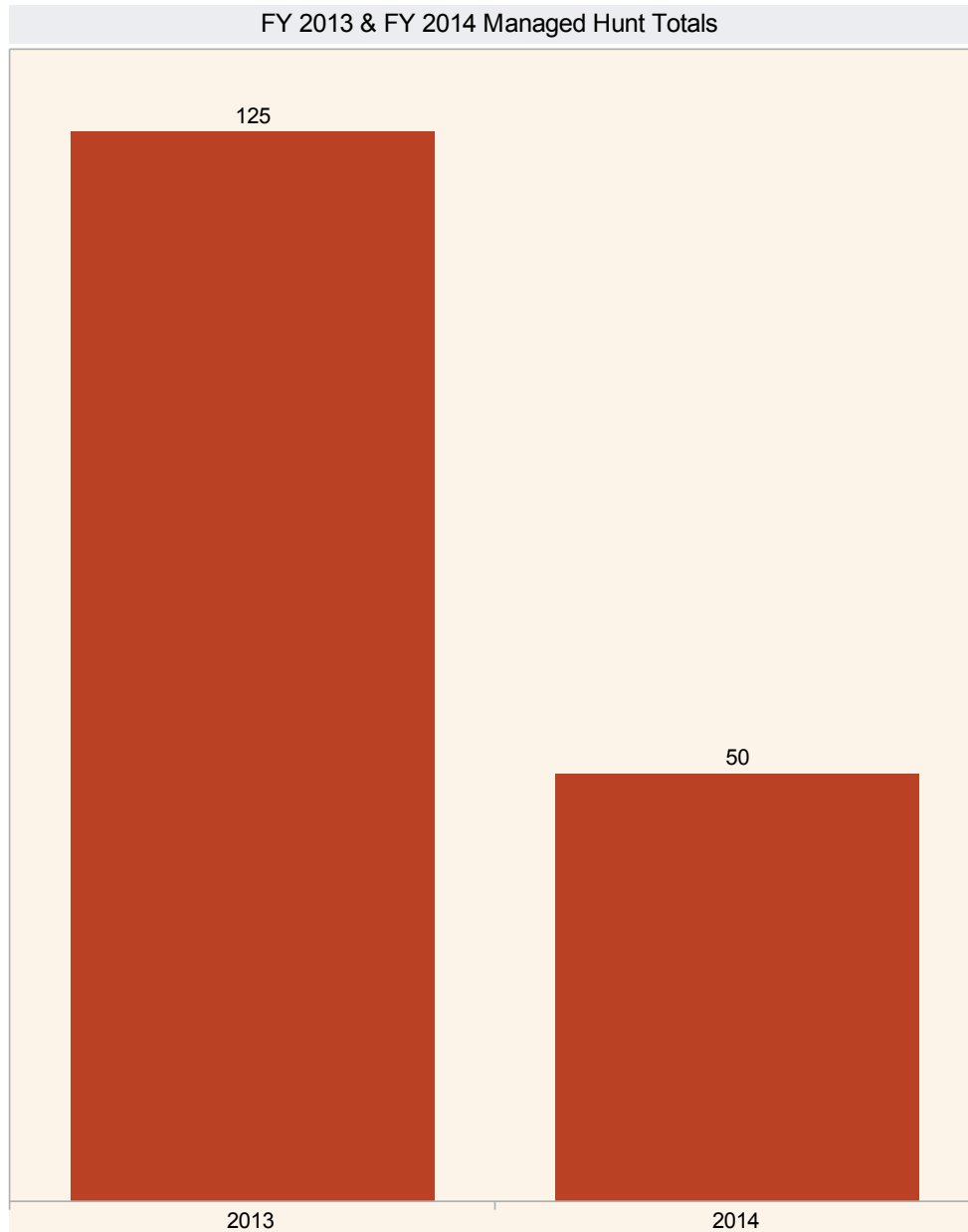


92 total deer culled at E.C. Lawrence Park for an average of 7.6 deer per day

6 total deer culled at Old Colchester Park for an average of 1 deer per day

# FY 2014 Deer Management Program Results

## *FY 2014 Managed Hunts*



### **FY 2013:**

There were 2 Managed Hunt Operations with an average of 60.5 deer culled per operation

### **FY 2014:**

There were 2 Managed Hunt Operations with an average of 25 deer culled per operation

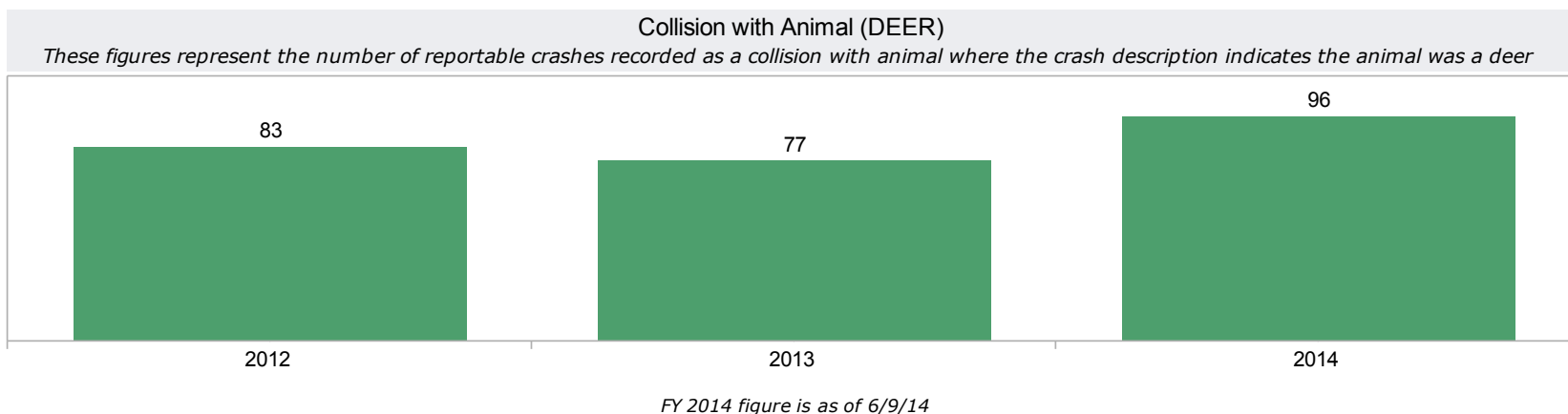
*There is no explanation for the discrepancy between the number of deer culled during managed hunts held in FY 2013 and FY 2014*



# FY 2014 Deer Management Program Results

*FY 2014 Harvest Totals*  
*FY 2012 - FY 2014 Deer Crashes*

FY 2014 Deer Management Totals by Type & Group			
Group	Archery Program	Managed Hunt	Sharpshooting
Fairfax County Police Department	848	50	107
White Buffalo, Inc.	0	0	98
<b>Deer Management Program Totals by Type</b>	<b>848</b>	<b>50</b>	<b>205</b>



A collective year-end review of the Deer Management Program is conducted at the conclusion of the Fiscal Year with our partners at the Fairfax County Park Authority, Northern Virginia Regional Park Authority, Fairfax County Department of Public Works and Environmental Services (Urban Forest Management Division), and the Fairfax County Health Department.

In the absence of a county wildlife biologist, we have coordinated with the regional biologist from the Virginia Department of Game and Inland Fisheries (DGIF) to solicit input regarding our programs. We are also coordinating with experts on deer management in order to enhance the safety and efficiency of our sharpshooter program.

In an ongoing effort to establish clear goals which also allow an assessment of the effectiveness of our programs, we are working with our partners to establish a set of clear and measurable goals designed to measure both the effectiveness of the deer management program and its long term sustainability.

